

APPENDICE 1

Outputs grafici e numerici delle simulazioni effettuate in regime di moto vario con il software Hec-Ras.

Botro Quercetano

Stato attuale



None of the XS's are Geo-Referenced (Geo-Ref user entered XS) (Geo-Ref interpolated XS) (Non Geo-Ref user entered XS) (Non Geo-Ref interpolated XS)

1 cm Horiz. = 6 m 1 cm Vert. = 5 m

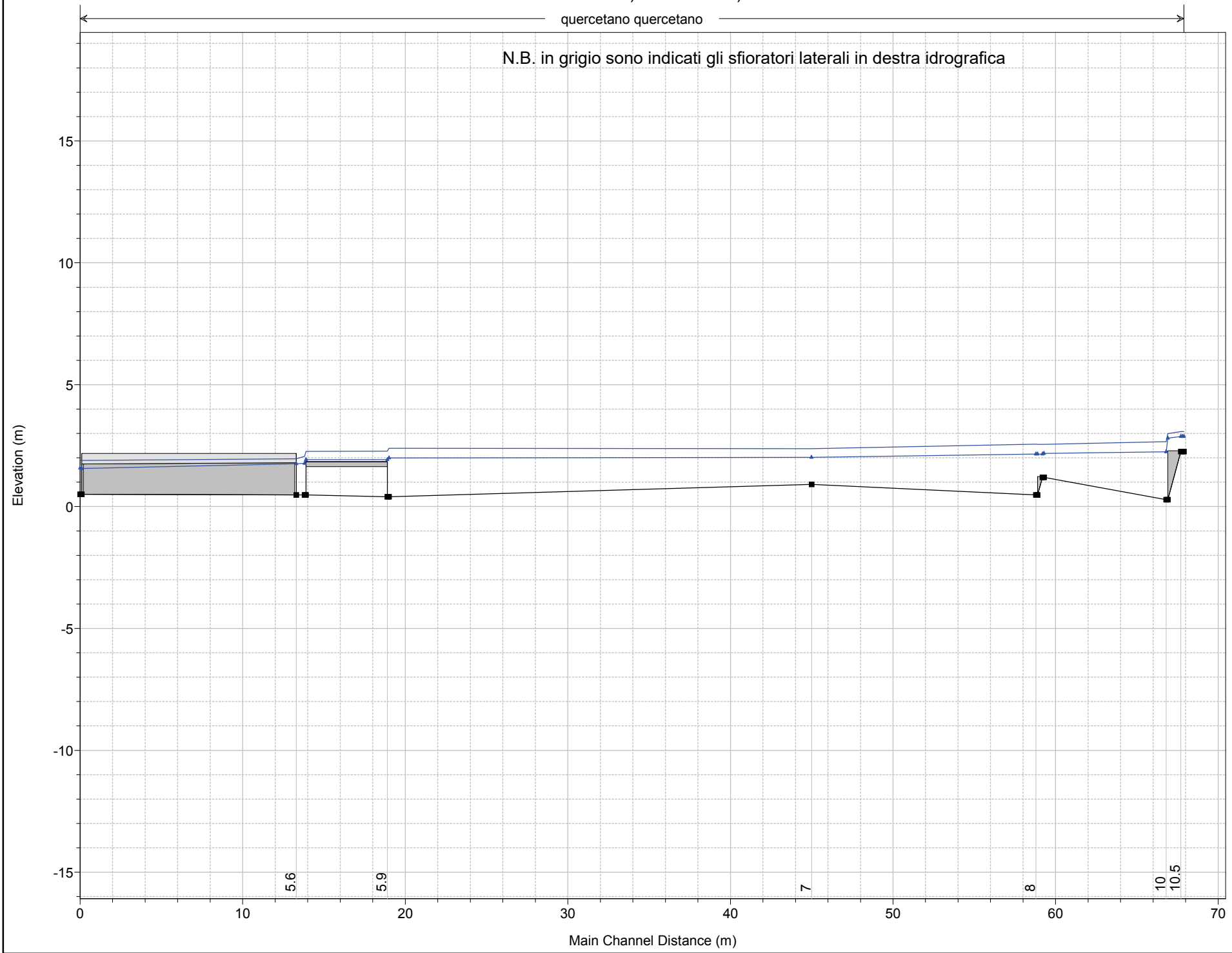
1) A TR200 2) A TR30

← quercetano quercetano →

N.B. in grigio sono indicati gli sfioratori laterali in destra idrografica

Legend

- WS Max WS - A TR200
- WS Max WS - A TR30
- Ground



1 cm Horiz. = 3 m 1 cm Vert. = 2 m

1) A TR200 2) A TR30

← quercetano quercetano →

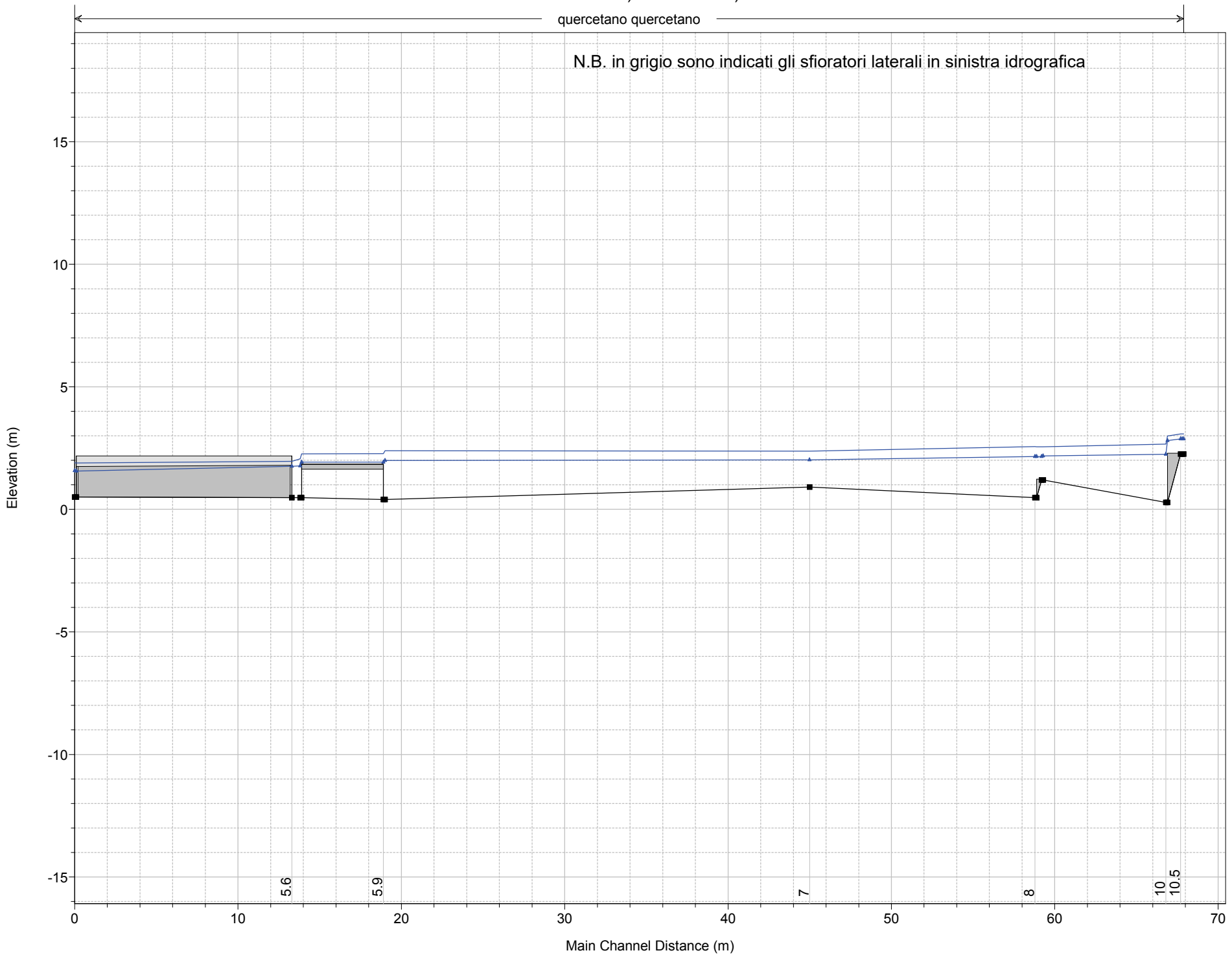
N.B. in grigio sono indicati gli sfioratori laterali in sinistra idrografica

Legend

WS Max WS - A TR200

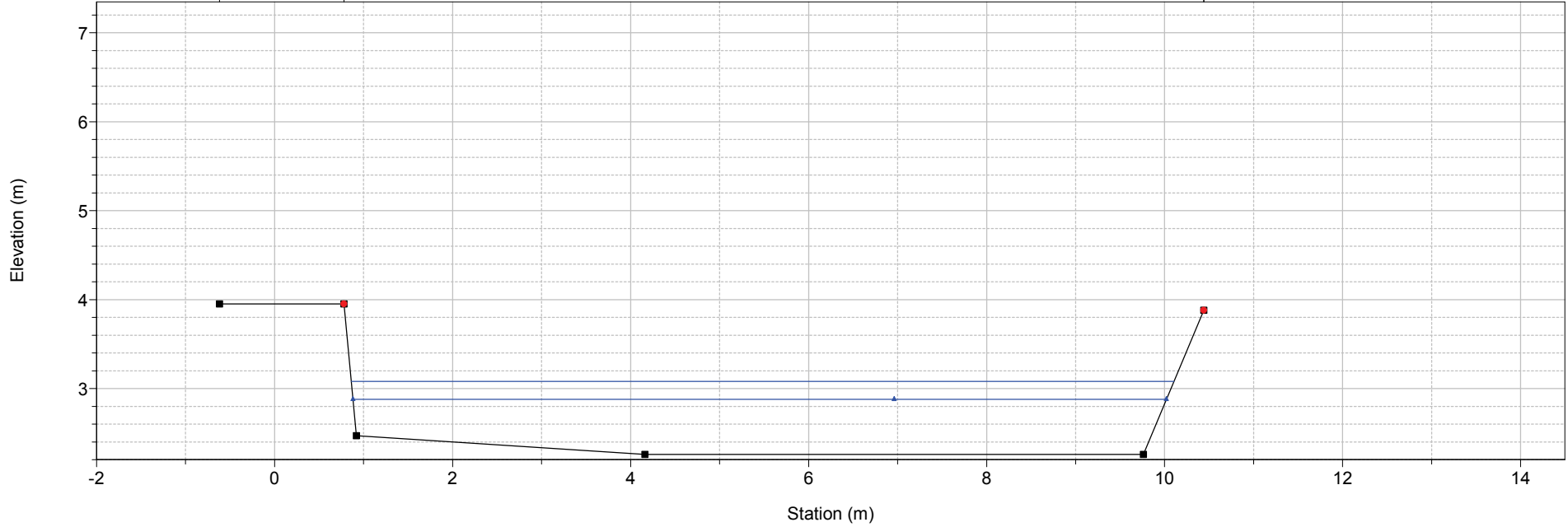
WS Max WS - A TR30

Ground

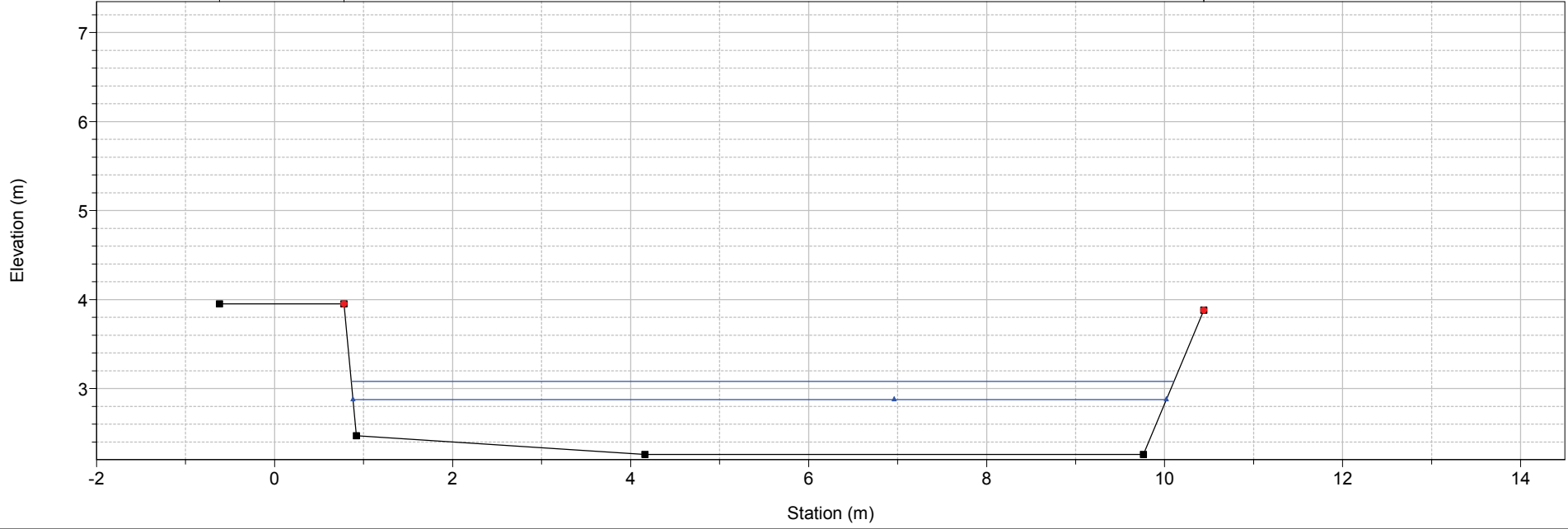
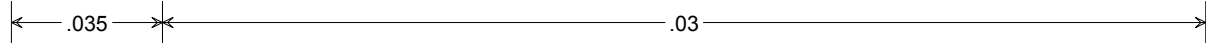


1 cm Horiz. = 3 m 1 cm Vert. = 2 m

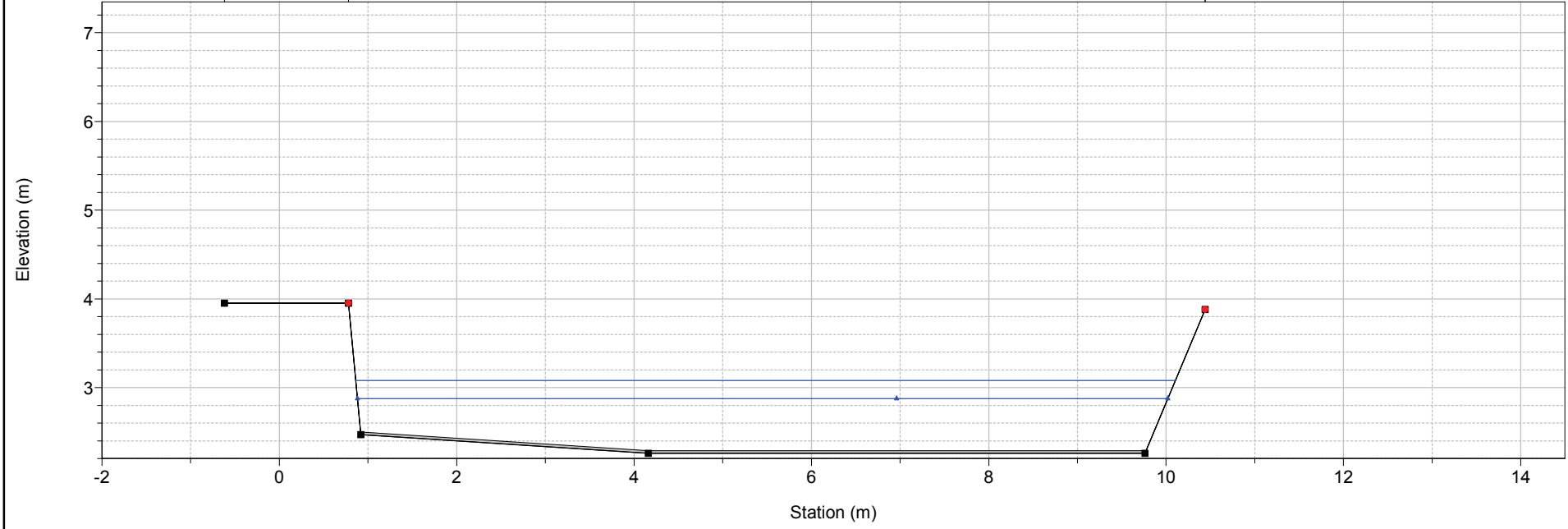

1) A TR200 2) A TR30
River = quercetano Reach = quercetano RS = 11 sez 5 m rilievo



1) A TR200 2) A TR30
River = quercetano Reach = quercetano RS = 10.8 sez 5 m rilievo



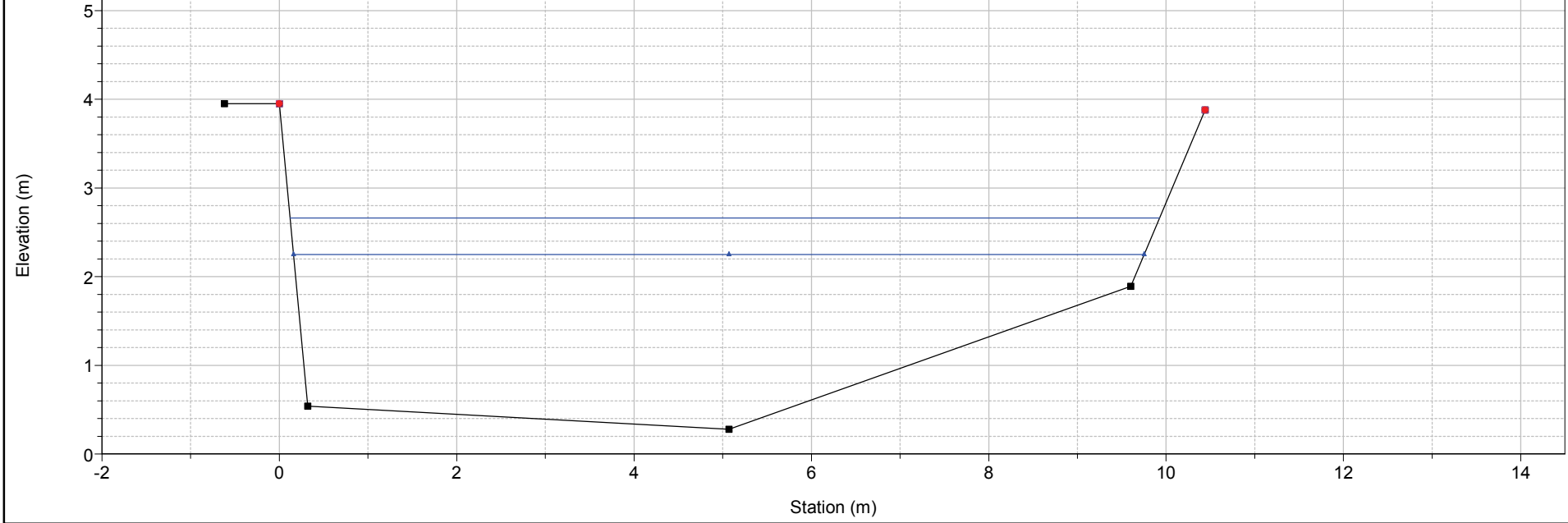
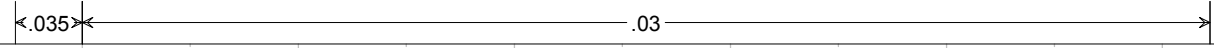
1) A TR200 2) A TR30
 River = quercetano Reach = quercetano RS = 10.5 IS



Legend

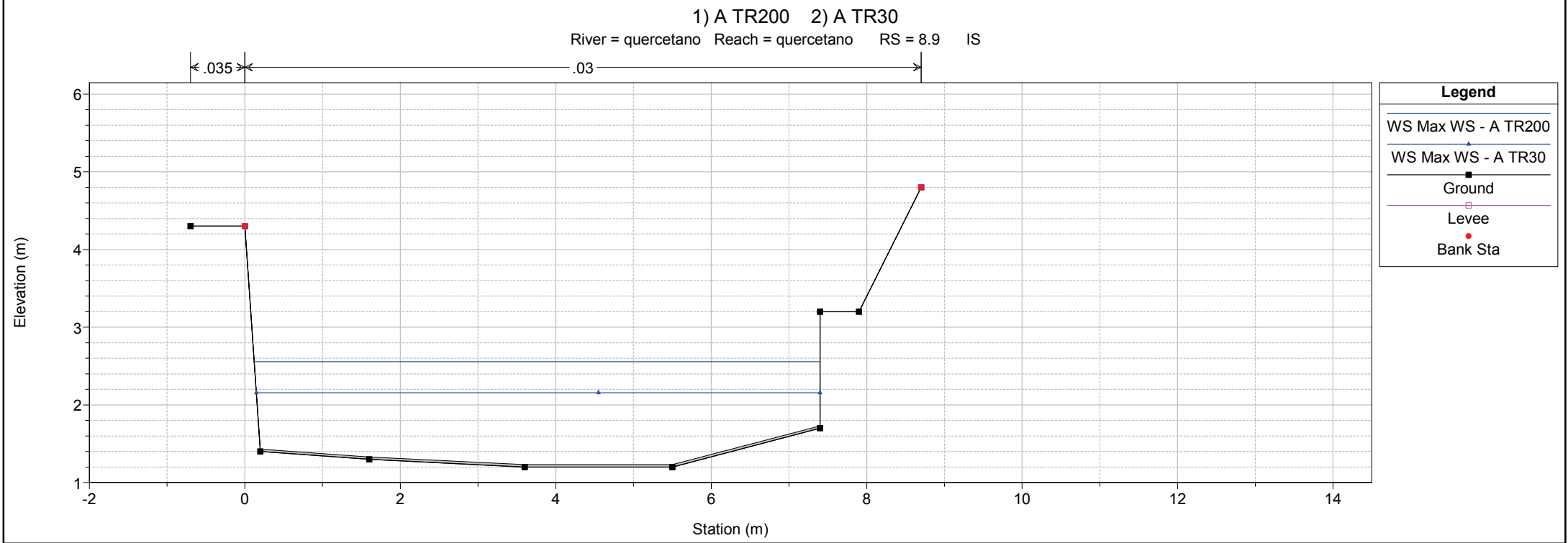
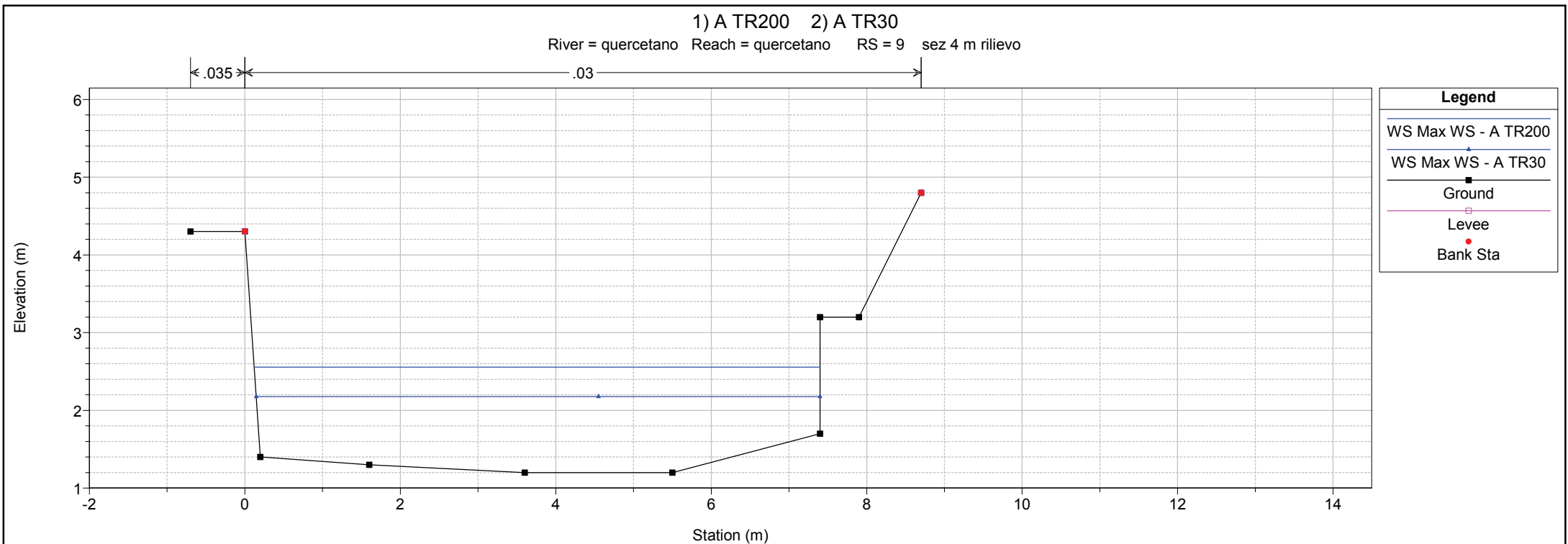
- WS Max WS - A TR200
- WS Max WS - A TR30
- Ground
- Bank Sta

1) A TR200 2) A TR30
 River = quercetano Reach = quercetano RS = 10 sez 5 v rilievo

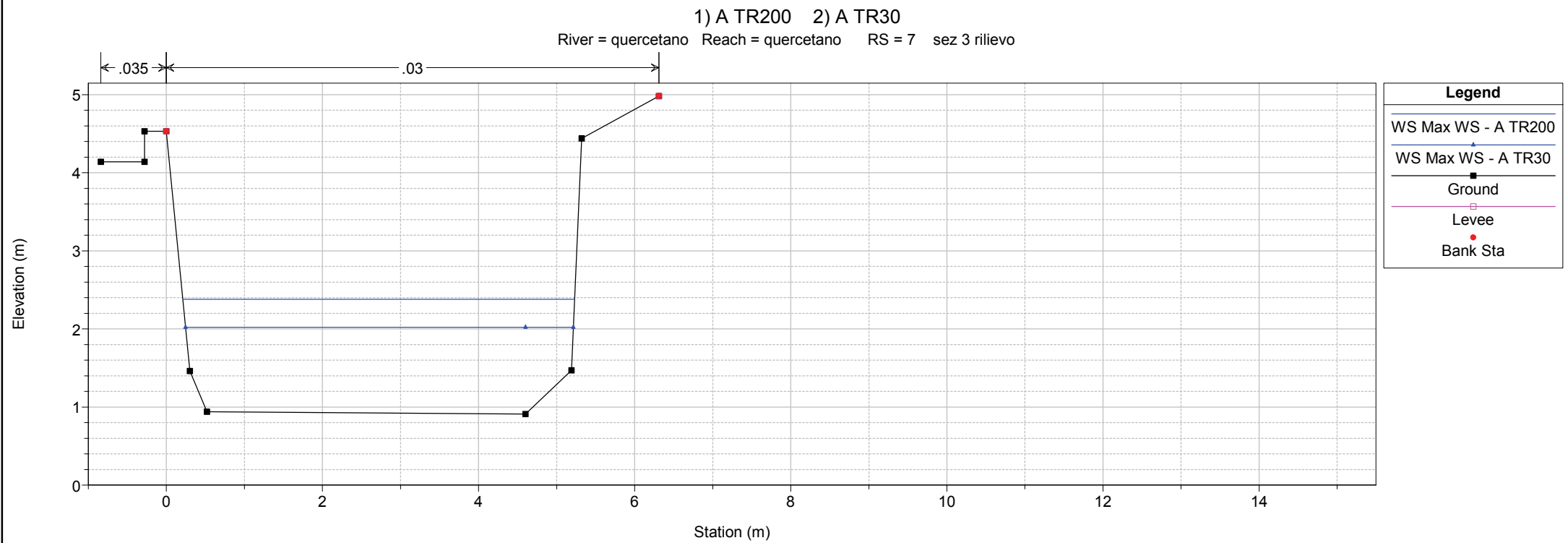
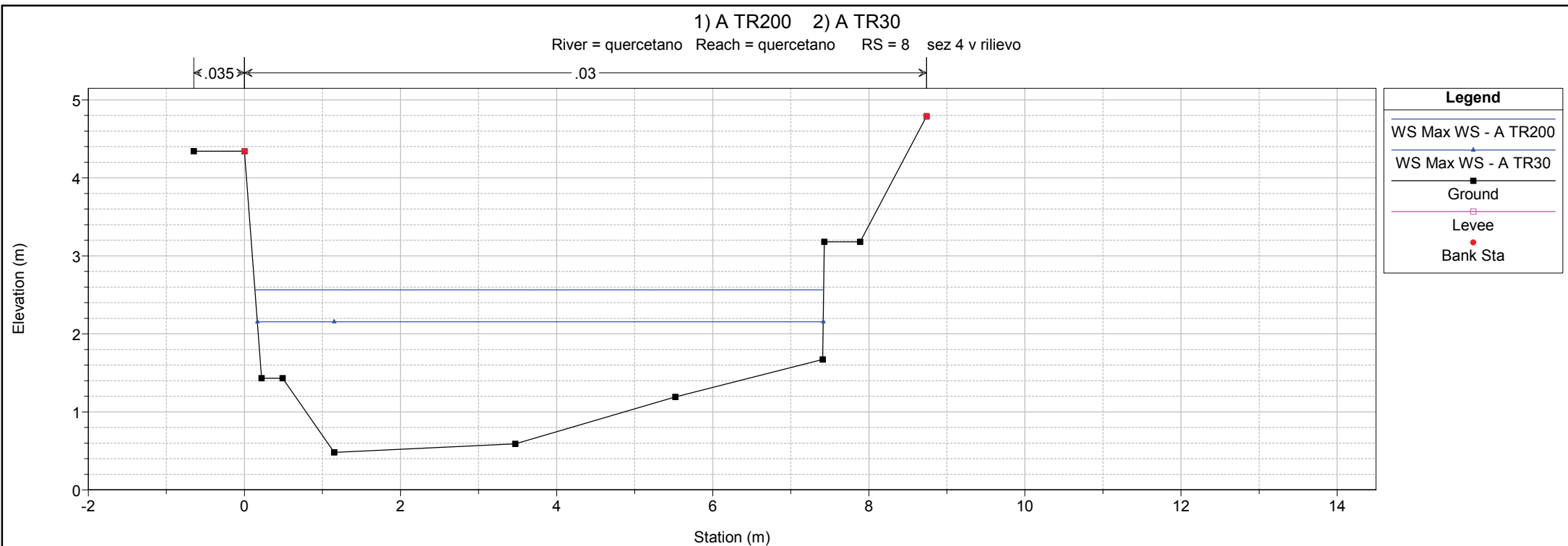


Legend

- WS Max WS - A TR200
- WS Max WS - A TR30
- Ground
- Levee
- Bank Sta



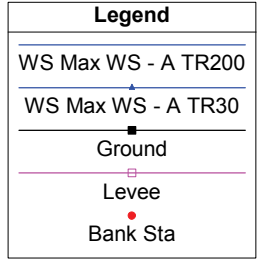
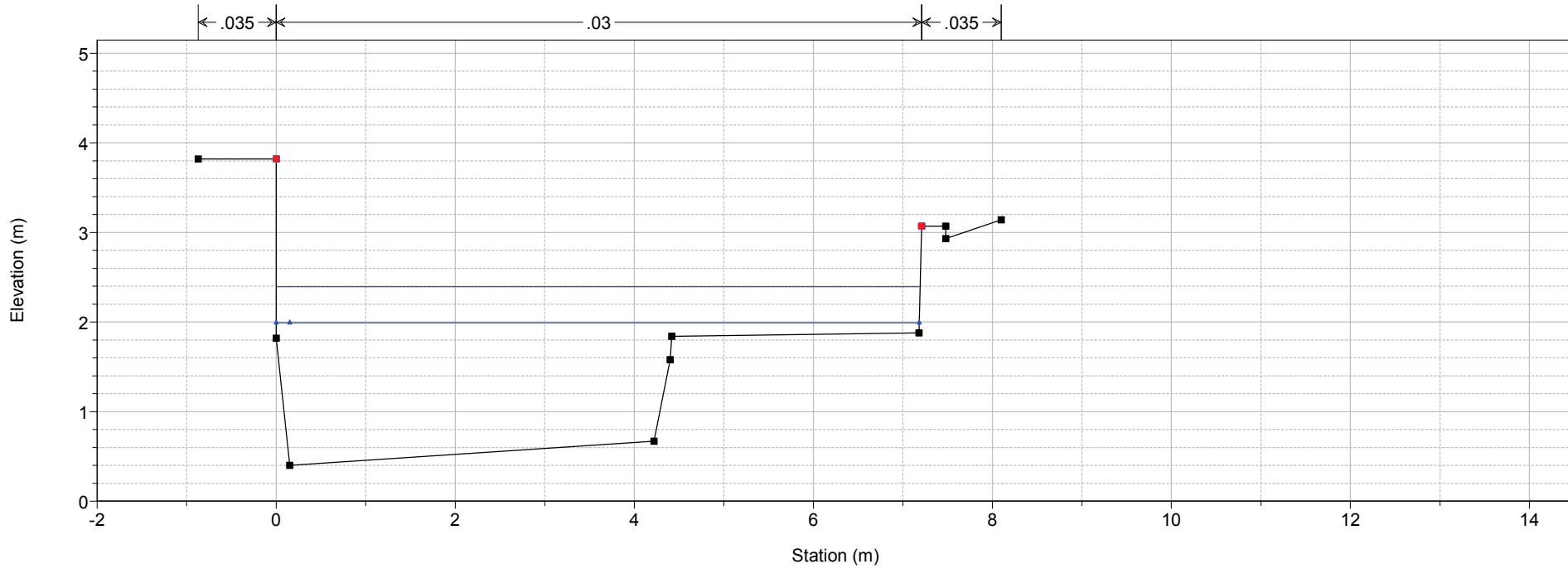
1 cm Horiz. = 0.7 m 1 cm Vert. = 0.7 m



1 cm Horiz. = 0.7 m 1 cm Vert. = 0.7 m

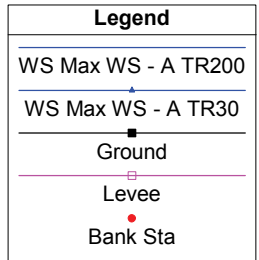
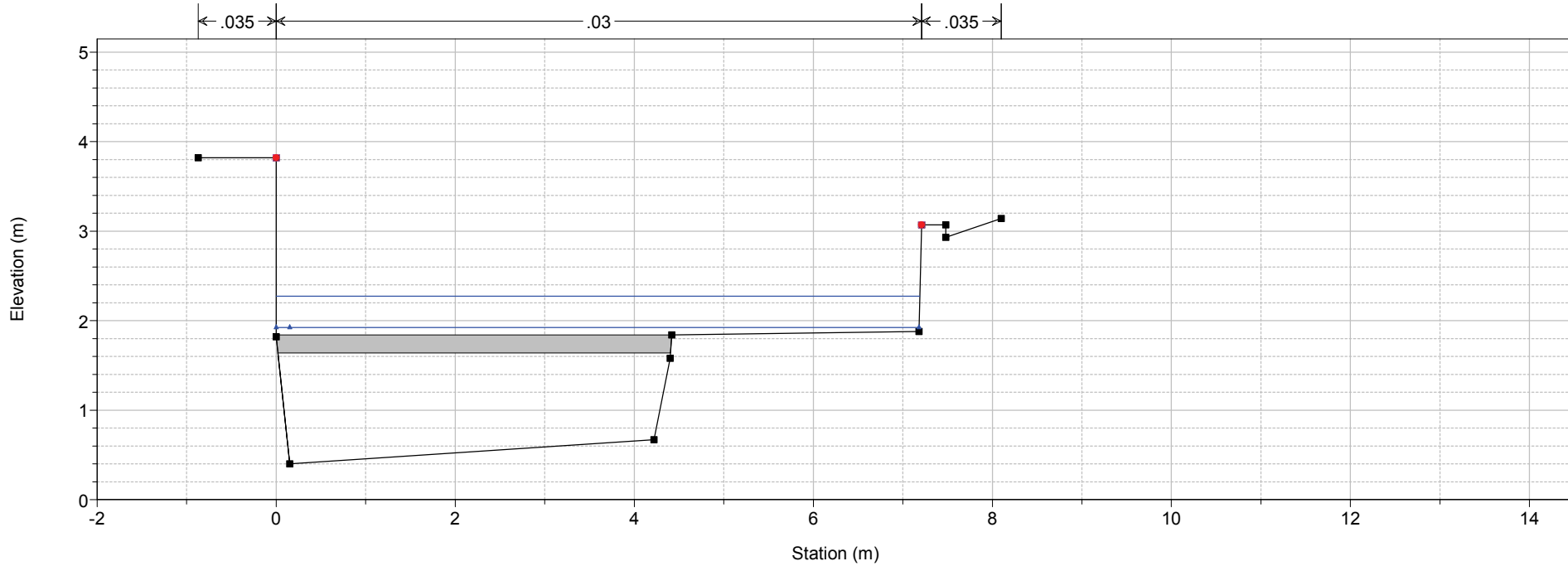
1) A TR200 2) A TR30

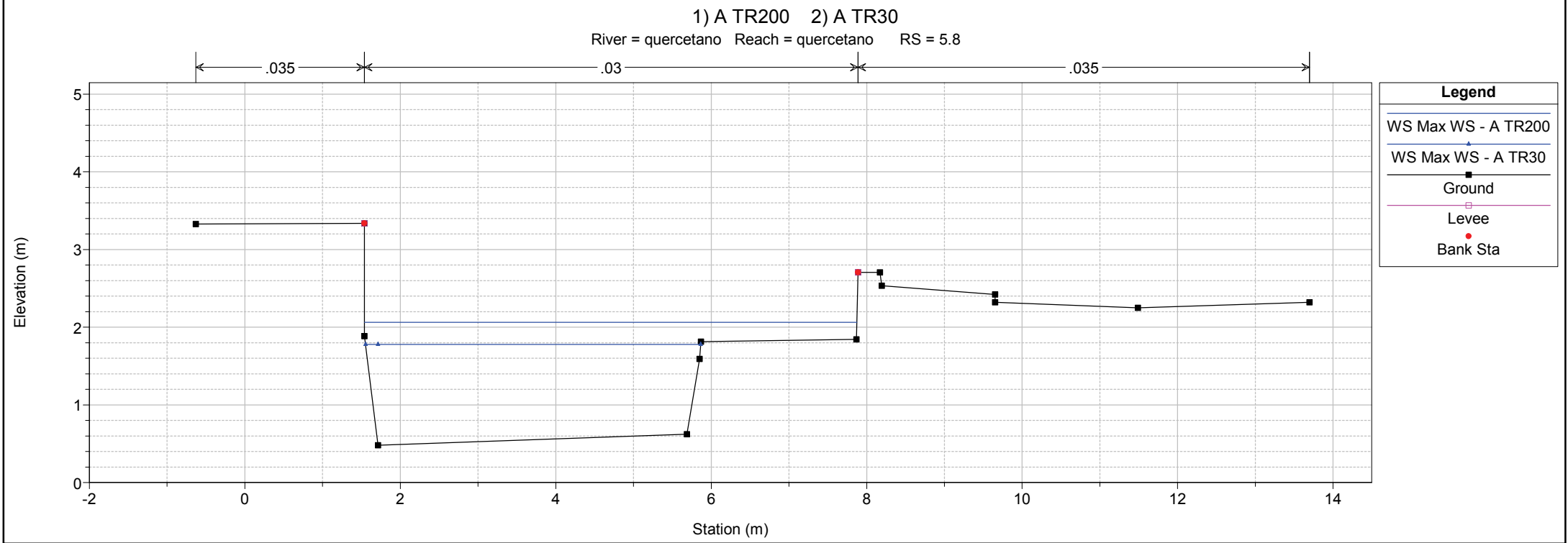
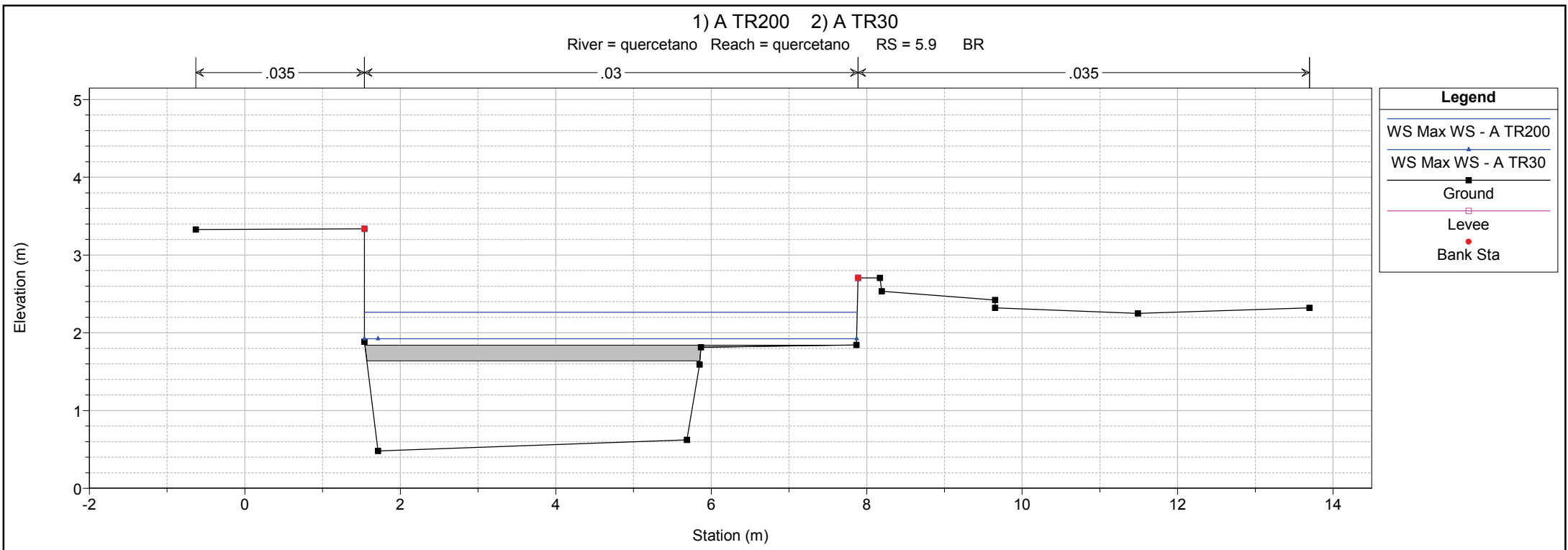
River = quercetano Reach = quercetano RS = 6 sez 2 rilievo



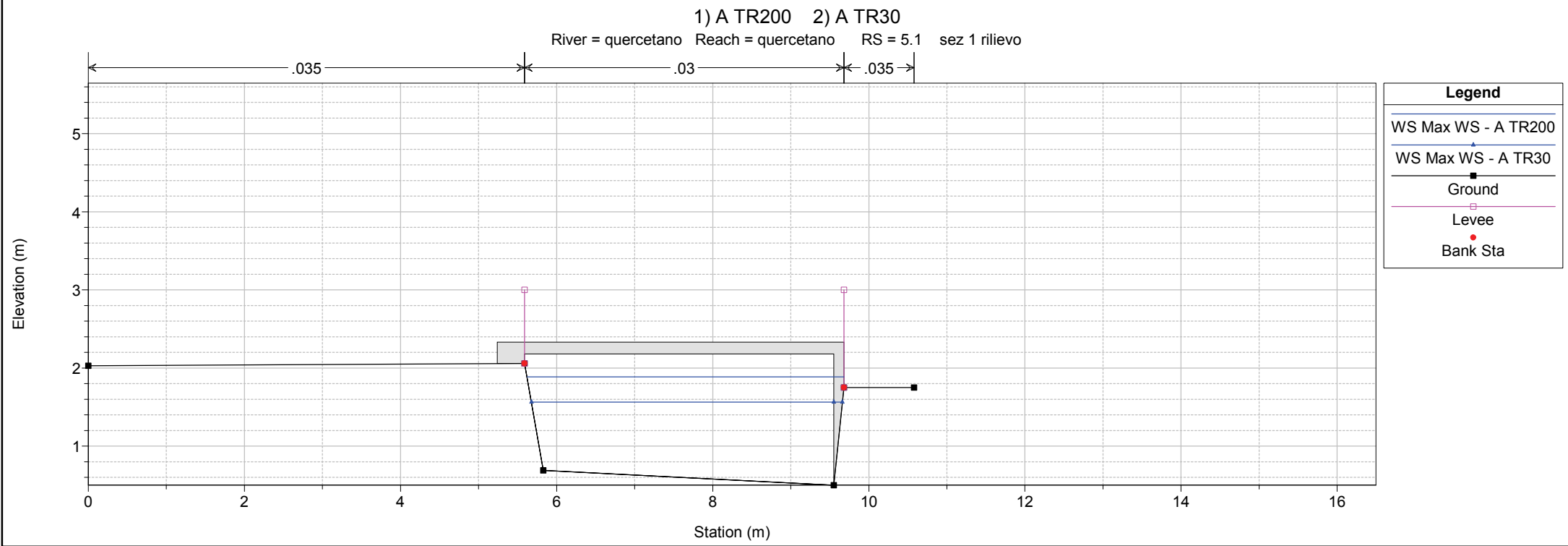
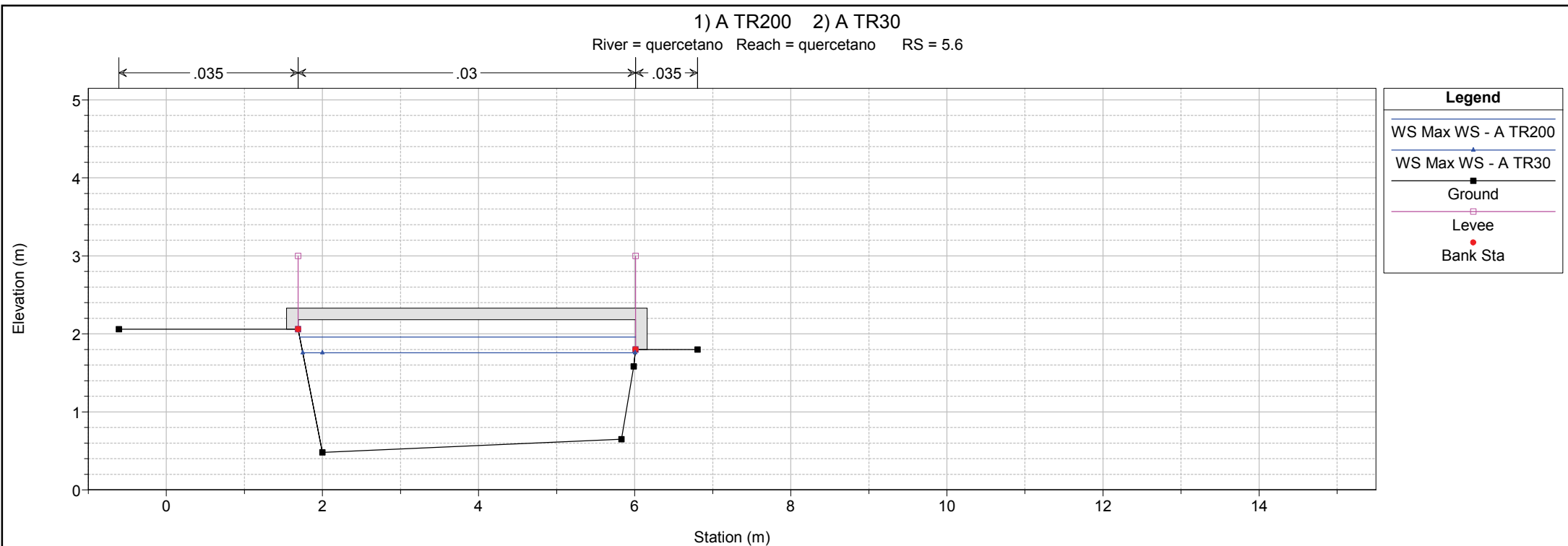
1) A TR200 2) A TR30

River = quercetano Reach = quercetano RS = 5.9 BR





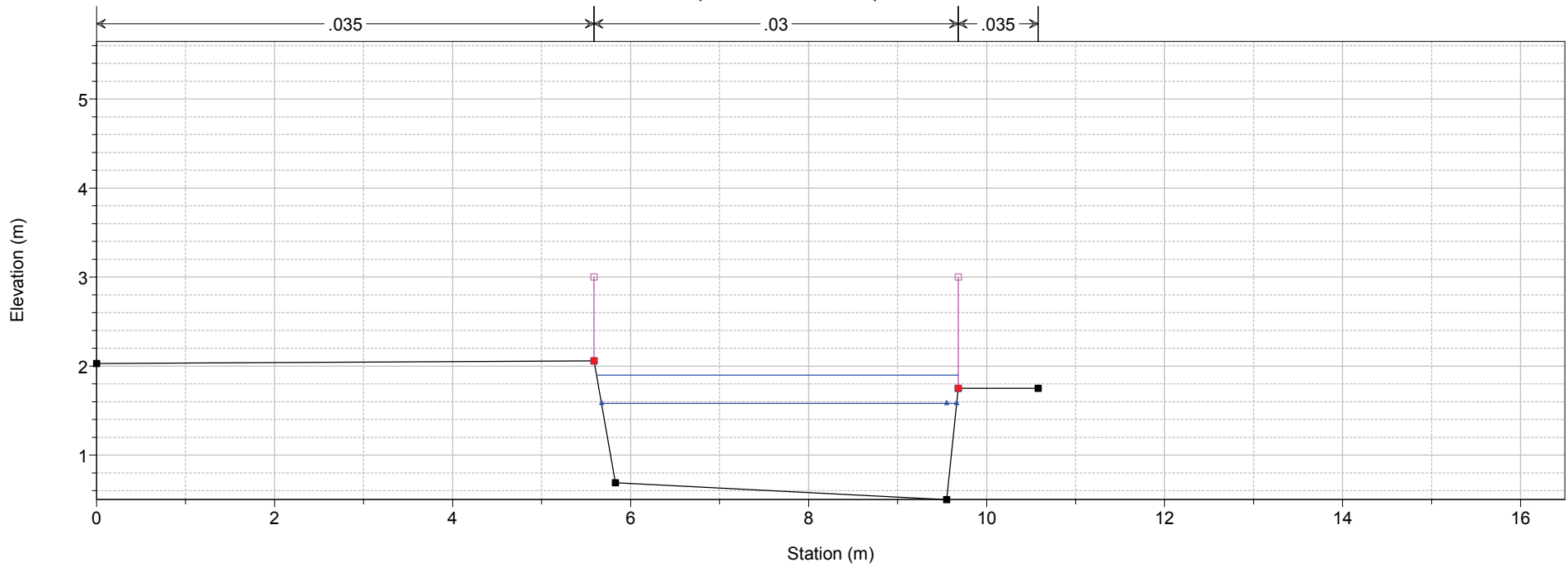
1 cm Horiz. = 0.7 m 1 cm Vert. = 0.7 m



1 cm Horiz. = 0.7 m 1 cm Vert. = 0.7 m

1) A TR200 2) A TR30

River = quercetano Reach = quercetano RS = 5 sez 1 rilievo



Legend

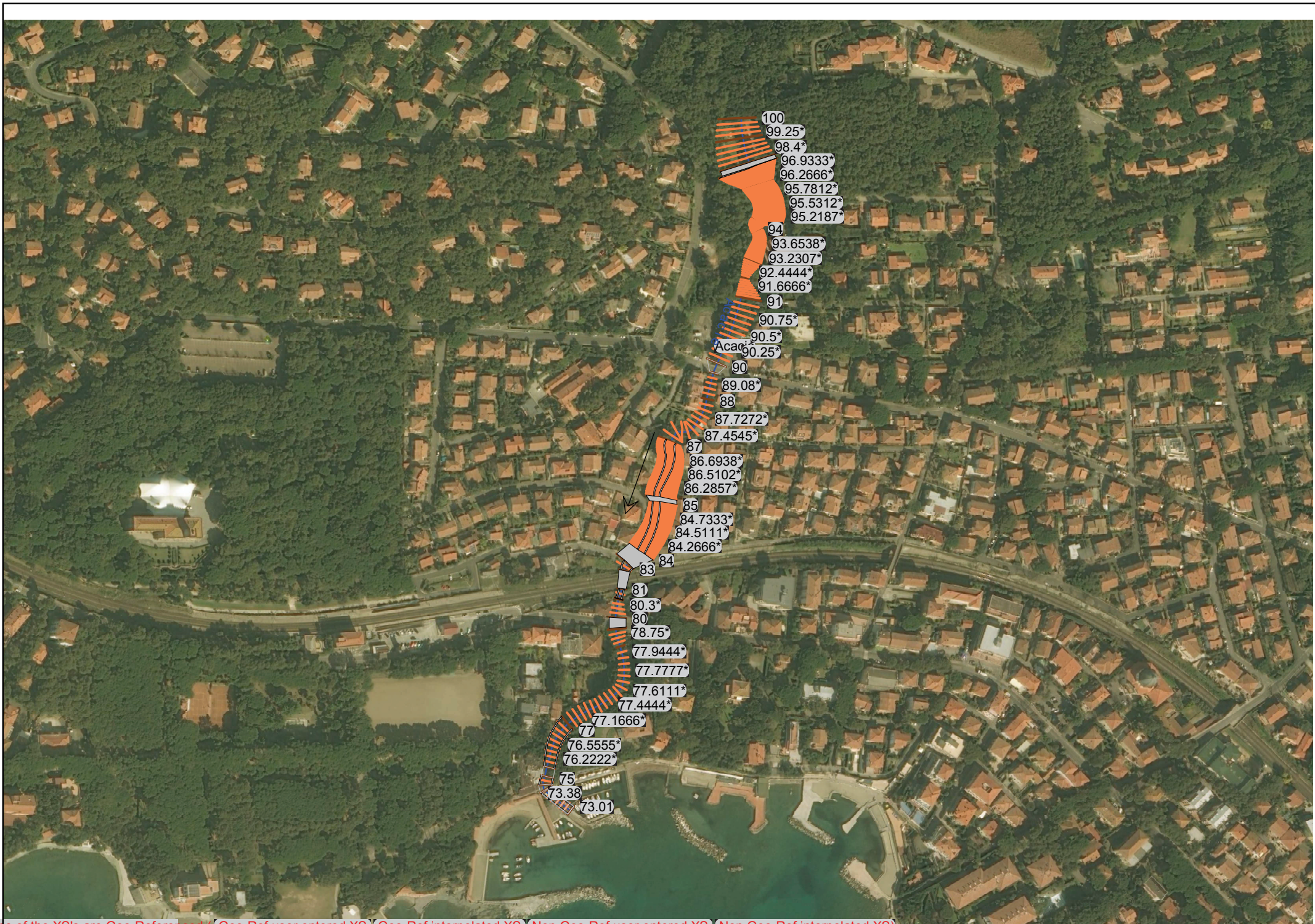
- WS Max WS - A TR200
- WS Max WS - A TR30
- Ground
- Levee
- Bank Sta

| Reach | River Sta | Plan | Q Total (m3/s) | Min Ch El (m) | W.S. Elev (m) | Crit W.S. (m) | E.G. Elev (m) | E.G. Slope (m/m) | Vel Chnl (m/s) | Flow Area (m2) | Top Width (m) | Froude # Chl |
|------------|-----------|---------|-------------------|------------------|------------------|------------------|------------------|---------------------|-------------------|-------------------|------------------|--------------|
| quercetano | 11 | A TR200 | 15.15 | 2.26 | 3.08 | 2.96 | 3.31 | 0.006848 | 2.14 | 7.08 | 9.24 | 0.78 |
| quercetano | 11 | A TR30 | 9.14 | 2.26 | 2.88 | 2.77 | 3.04 | 0.006523 | 1.75 | 5.22 | 9.14 | 0.74 |
| quercetano | 10.8 | A TR200 | 15.15 | 2.26 | 3.08 | 2.96 | 3.31 | 0.006890 | 2.15 | 7.06 | 9.24 | 0.78 |
| quercetano | 10.8 | A TR30 | 9.14 | 2.26 | 2.88 | 2.77 | 3.03 | 0.006578 | 1.76 | 5.20 | 9.14 | 0.74 |
| quercetano | 10.5 | | Inl Struct | | | | | | | | | |
| quercetano | 10 | A TR200 | 15.16 | 0.28 | 2.66 | 1.29 | 2.70 | 0.000383 | 0.84 | 18.15 | 9.80 | 0.20 |
| quercetano | 10 | A TR30 | 9.14 | 0.28 | 2.25 | 1.05 | 2.27 | 0.000288 | 0.64 | 14.19 | 9.59 | 0.17 |
| quercetano | 9 | A TR200 | 15.15 | 1.20 | 2.56 | 2.08 | 2.70 | 0.002633 | 1.68 | 9.03 | 7.28 | 0.48 |
| quercetano | 9 | A TR30 | 9.02 | 1.20 | 2.18 | 1.85 | 2.28 | 0.002798 | 1.44 | 6.27 | 7.25 | 0.49 |
| quercetano | 8.9 | | Inl Struct | | | | | | | | | |
| quercetano | 8 | A TR200 | 15.15 | 0.48 | 2.56 | 1.71 | 2.65 | 0.001201 | 1.29 | 11.70 | 7.29 | 0.33 |
| quercetano | 8 | A TR30 | 9.23 | 0.48 | 2.15 | 1.46 | 2.21 | 0.001057 | 1.06 | 8.73 | 7.25 | 0.31 |
| quercetano | 7 | A TR200 | 15.15 | 0.91 | 2.38 | 1.96 | 2.62 | 0.004555 | 2.18 | 6.95 | 5.02 | 0.59 |
| quercetano | 7 | A TR30 | 9.19 | 0.91 | 2.02 | 1.68 | 2.18 | 0.003925 | 1.78 | 5.17 | 4.97 | 0.56 |
| quercetano | 6 | A TR200 | 15.15 | 0.40 | 2.39 | 1.64 | 2.52 | 0.002656 | 1.60 | 9.47 | 7.19 | 0.44 |
| quercetano | 6 | A TR30 | 9.16 | 0.40 | 1.99 | 1.33 | 2.09 | 0.002940 | 1.39 | 6.58 | 7.18 | 0.46 |
| quercetano | 5.9 | | Bridge | | | | | | | | | |
| quercetano | 5.8 | A TR200 | 15.15 | 0.48 | 2.06 | 1.68 | 2.32 | 0.006522 | 2.23 | 6.79 | 6.33 | 0.69 |
| quercetano | 5.8 | A TR30 | 9.16 | 0.48 | 1.78 | 1.36 | 1.94 | 0.004005 | 1.80 | 5.09 | 4.31 | 0.53 |
| quercetano | 5.6 | A TR200 | 15.15 | 0.48 | 1.96 | 1.71 | 2.32 | 0.007583 | 2.66 | 5.70 | 4.30 | 0.74 |
| quercetano | 5.6 | A TR30 | 9.16 | 0.48 | 1.76 | 1.39 | 1.94 | 0.004550 | 1.89 | 4.84 | 4.26 | 0.57 |
| quercetano | 5.59 | | Lat Struct | | | | | | | | | |
| quercetano | 5.58 | | Lat Struct | | | | | | | | | |
| quercetano | 5.1 | A TR200 | 13.84 | 0.50 | 1.89 | 1.71 | 2.28 | 0.007019 | 2.79 | 5.06 | 4.83 | 0.75 |
| quercetano | 5.1 | A TR30 | 9.15 | 0.50 | 1.56 | 1.44 | 1.88 | 0.007582 | 2.49 | 3.67 | 3.87 | 0.77 |
| quercetano | 5 | A TR200 | 13.84 | 0.50 | 1.90 | 1.70 | 2.28 | 0.009001 | 2.72 | 5.08 | 4.06 | 0.78 |
| quercetano | 5 | A TR30 | 9.15 | 0.50 | 1.58 | 1.44 | 1.88 | 0.009013 | 2.41 | 3.80 | 3.99 | 0.79 |

| Reach | River Sta | Plan | Q US (m3/s) | Q Leaving Total (m3/s) | Q DS (m3/s) | Q Weir (m3/s) | Q Gates (m3/s) | Wr Top Width (m) | Weir Max Depth (m) | Weir Avg Depth (m) | Min El Weir Flow (m) | E.G. US. (m) | W.S. US. (m) | E.G. DS (m) | W.S. DS (m) |
|------------|-----------|---------|----------------|---------------------------|----------------|------------------|-------------------|---------------------|-----------------------|-----------------------|-------------------------|-----------------|-----------------|----------------|----------------|
| quercetano | 5.59 | A TR200 | 15.15 | 1.28 | 13.84 | 1.28 | | 13.00 | 0.16 | 0.15 | 1.75 | 2.32 | 1.96 | 2.28 | 1.89 |
| quercetano | 5.59 | A TR30 | 9.16 | 0.00 | 9.15 | 0.00 | | | | | 1.75 | 1.94 | 1.76 | 1.88 | 1.57 |
| quercetano | 5.58 | A TR200 | 15.15 | 0.00 | 13.84 | 0.00 | | | | | 2.05 | 2.32 | 1.96 | 2.28 | 1.89 |
| quercetano | 5.58 | A TR30 | 9.16 | 0.00 | 9.15 | 0.00 | | | | | 2.05 | 1.94 | 1.76 | 1.88 | 1.57 |

Botro delle Acacie

Stato attuale

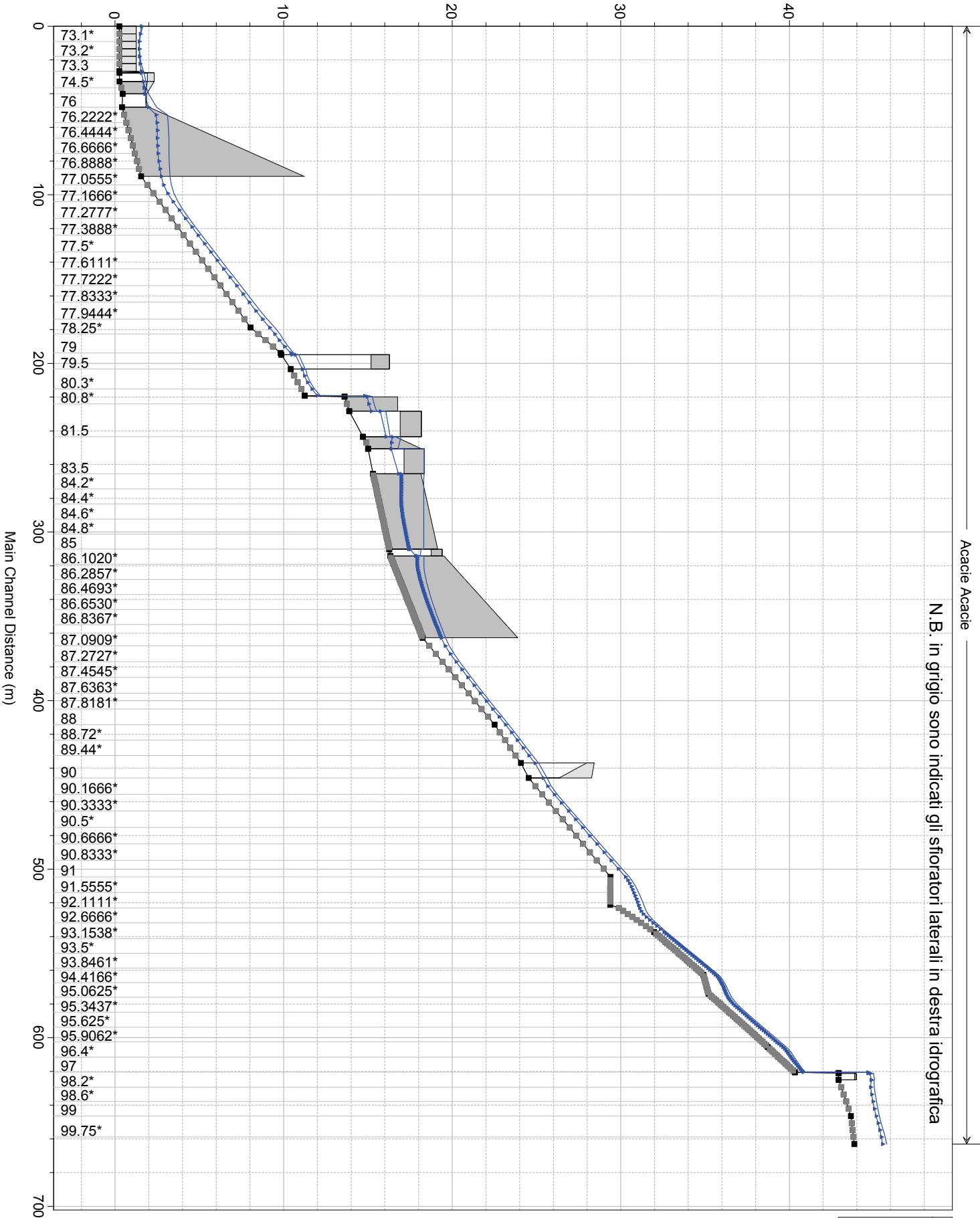


Note of the XS's are Geo-Referenced (Geo-Ref user entered XS, Geo-Ref interpolated XS, Non Geo-Ref user entered XS, Non Geo-Ref interpolated XS)

1 cm Horiz. = 39 m 1 cm Vert. = 32 m

1 cm Horiz. = 30 m 1 cm Vert. = 3 m

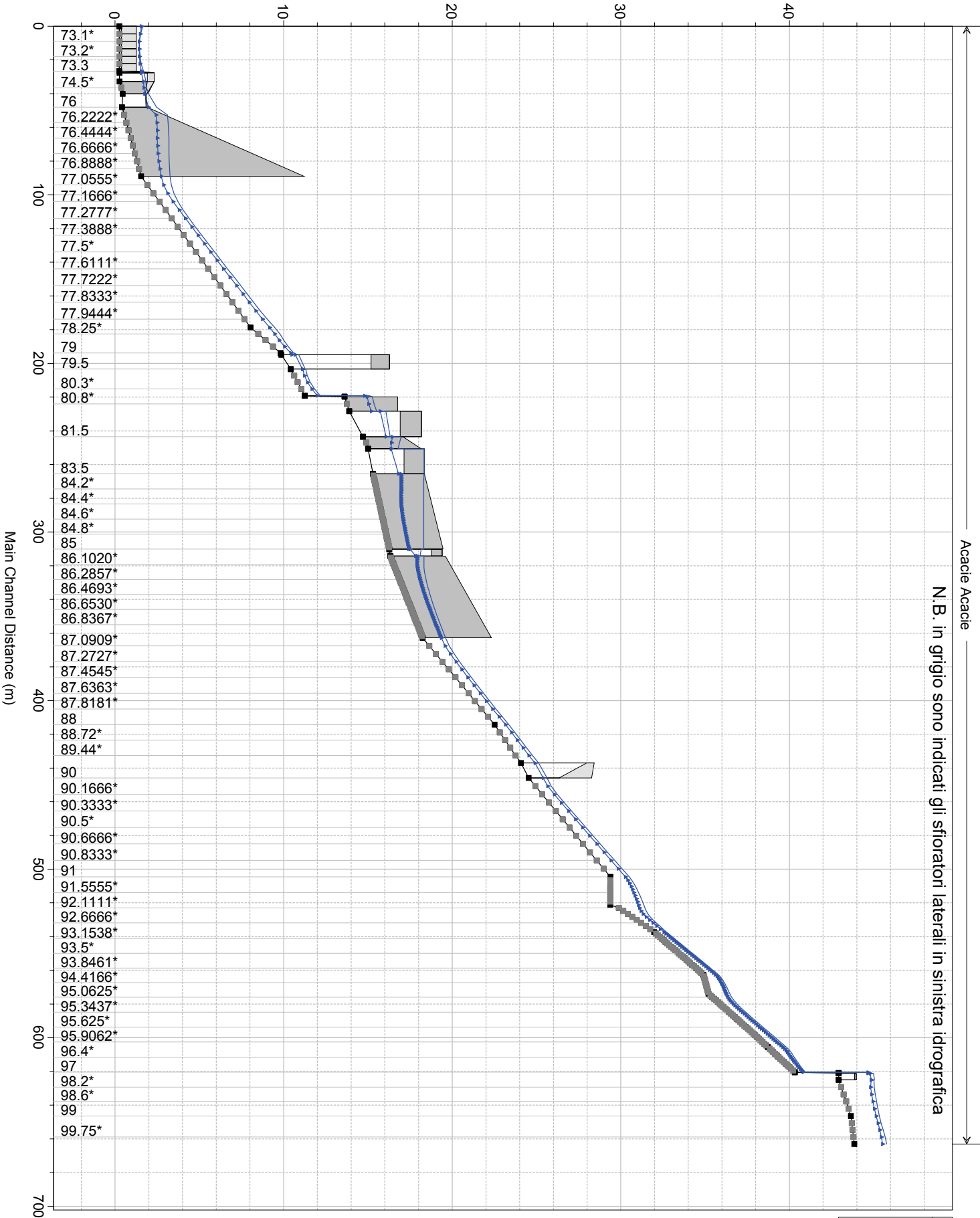
Elevation (m)



| Legend | |
|----------------------|---------------------------|
| WS Max WS - A TR 200 | (Blue line with dots) |
| WS Max WS - A TR 30 | (Black line with dots) |
| Ground | (Black line with squares) |

1 cm Horiz. = 30 m 1 cm Vert. = 3 m

Elevation (m)

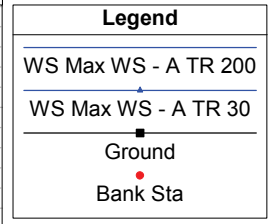
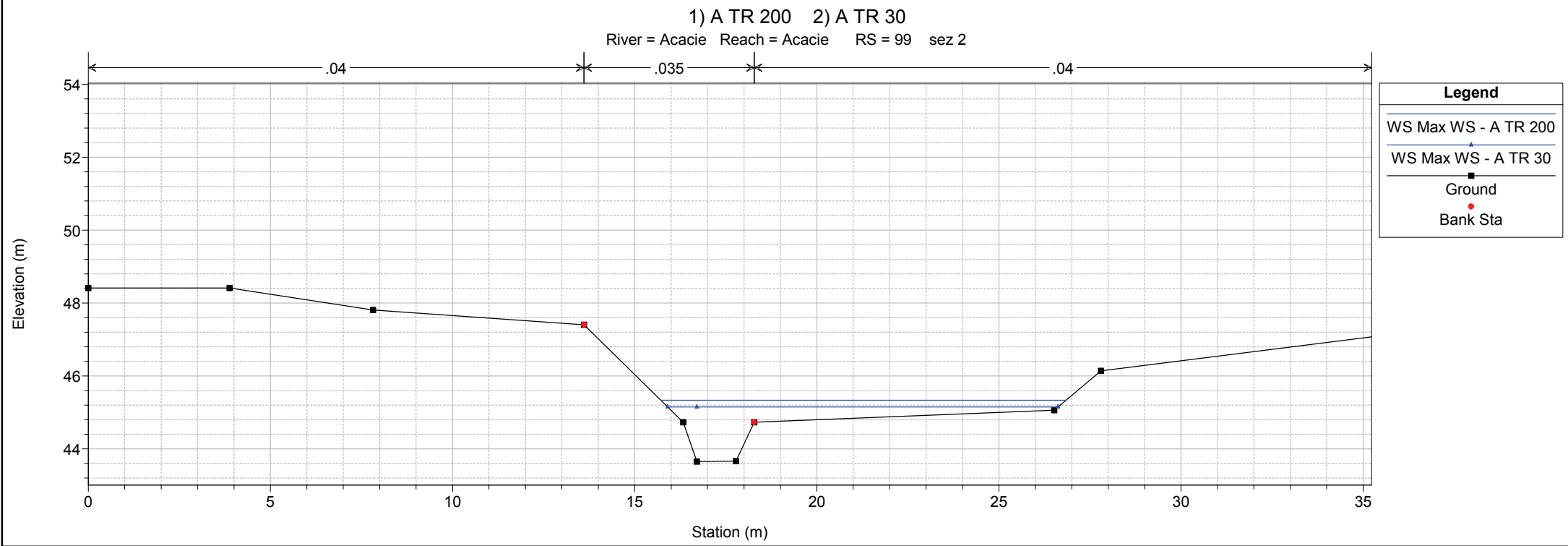
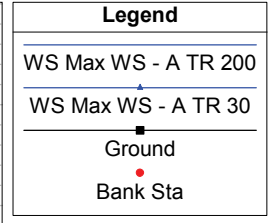
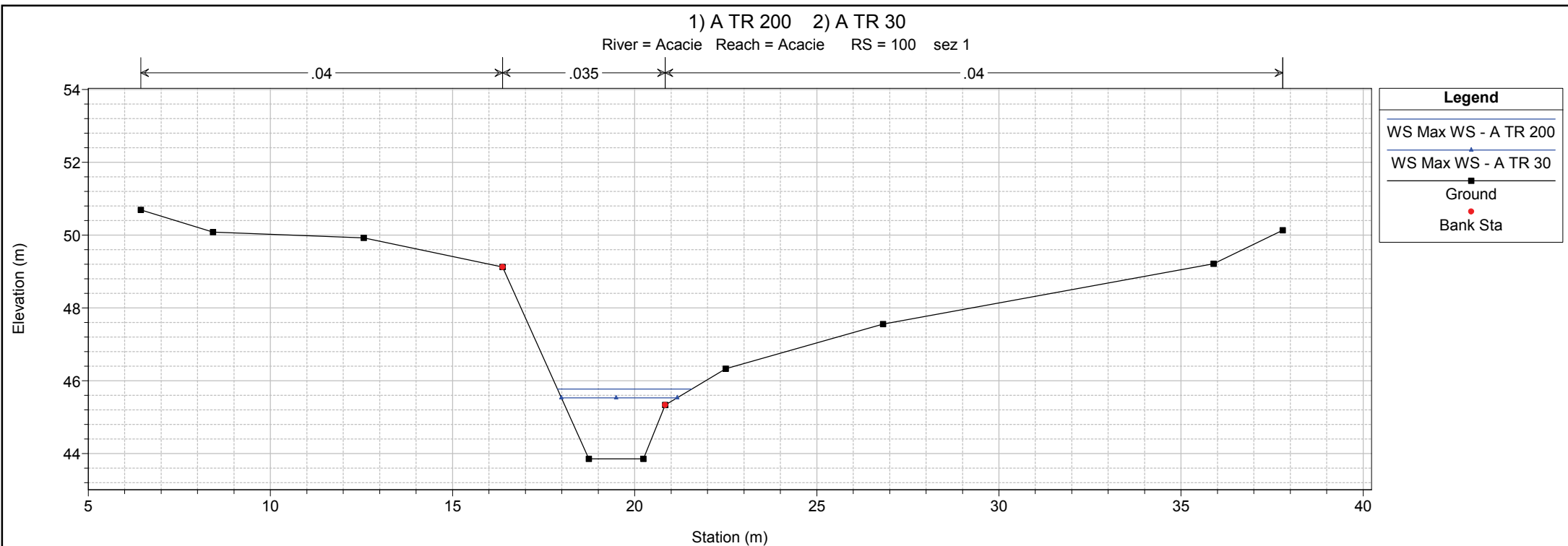


1) A TR 200 2) A TR 30

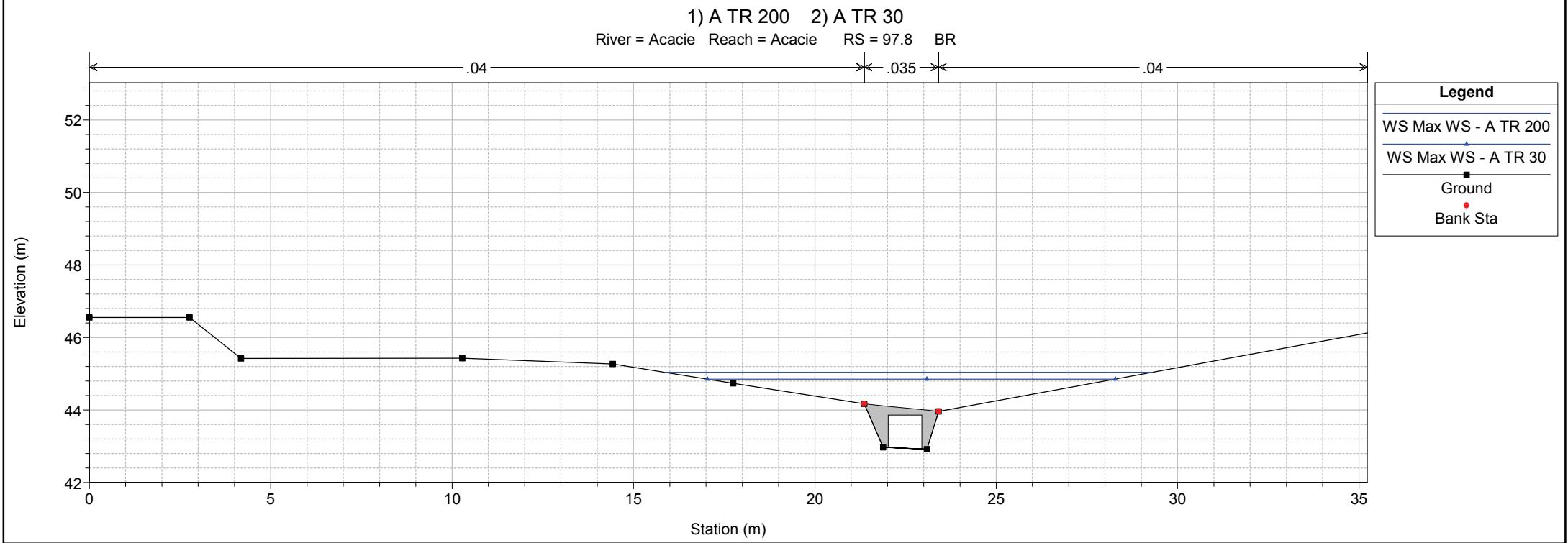
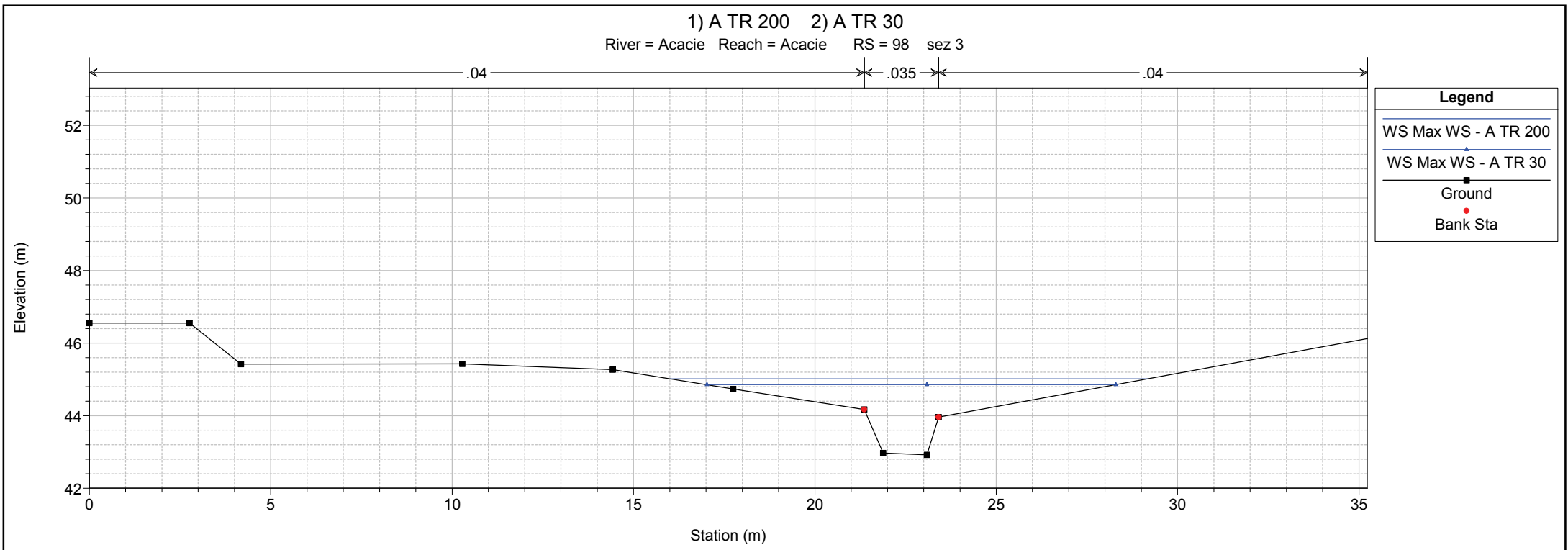
Acacie Acacie

N.B. in grigio sono indicati gli sfioratori laterali in sinistra idrografica

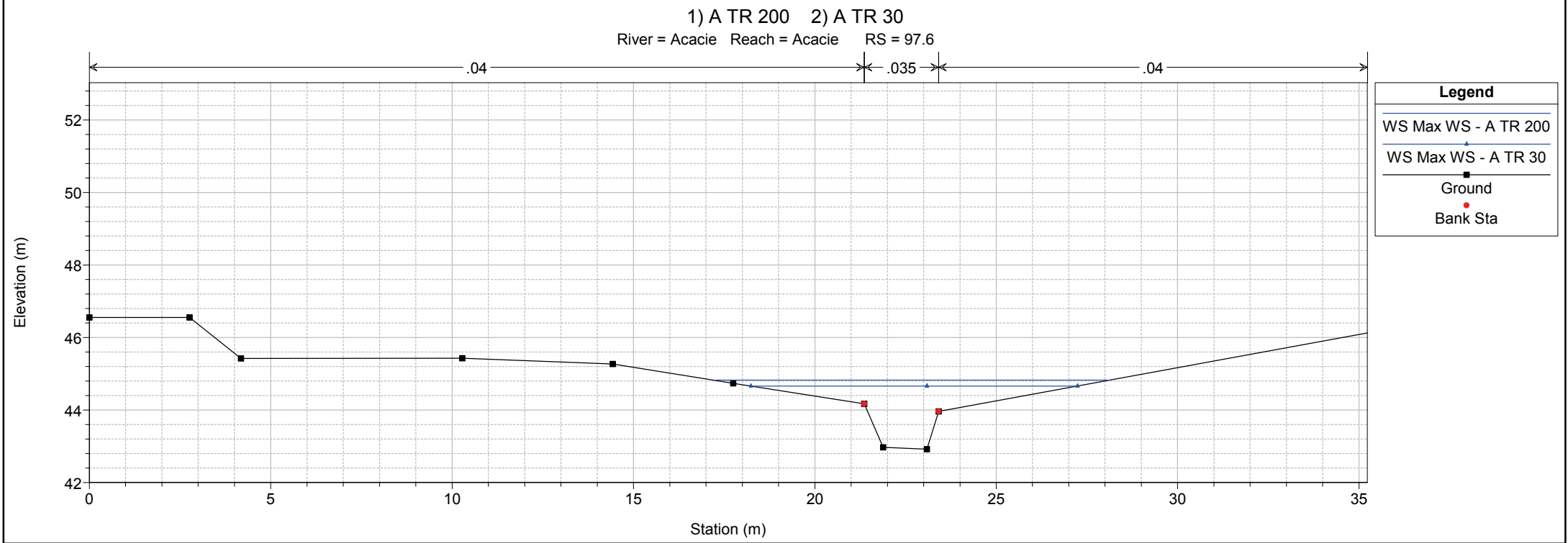
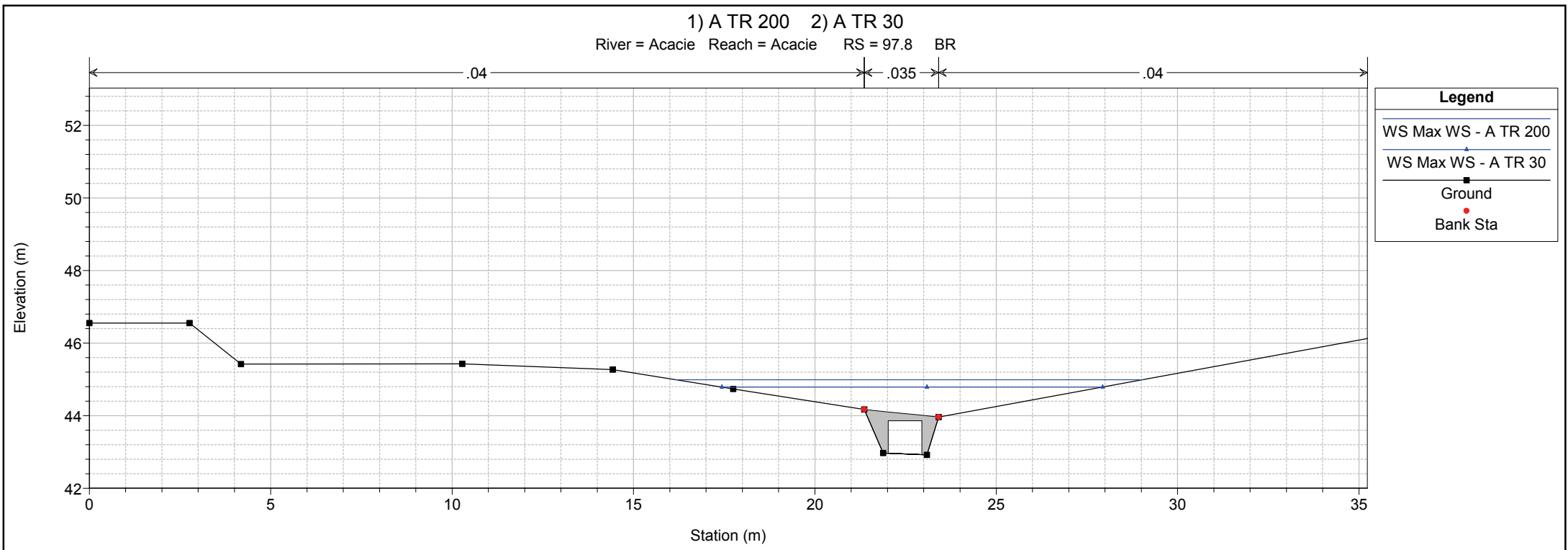
| Legend | |
|----------------------|--|
| WS Max WS - A TR 200 | |
| WS Max WS - A TR 30 | |
| Ground | |



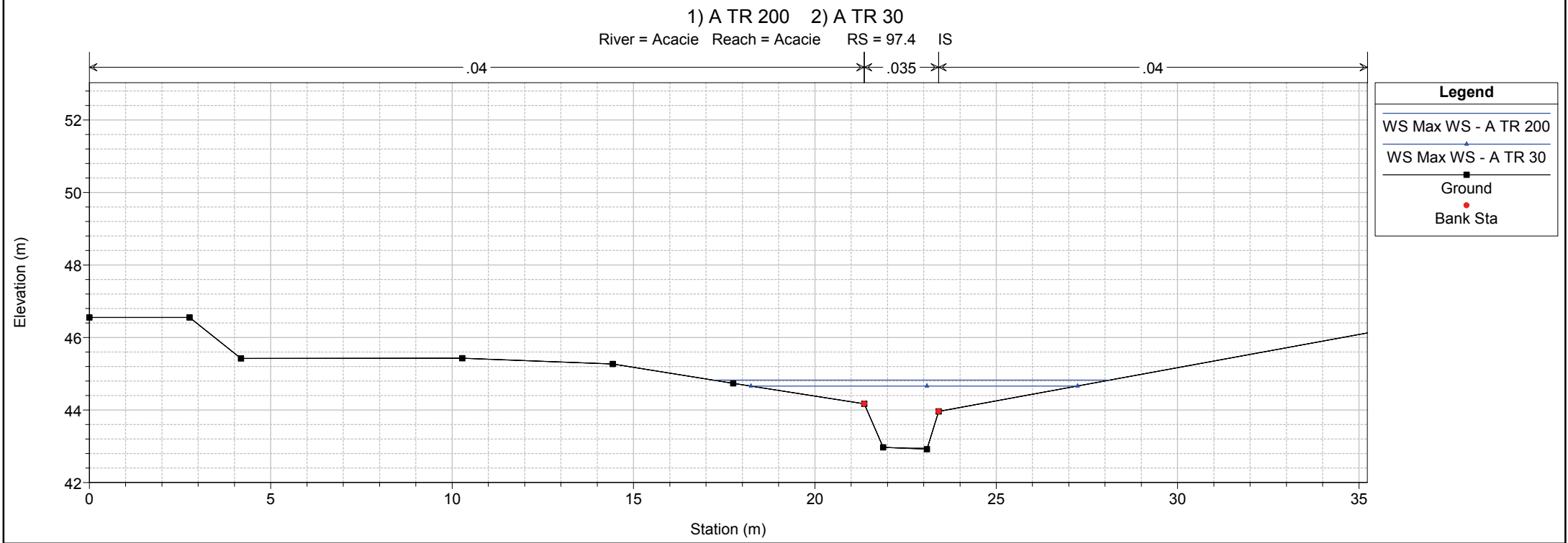
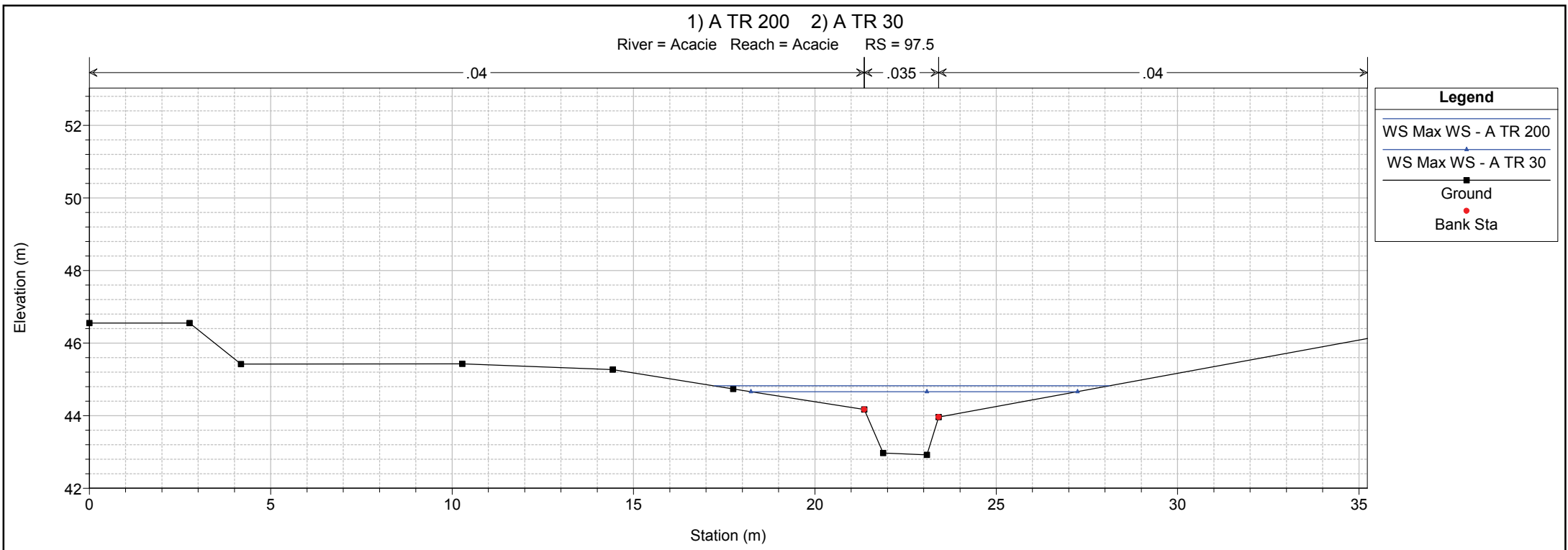
1 cm Horiz. = 1.5 m 1 cm Vert. = 1.5 m



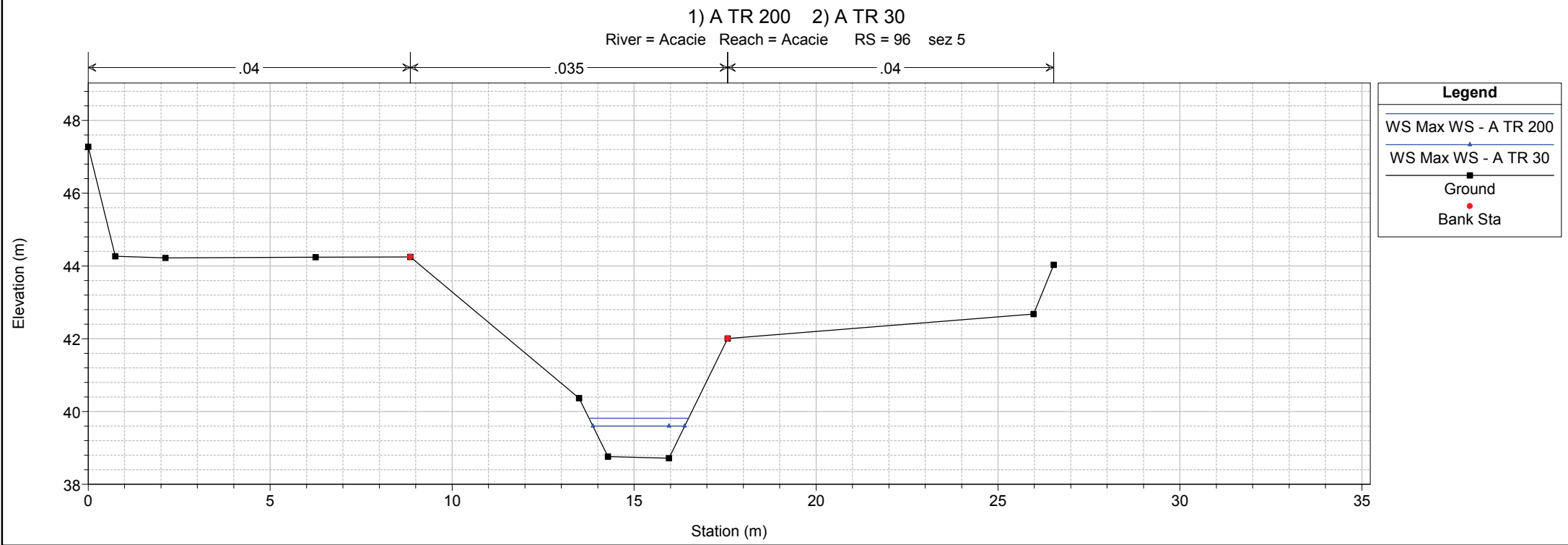
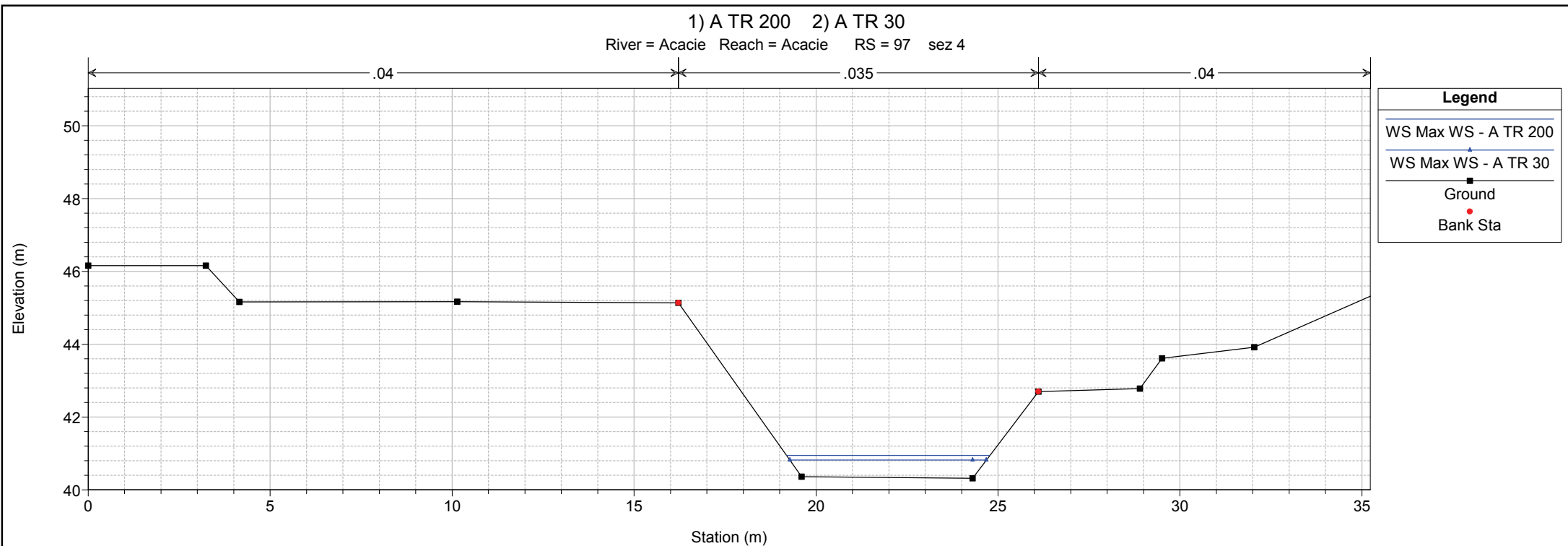
1 cm Horiz. = 1.5 m 1 cm Vert. = 1.5 m



1 cm Horiz. = 1.5 m 1 cm Vert. = 1.5 m

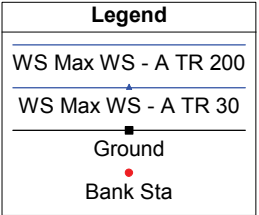
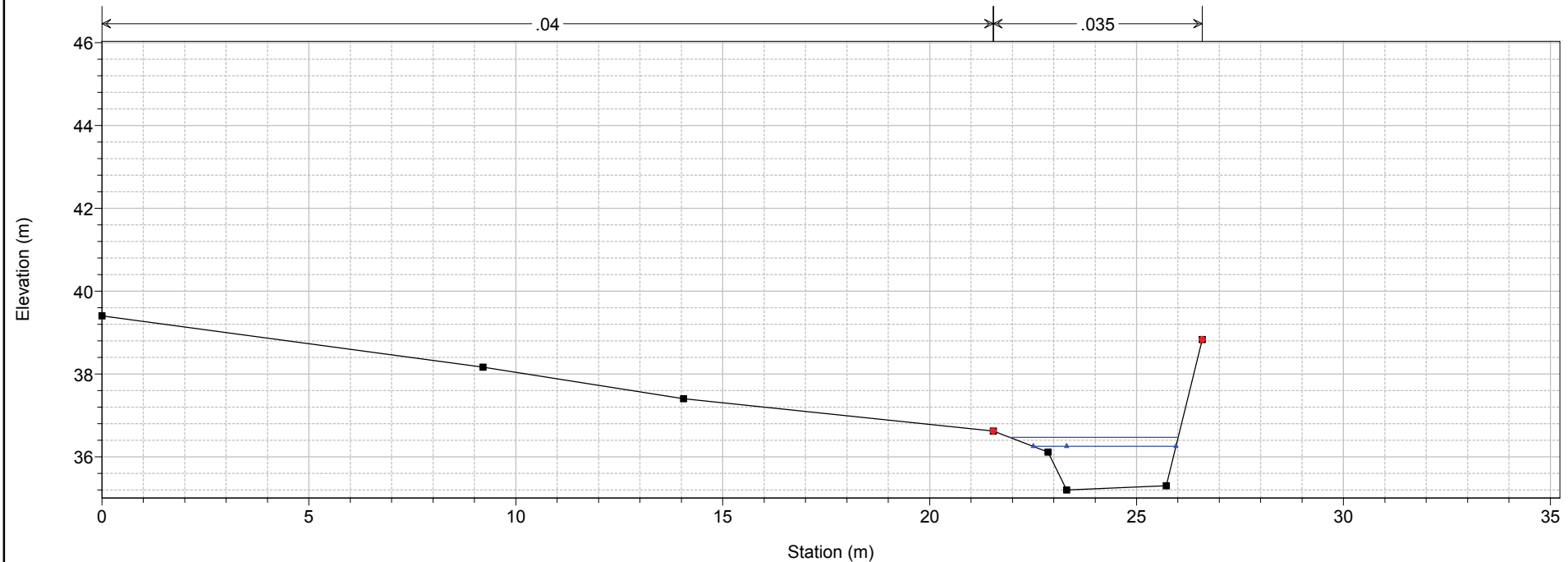


1 cm Horiz. = 1.5 m 1 cm Vert. = 1.5 m


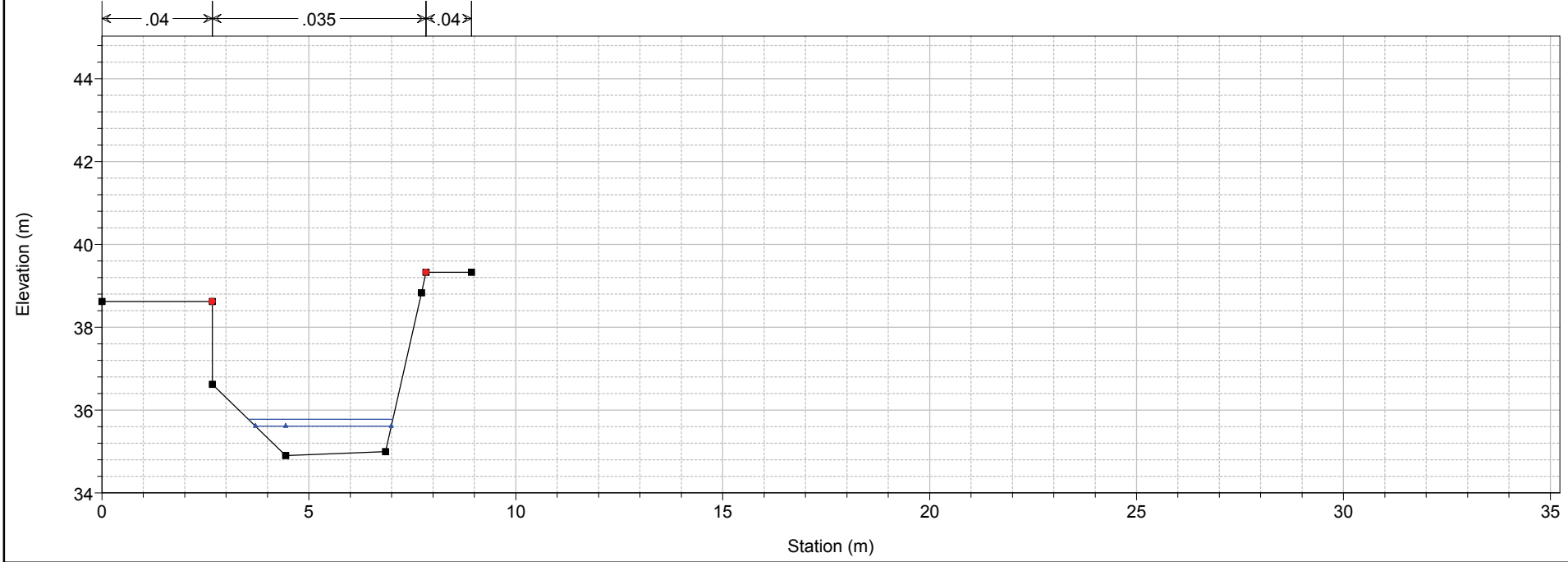


1 cm Horiz. = 1.5 m 1 cm Vert. = 1.5 m

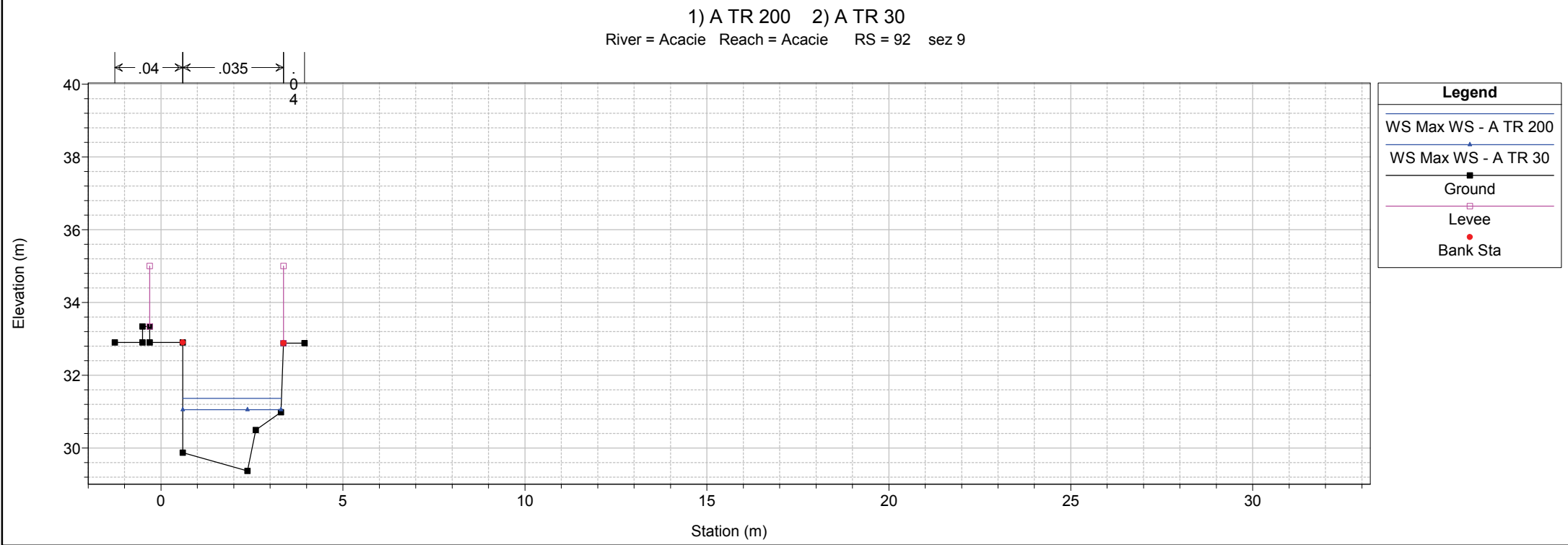
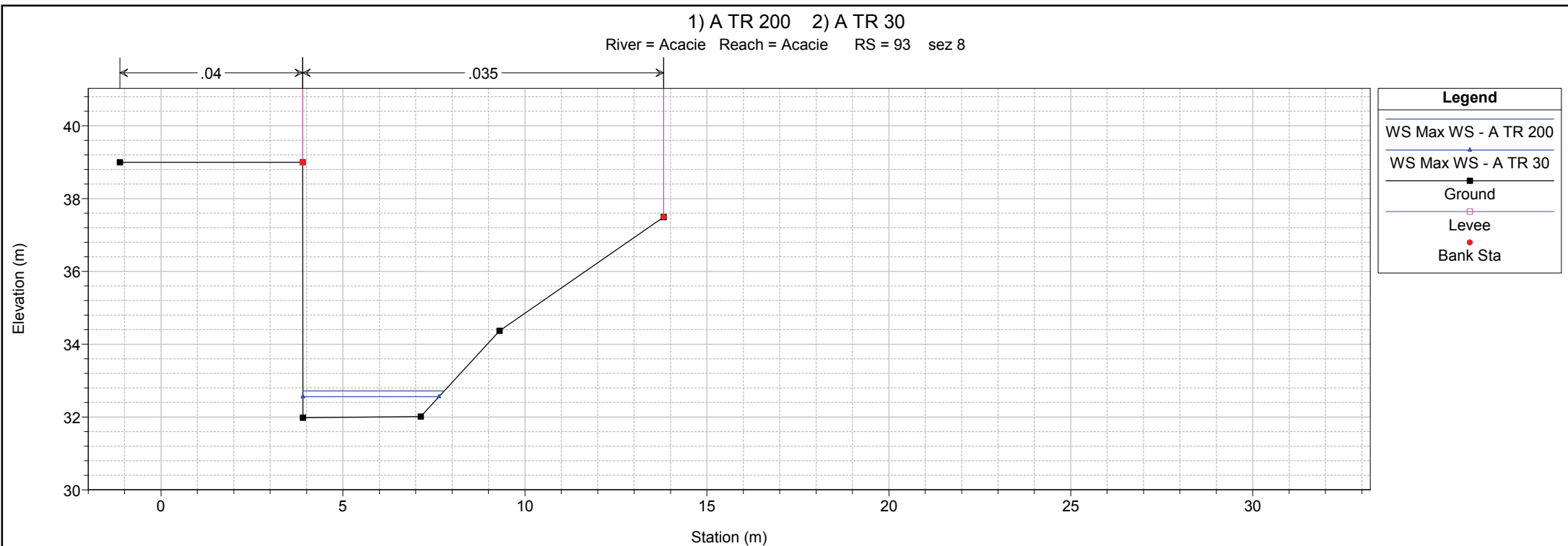
1) A TR 200 2) A TR 30
 River = Acacie Reach = Acacie RS = 95 sez 6



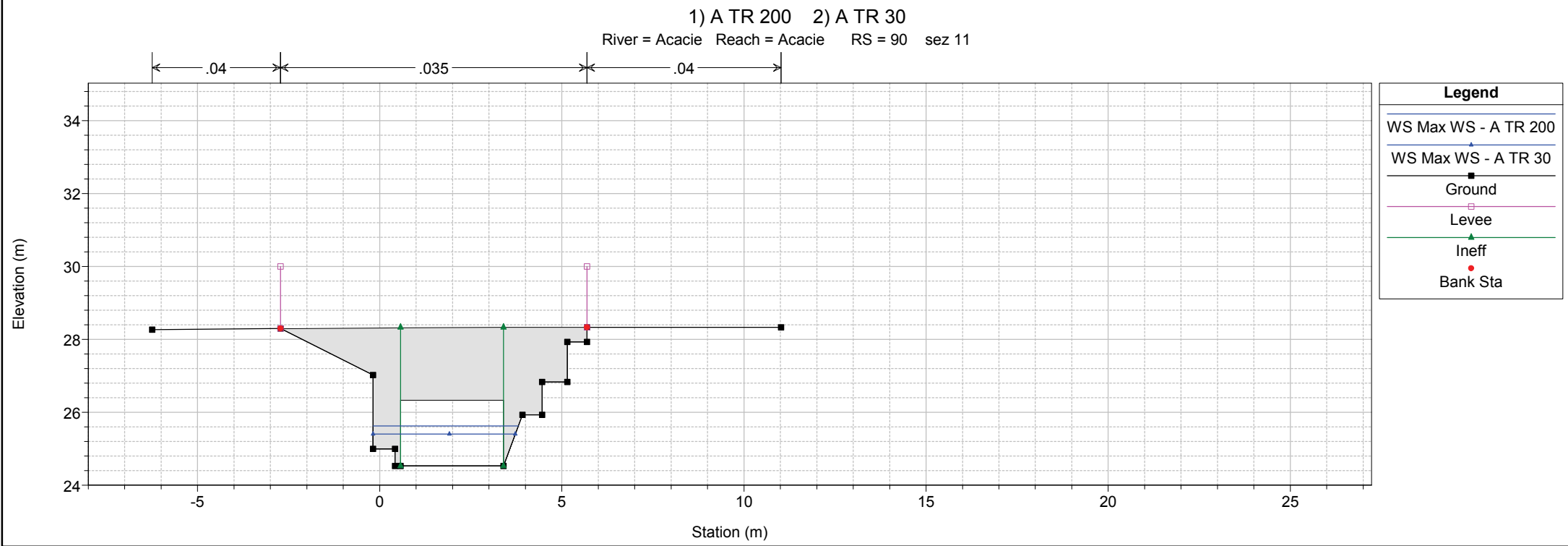
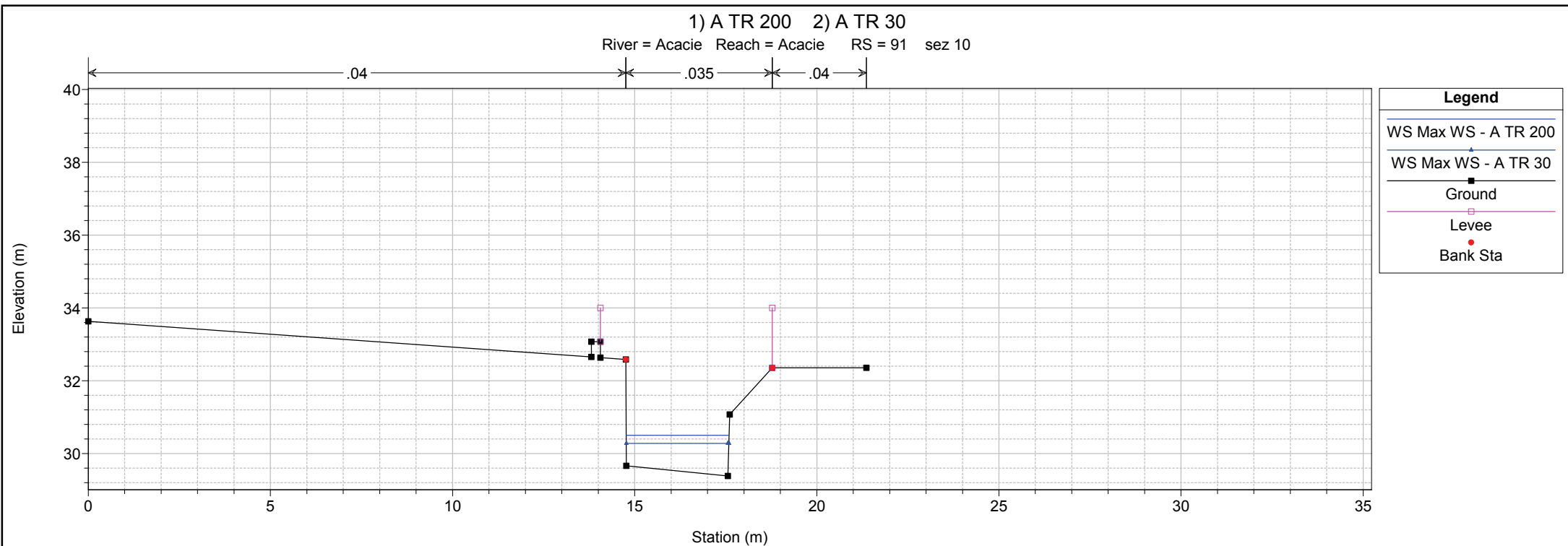
1) A TR 200 2) A TR 30
 River = Acacie Reach = Acacie RS = 94 sez 7



1 cm Horiz. = 1.5 m 1 cm Vert. = 1.5 m

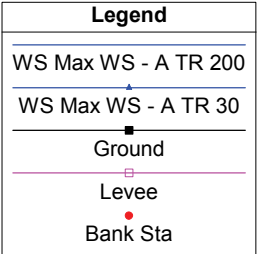
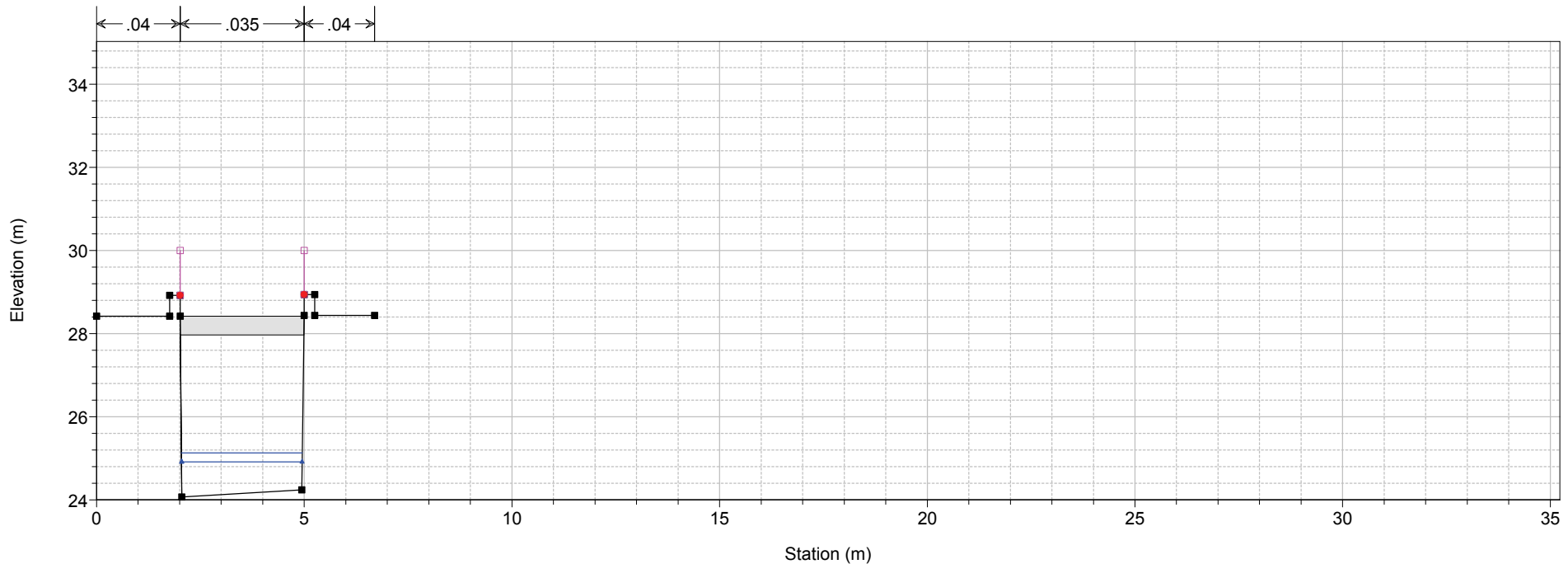


1 cm Horiz. = 1.5 m 1 cm Vert. = 1.5 m

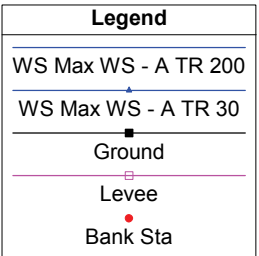
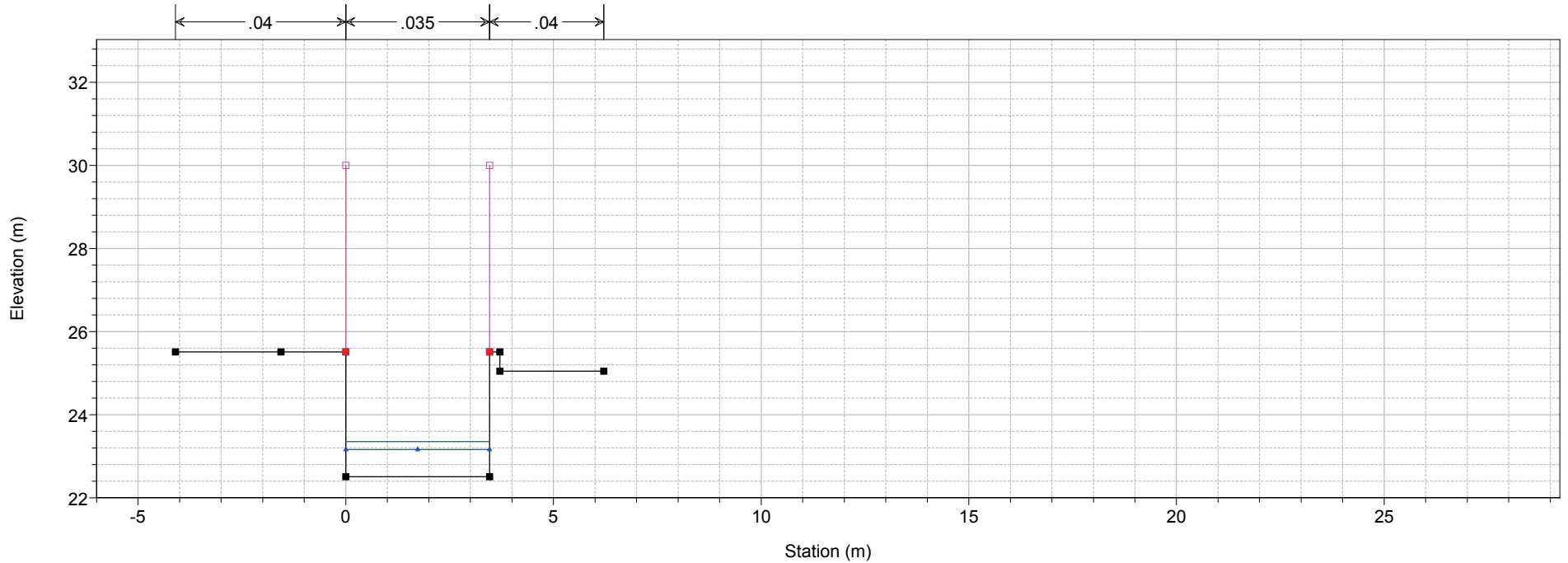


1 cm Horiz. = 1.5 m 1 cm Vert. = 1.5 m

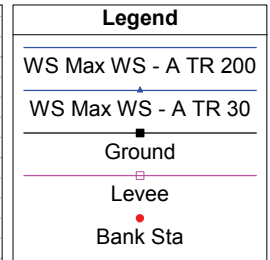
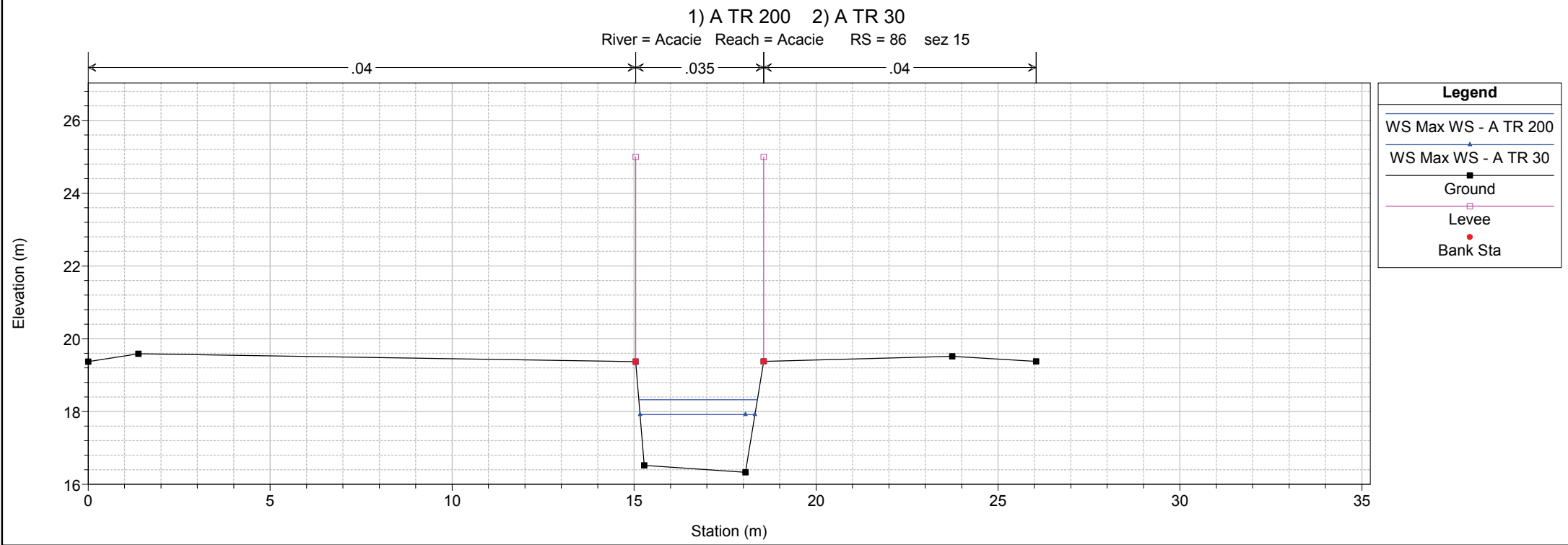
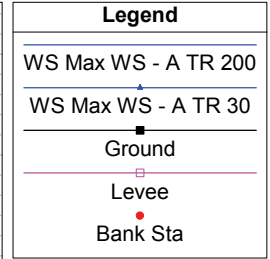
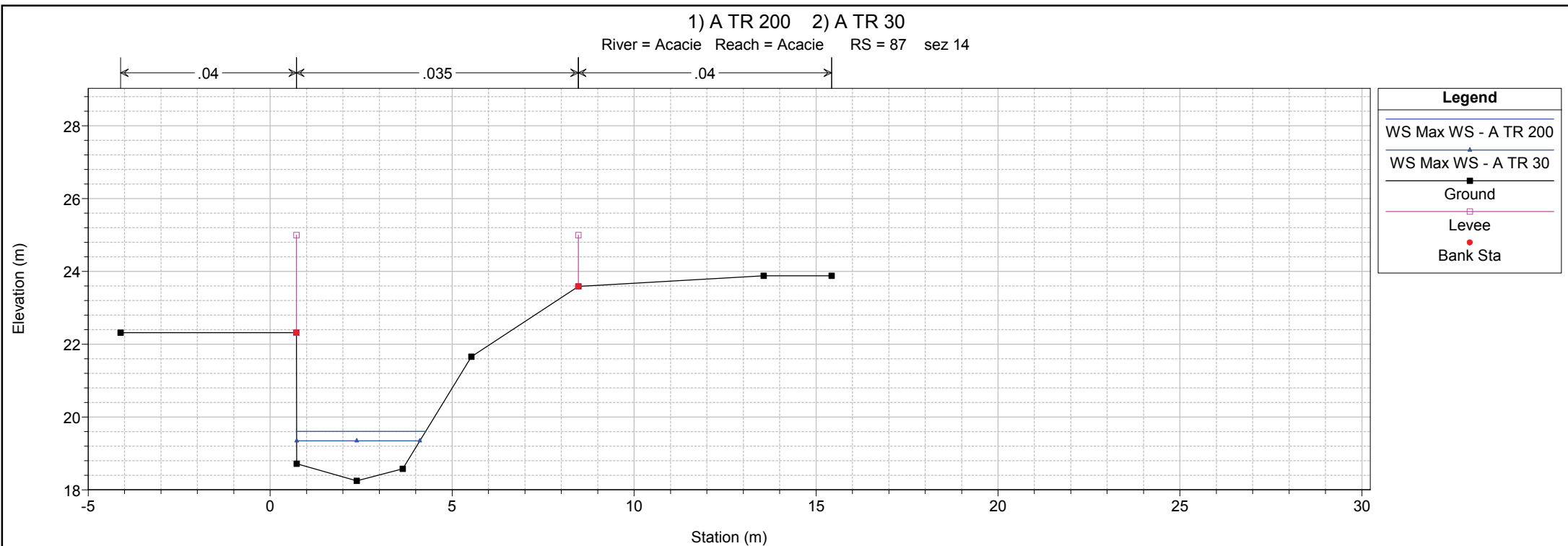
1) A TR 200 2) A TR 30
 River = Acacie Reach = Acacie RS = 89.8 sez 12



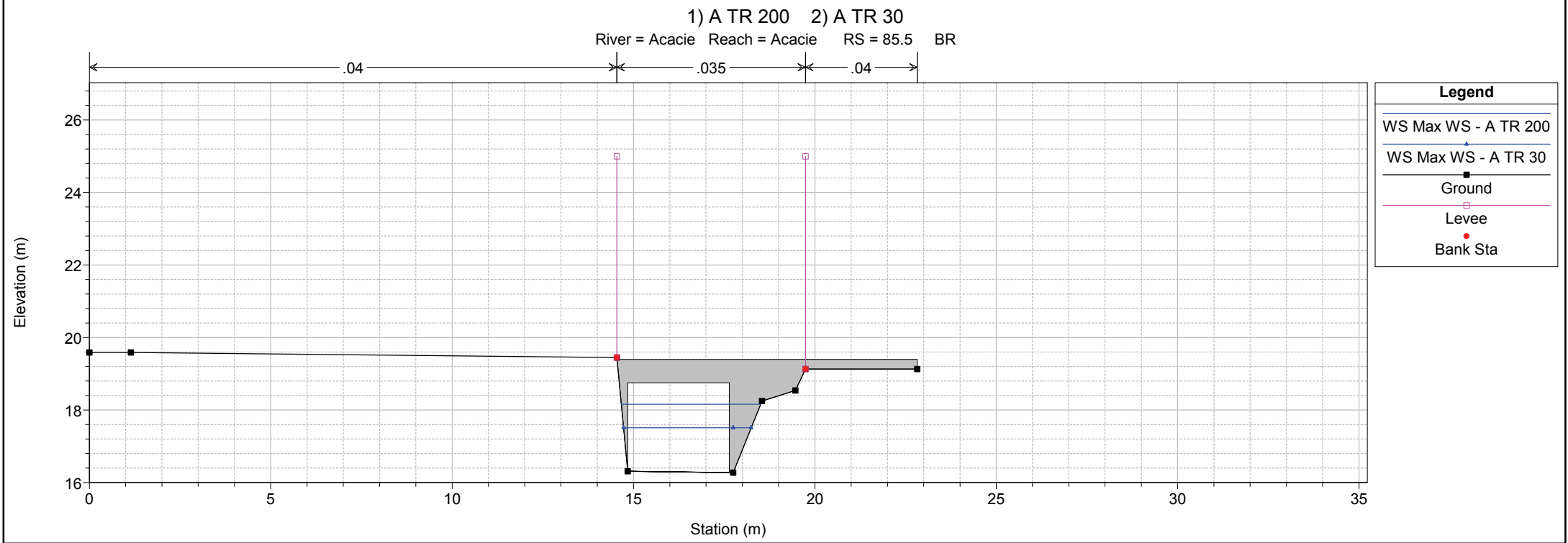
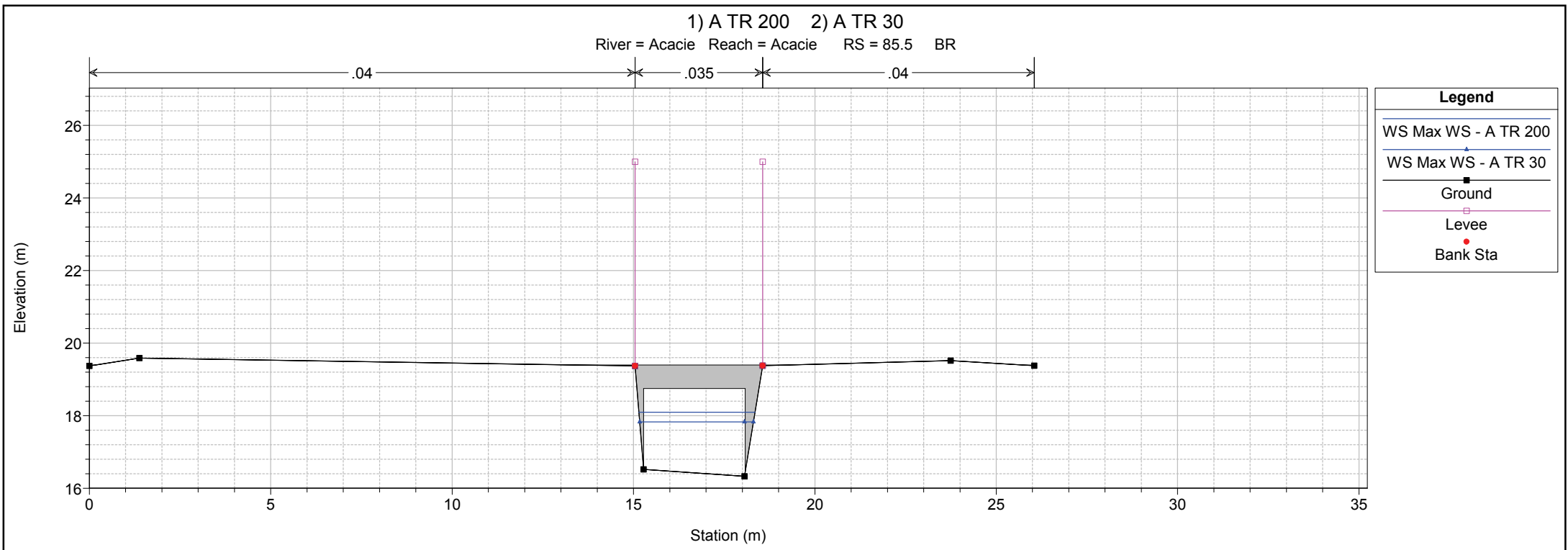
1) A TR 200 2) A TR 30
 River = Acacie Reach = Acacie RS = 88 sez 13



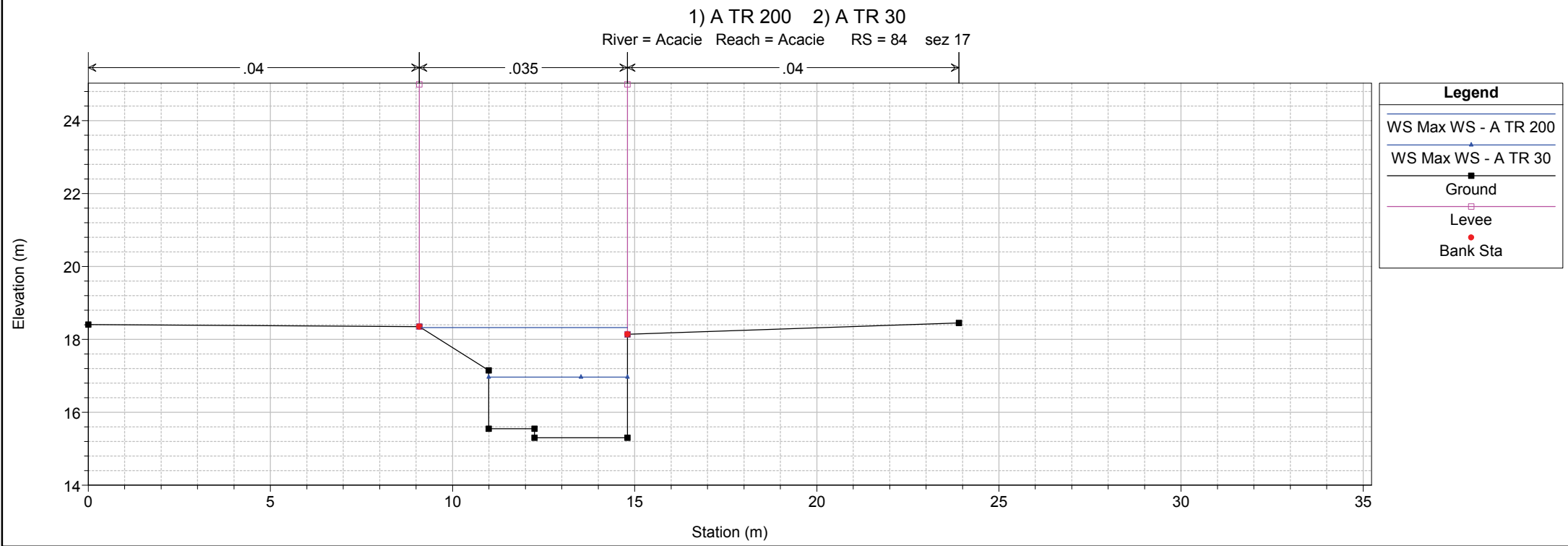
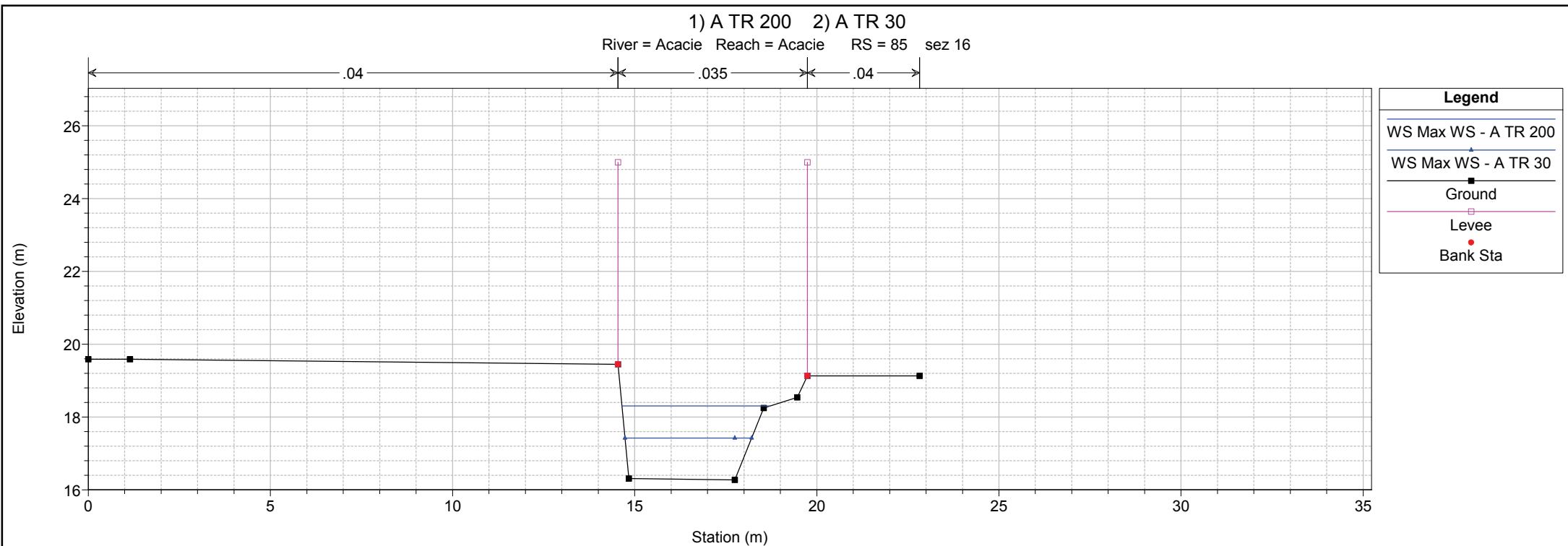
1 cm Horiz. = 1.5 m 1 cm Vert. = 1.5 m



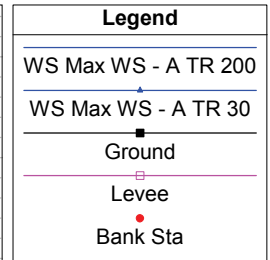
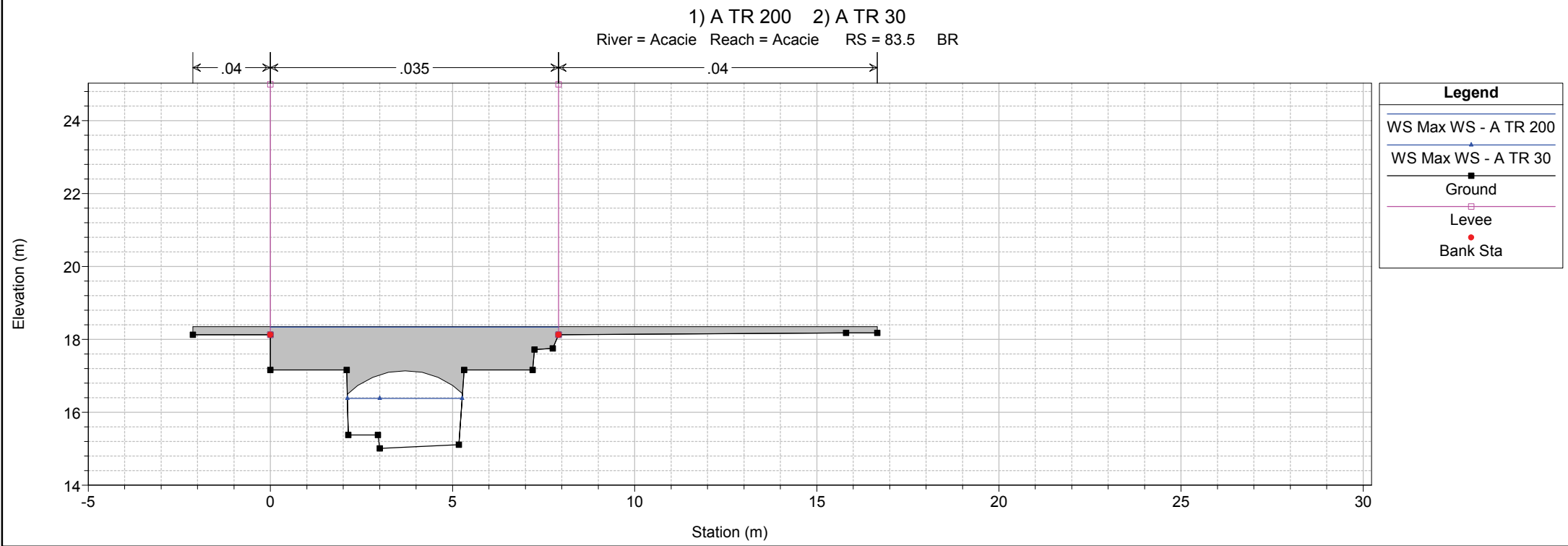
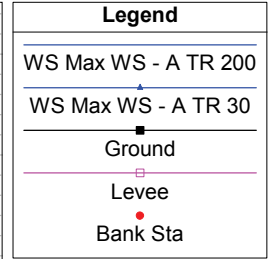
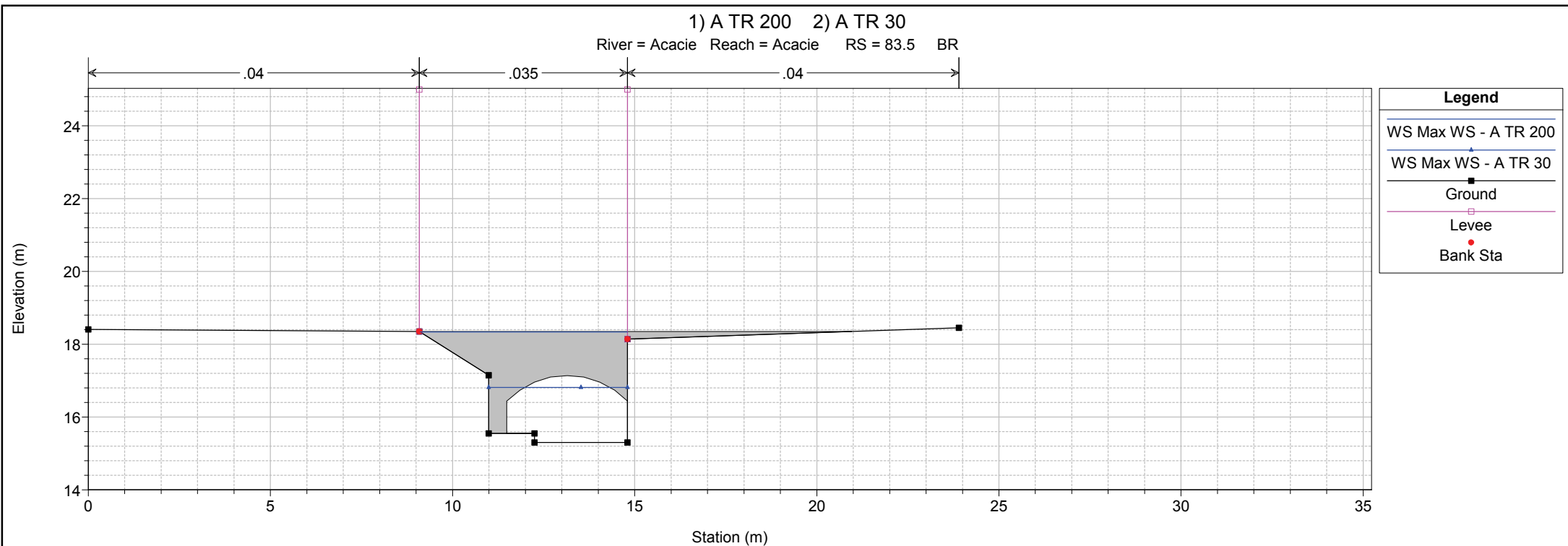
1 cm Horiz. = 1.5 m 1 cm Vert. = 1.5 m



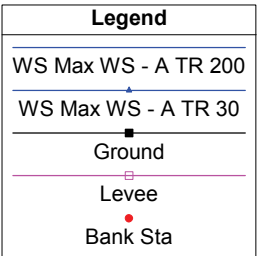
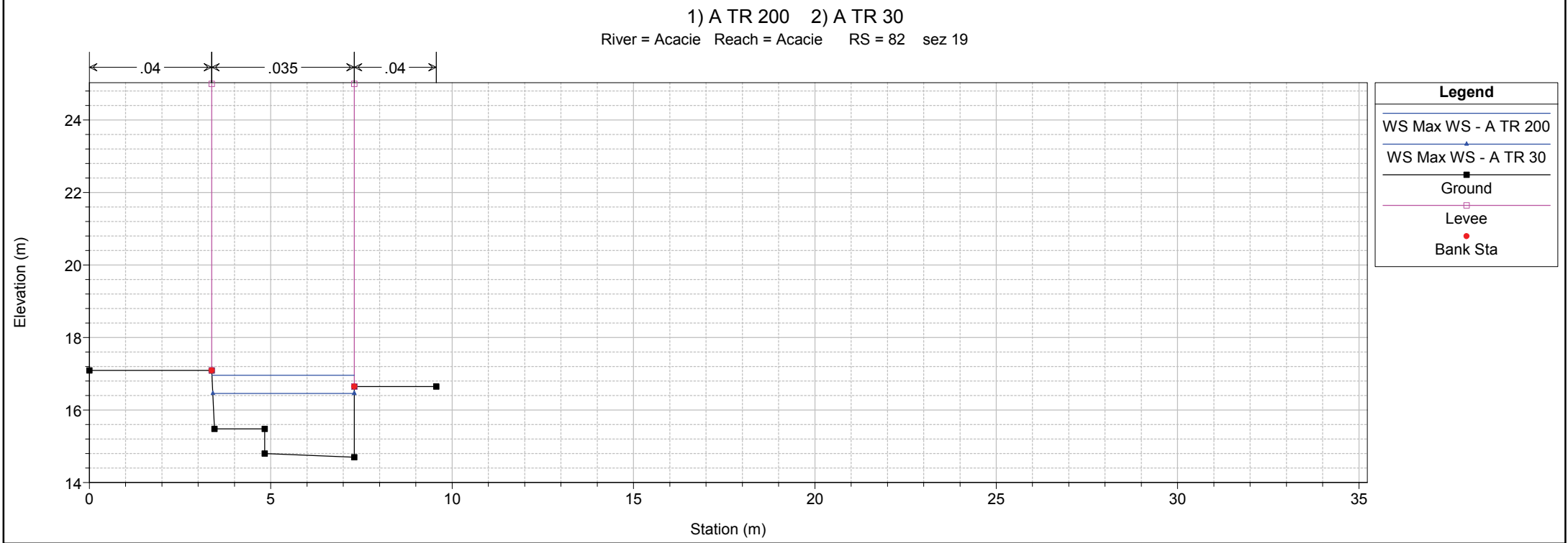
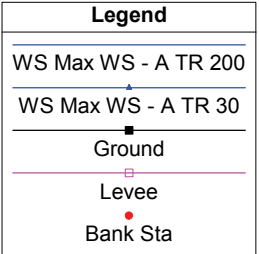
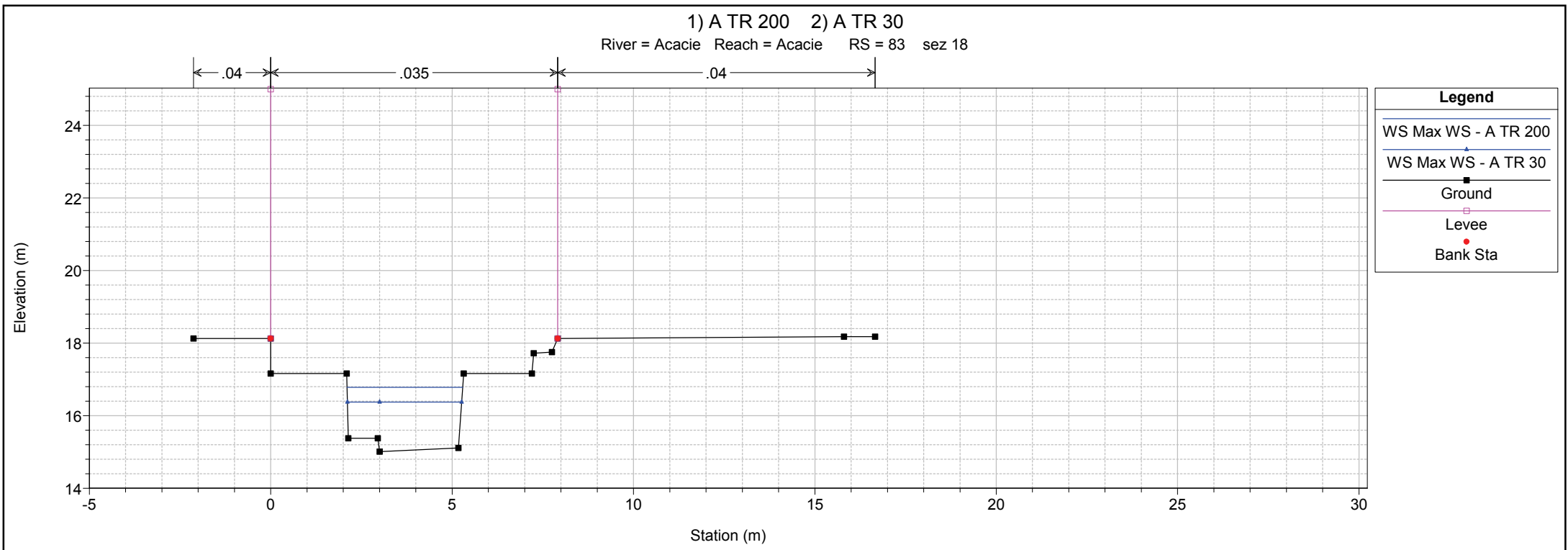
1 cm Horiz. = 1.5 m 1 cm Vert. = 1.5 m



1 cm Horiz. = 1.5 m 1 cm Vert. = 1.5 m

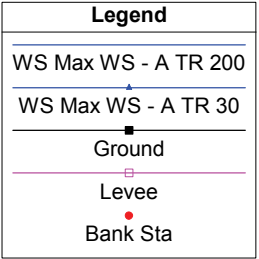
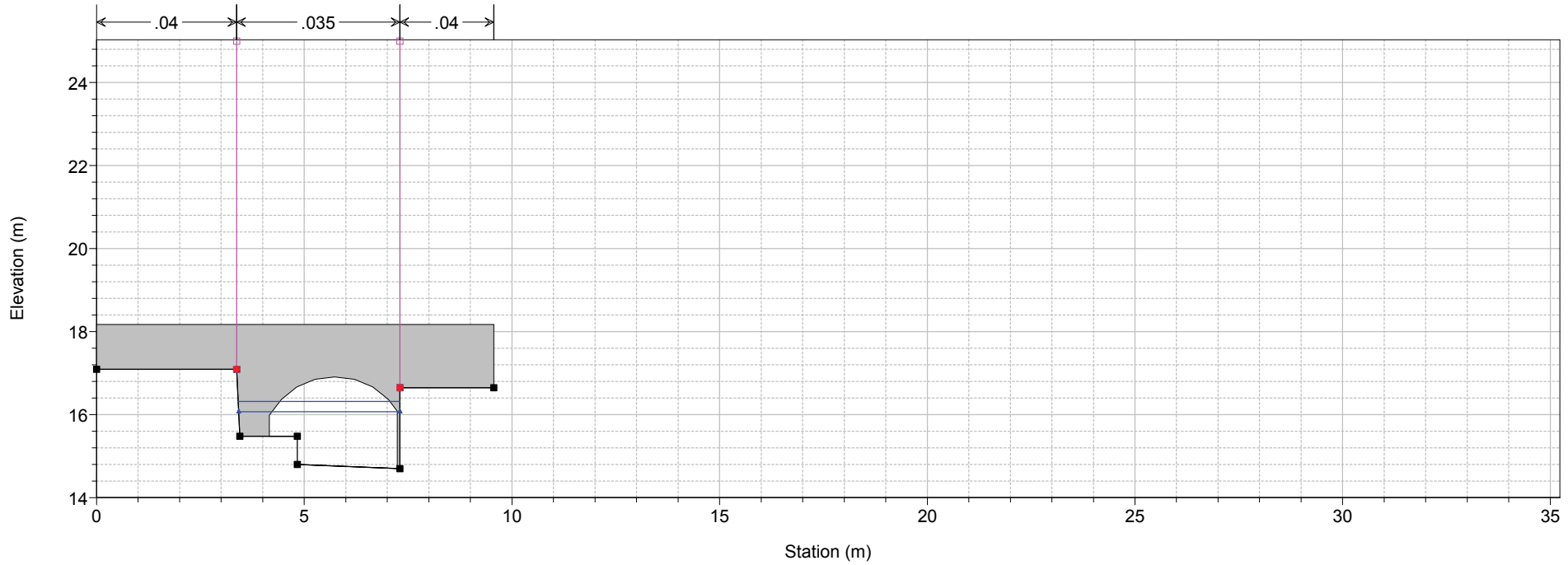


1 cm Horiz. = 1.5 m 1 cm Vert. = 1.5 m

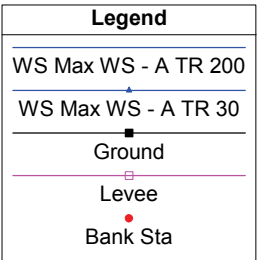
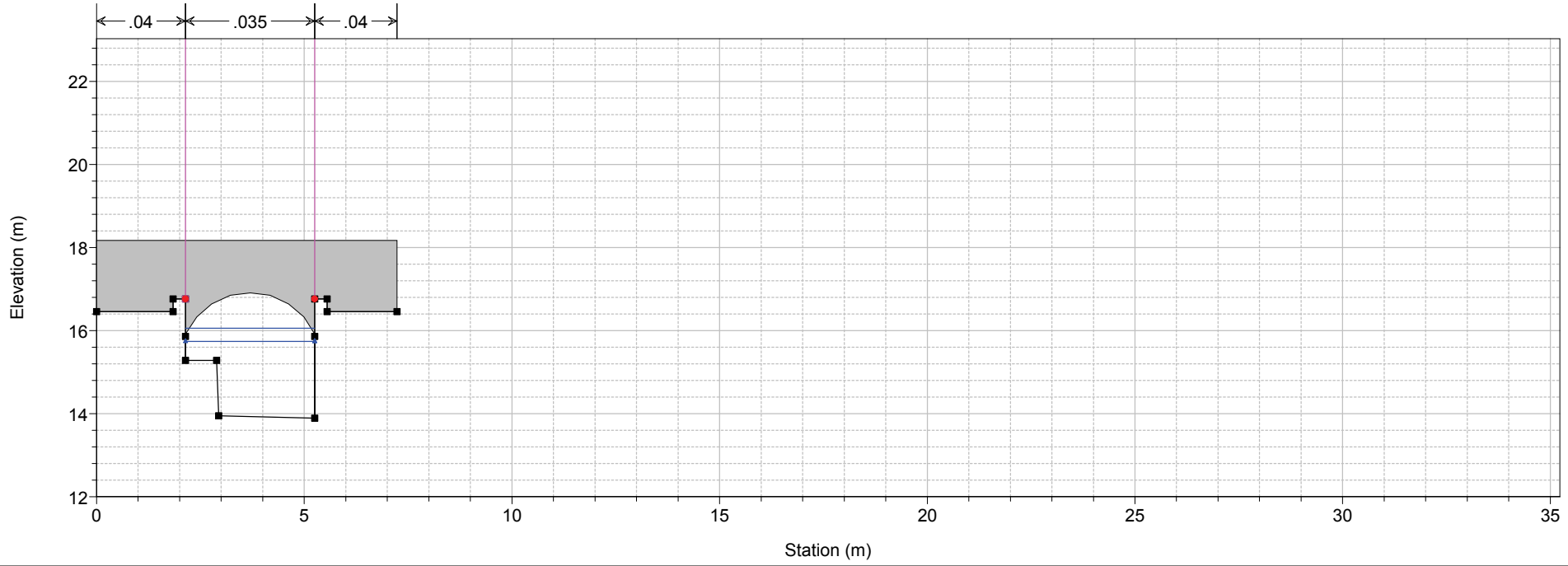


1 cm Horiz. = 1.5 m 1 cm Vert. = 1.5 m

1) A TR 200 2) A TR 30
River = Acacie Reach = Acacie RS = 81.5 BR

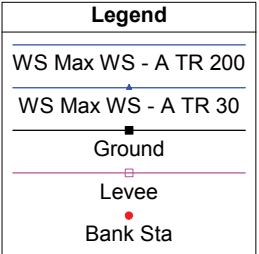
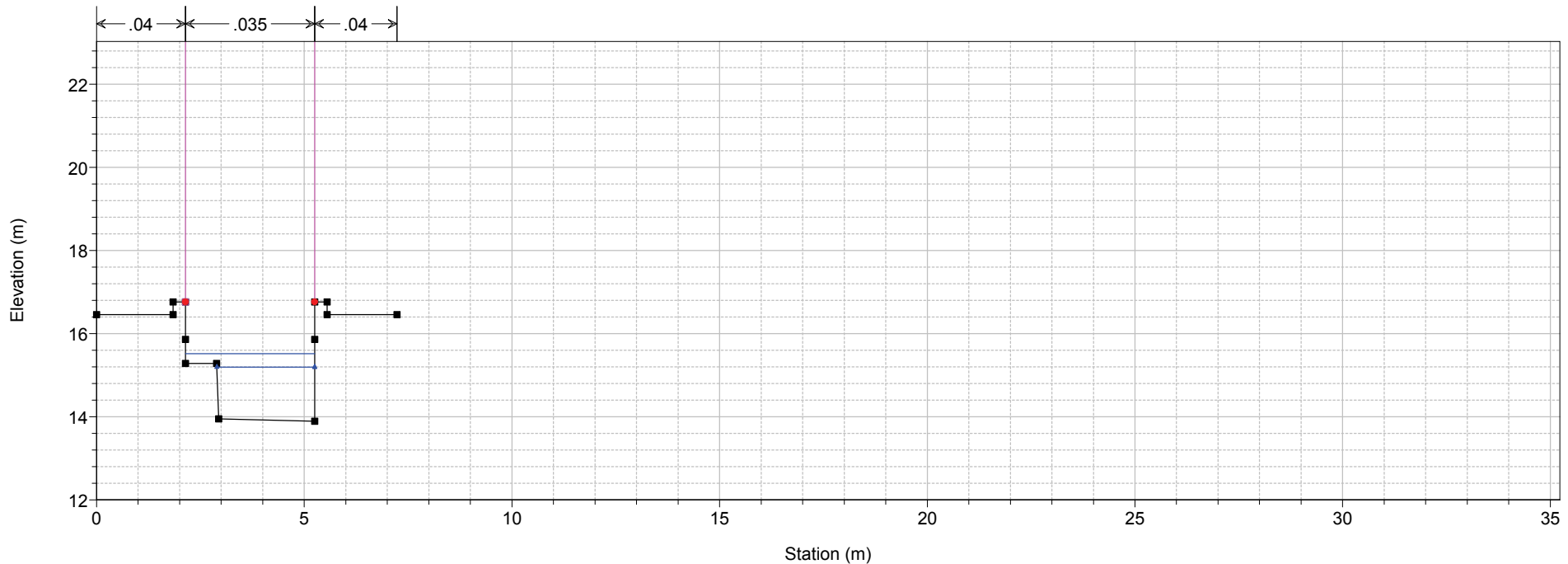


1) A TR 200 2) A TR 30
River = Acacie Reach = Acacie RS = 81.5 BR

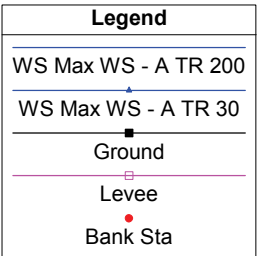
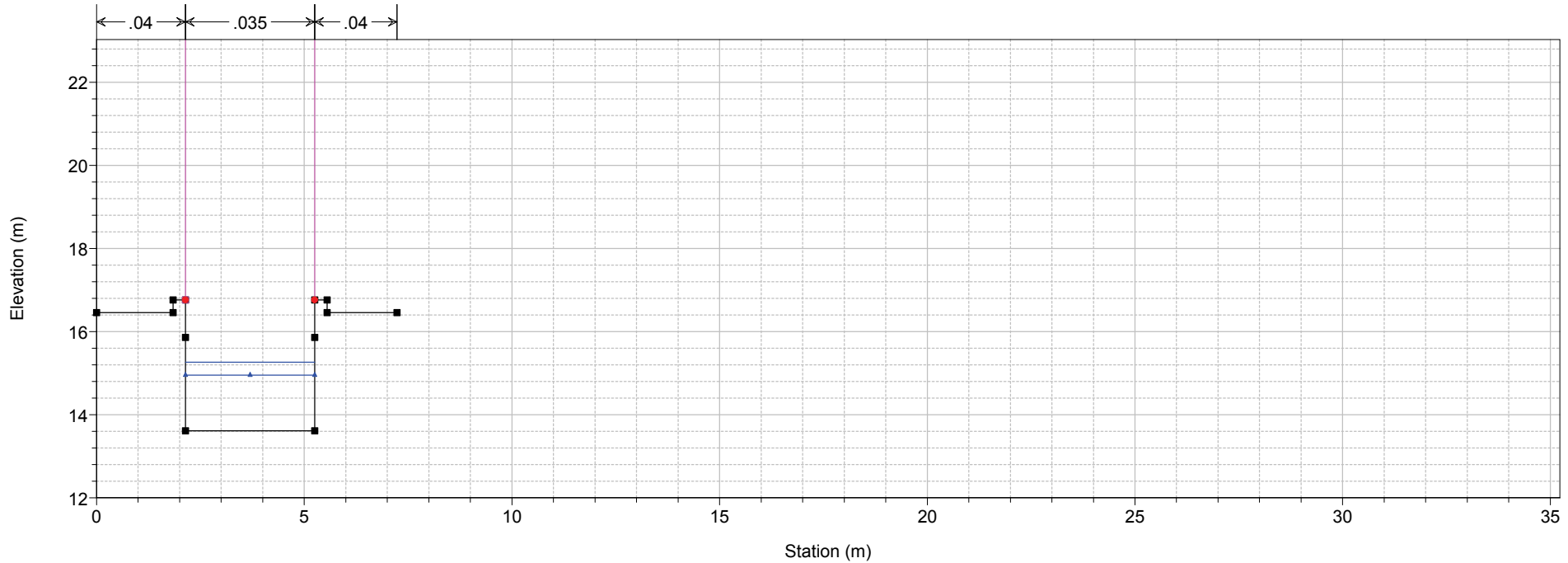


1 cm Horiz. = 1.5 m 1 cm Vert. = 1.5 m

1) A TR 200 2) A TR 30
 River = Acacie Reach = Acacie RS = 81 sez 20

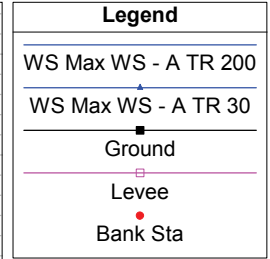
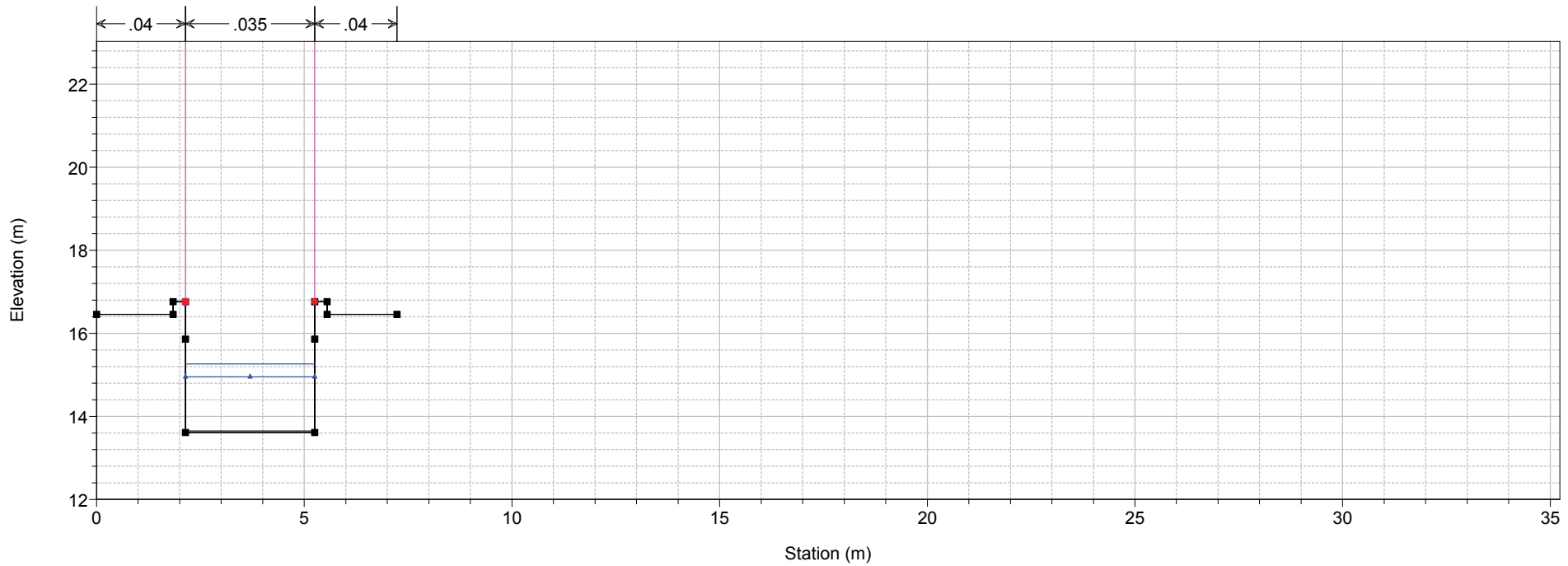


1) A TR 200 2) A TR 30
 River = Acacie Reach = Acacie RS = 80.6

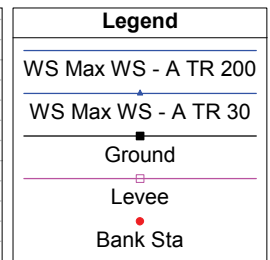
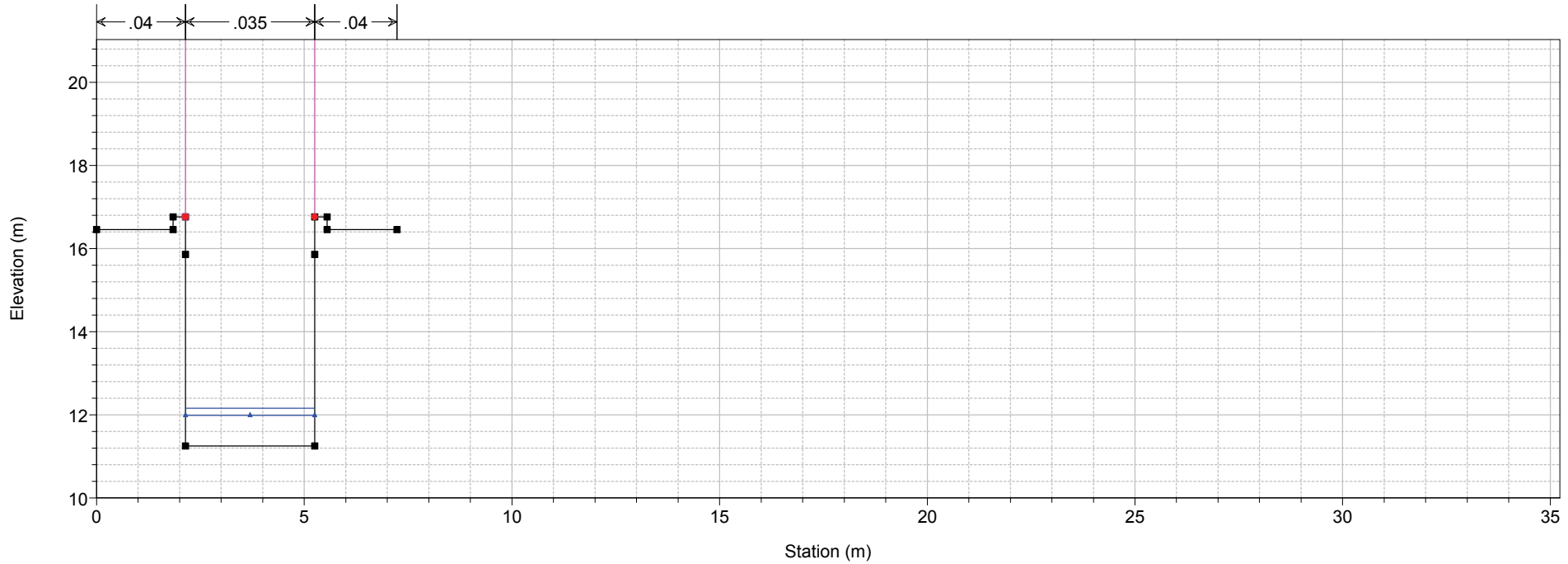


1 cm Horiz. = 1.5 m 1 cm Vert. = 1.5 m

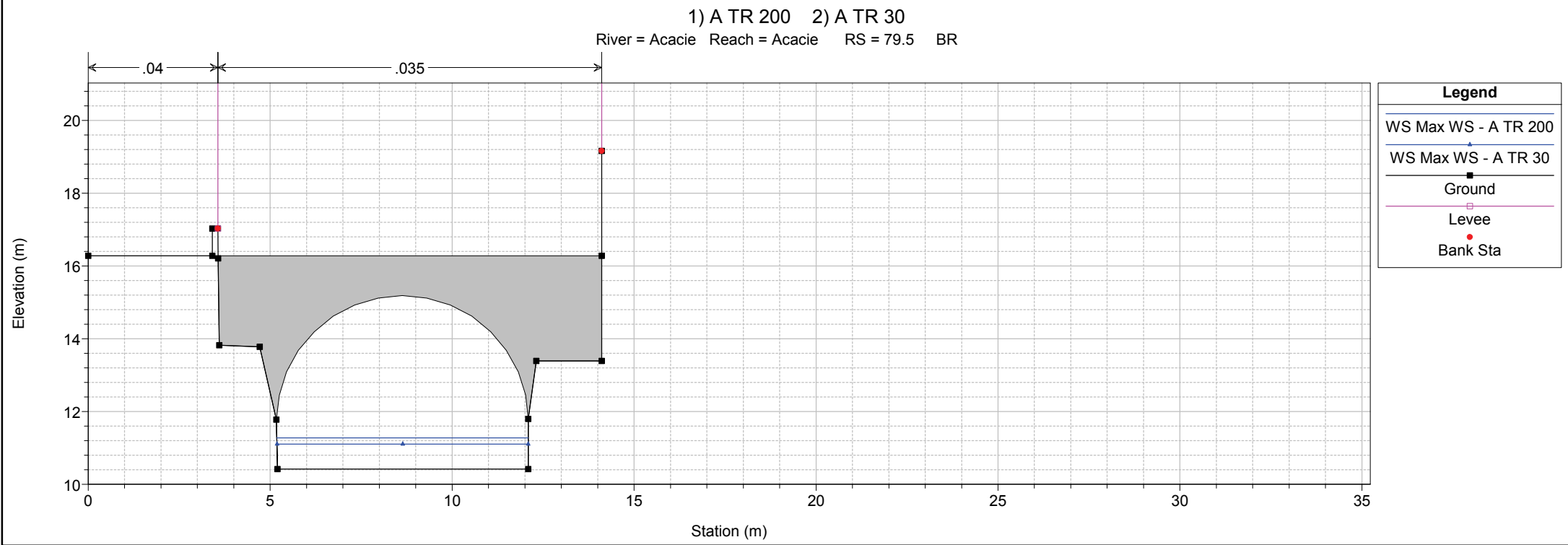
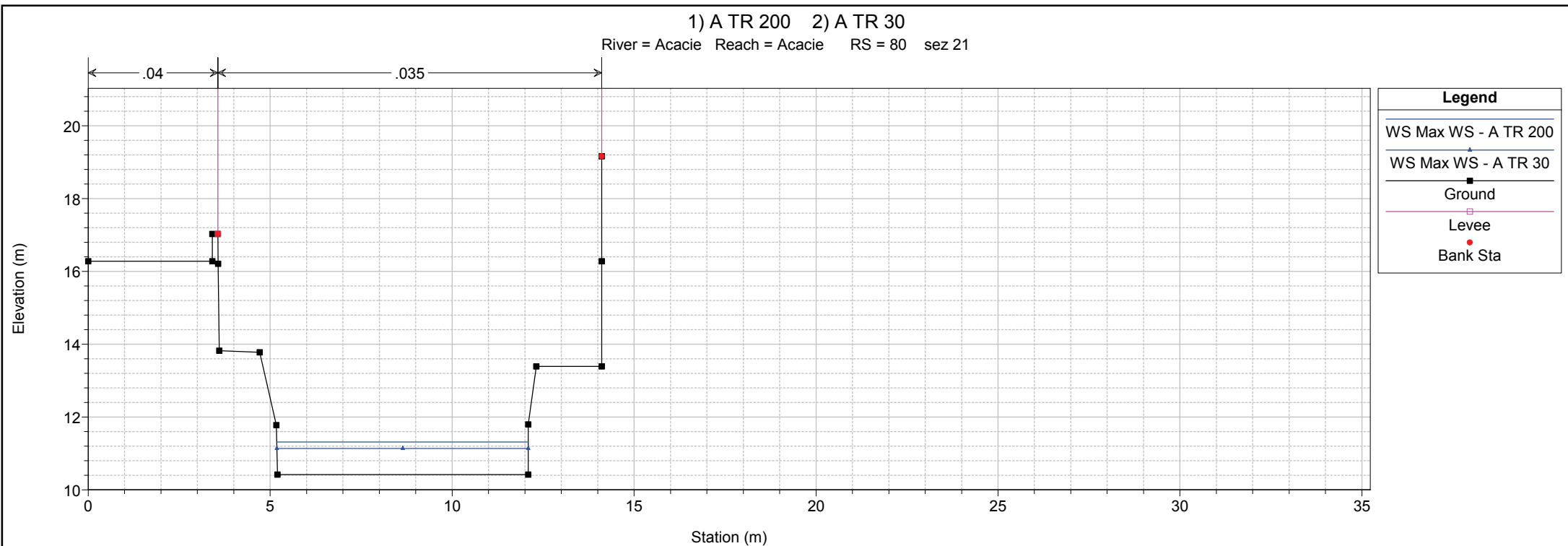
1) A TR 200 2) A TR 30
 River = Acacie Reach = Acacie RS = 80.5 IS



1) A TR 200 2) A TR 30
 River = Acacie Reach = Acacie RS = 80.4



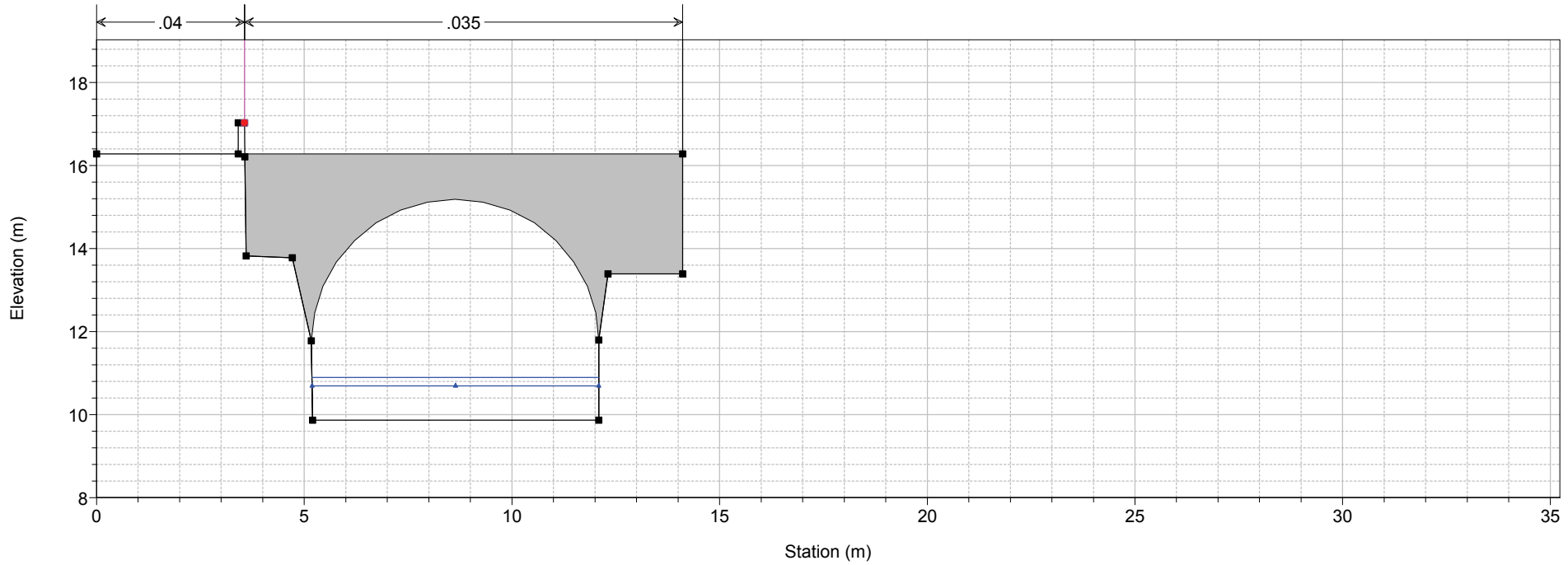
1 cm Horiz. = 1.5 m 1 cm Vert. = 1.5 m



1 cm Horiz. = 1.5 m 1 cm Vert. = 1.5 m

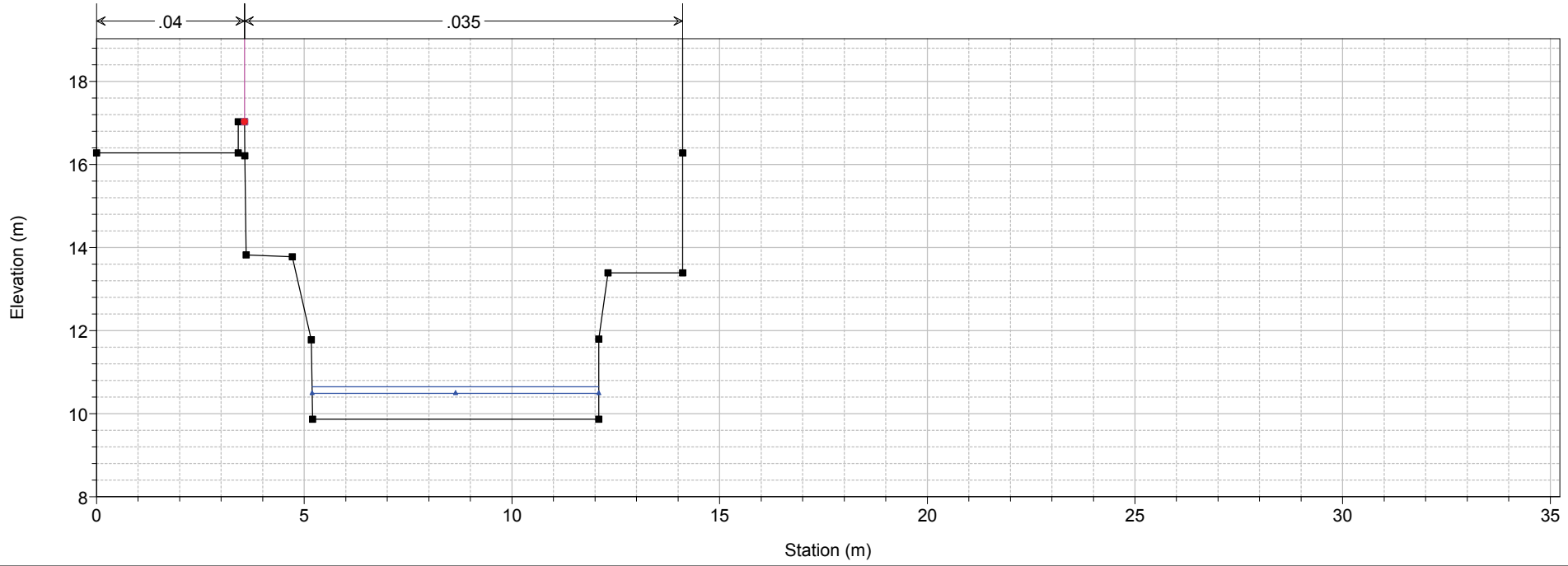
1) A TR 200 2) A TR 30

River = Acacie Reach = Acacie RS = 79.5 BR

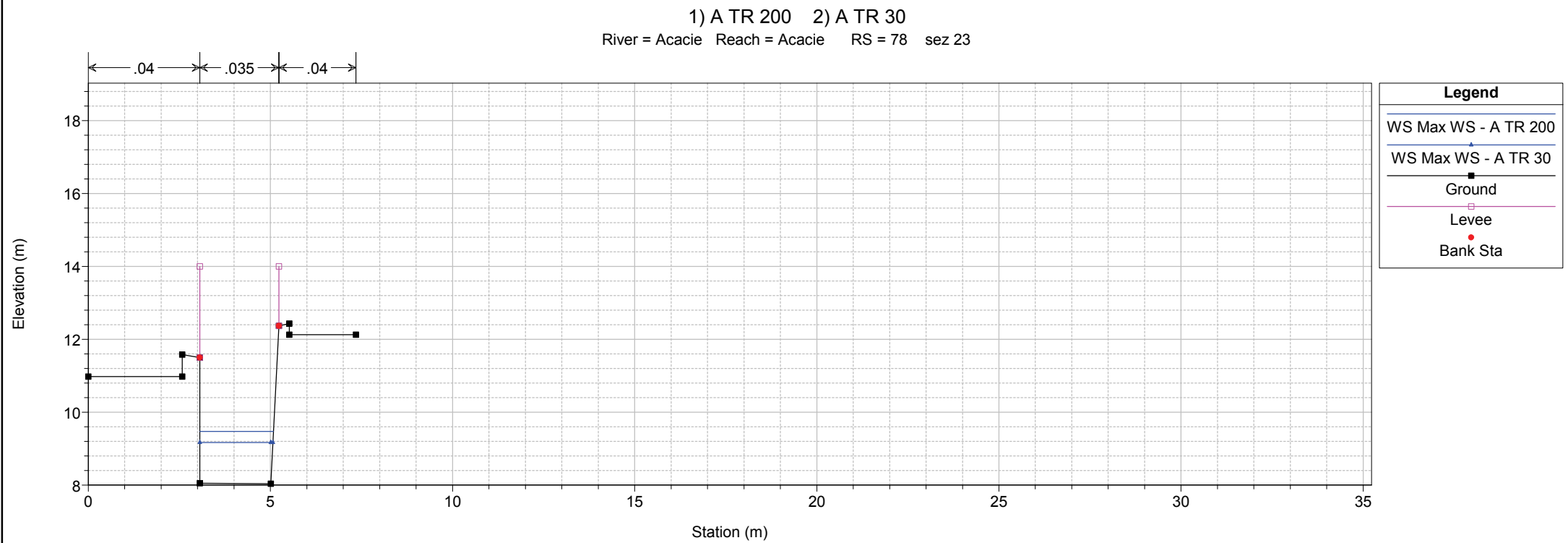
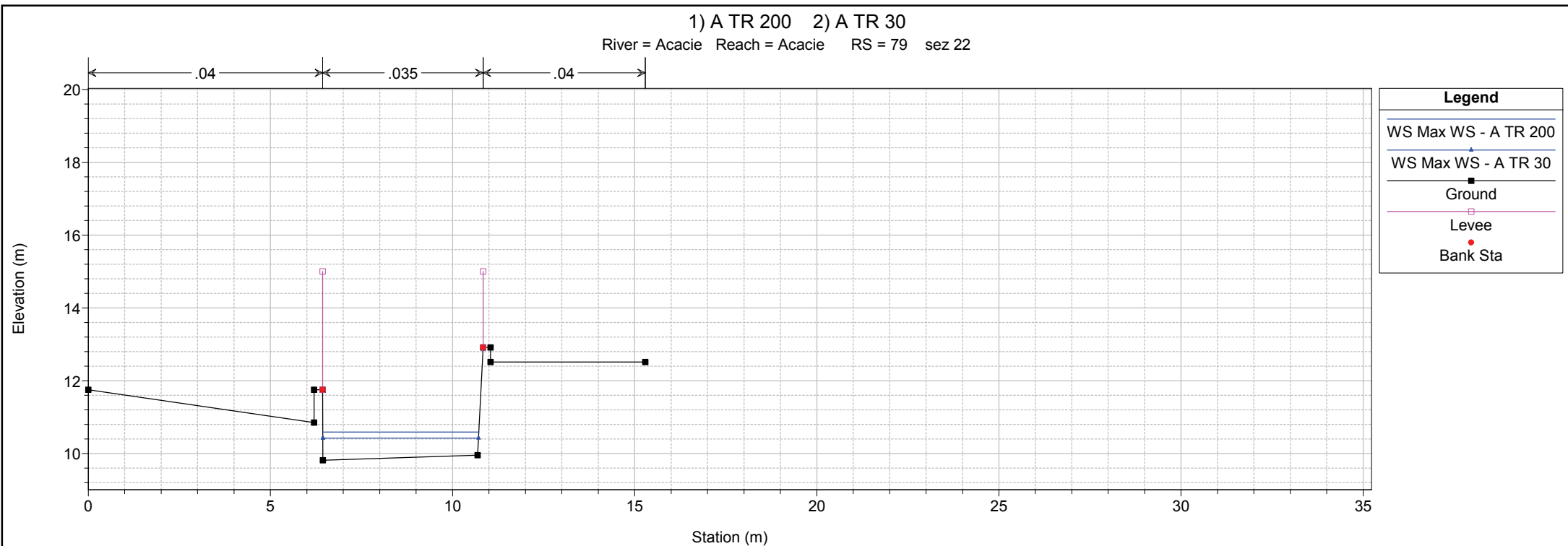


1) A TR 200 2) A TR 30

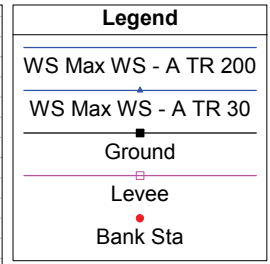
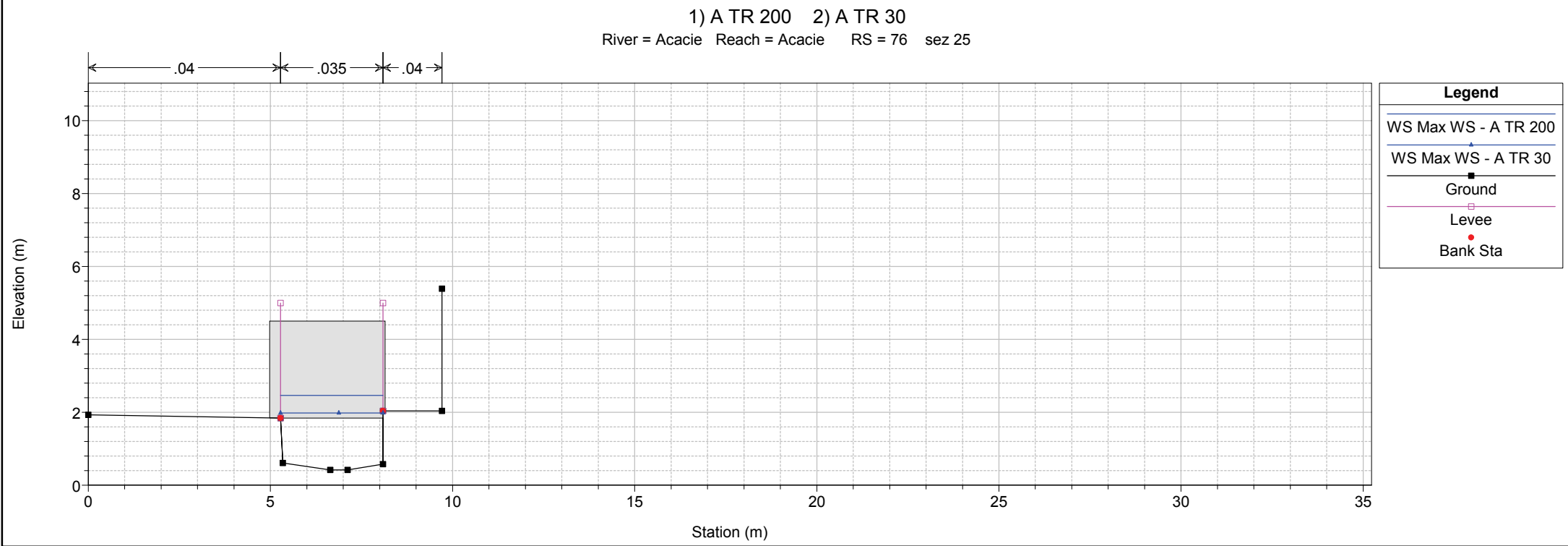
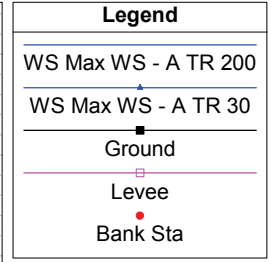
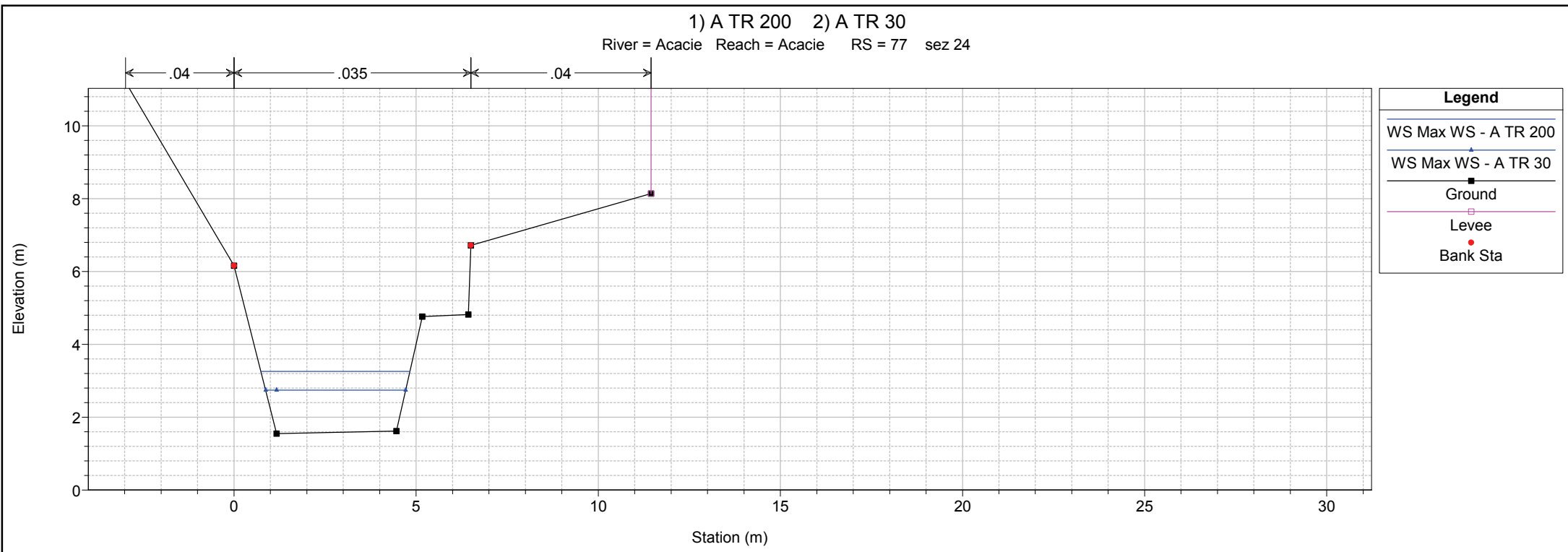
River = Acacie Reach = Acacie RS = 79.3 sez 21



1 cm Horiz. = 1.5 m 1 cm Vert. = 1.5 m

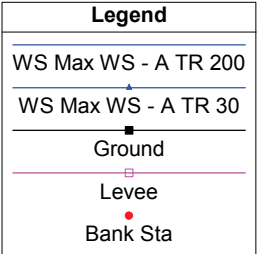
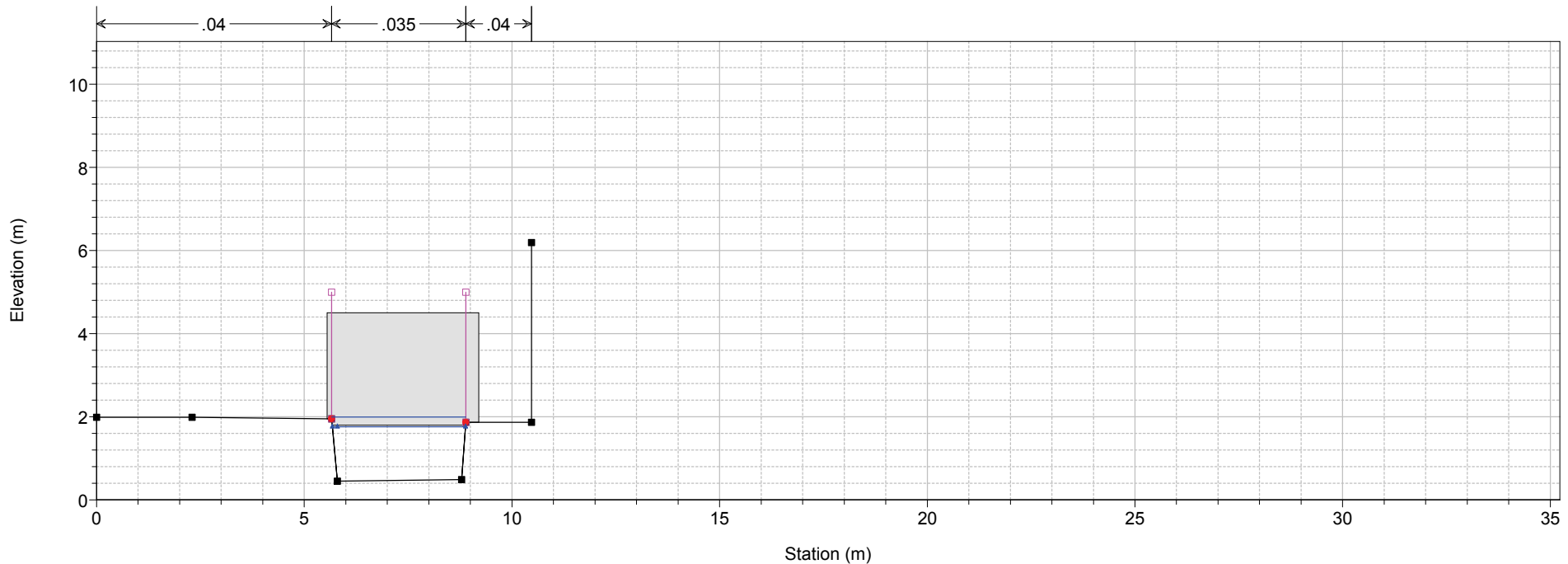


1 cm Horiz. = 1.5 m 1 cm Vert. = 1.5 m

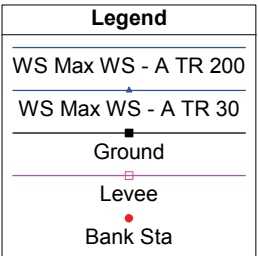
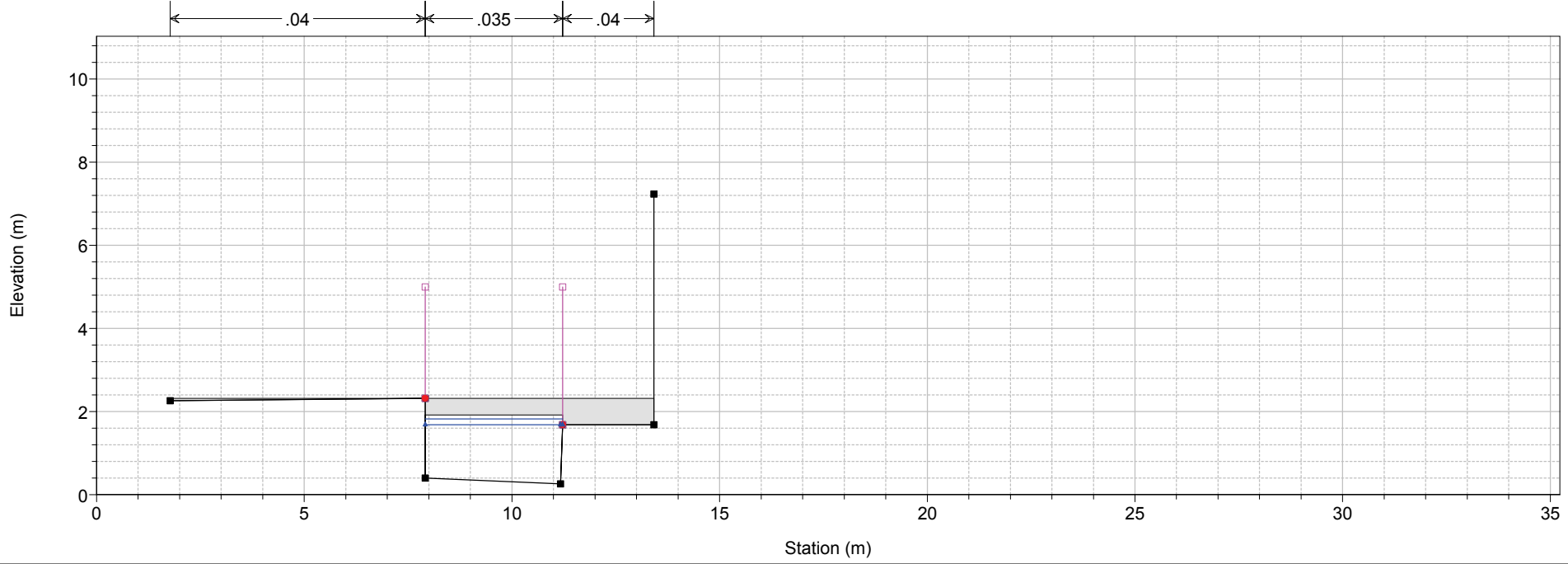


1 cm Horiz. = 1.5 m 1 cm Vert. = 1.5 m

1) A TR 200 2) A TR 30
 River = Acacie Reach = Acacie RS = 75 sez 26

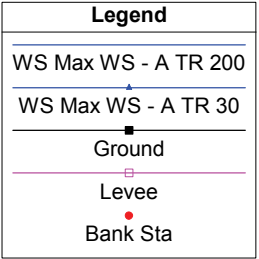
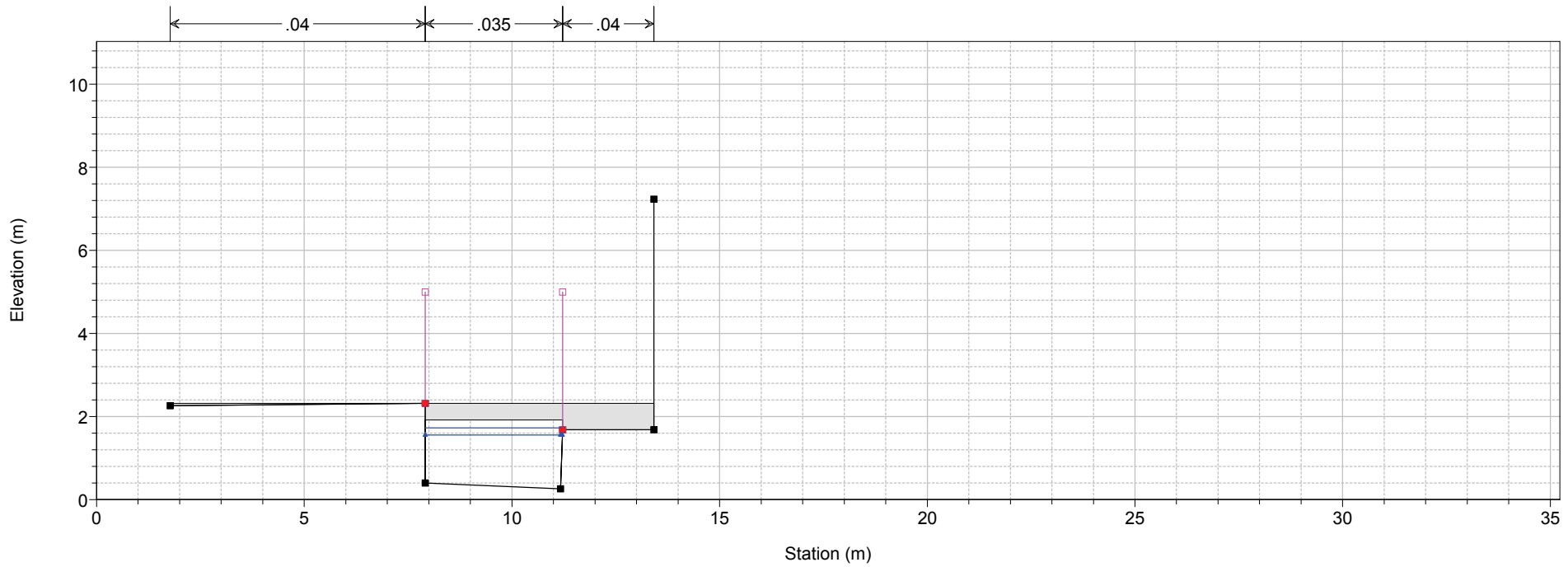


1) A TR 200 2) A TR 30
 River = Acacie Reach = Acacie RS = 74 sez 27

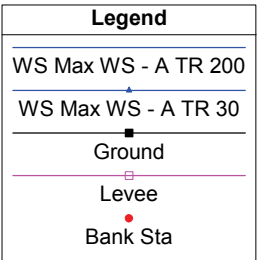
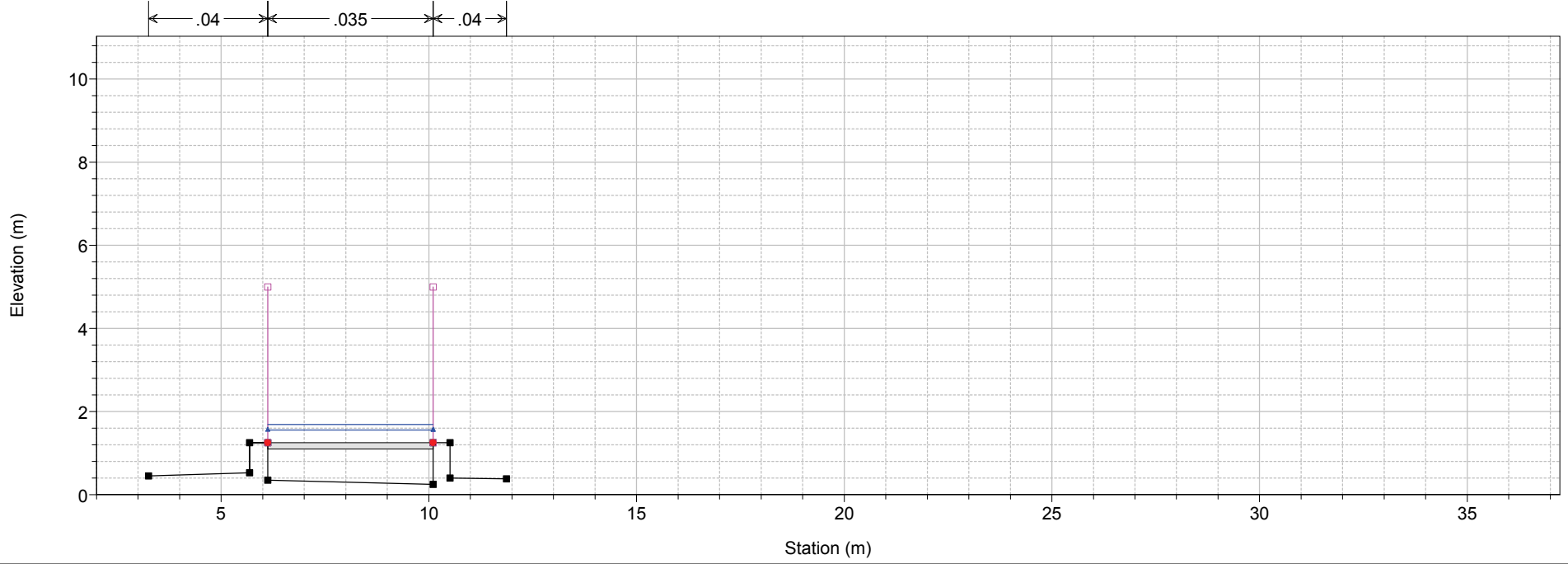


1 cm Horiz. = 1.5 m 1 cm Vert. = 1.5 m

1) A TR 200 2) A TR 30
 River = Acacie Reach = Acacie RS = 73.4 sez 27

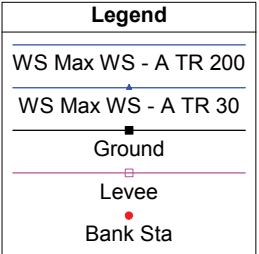
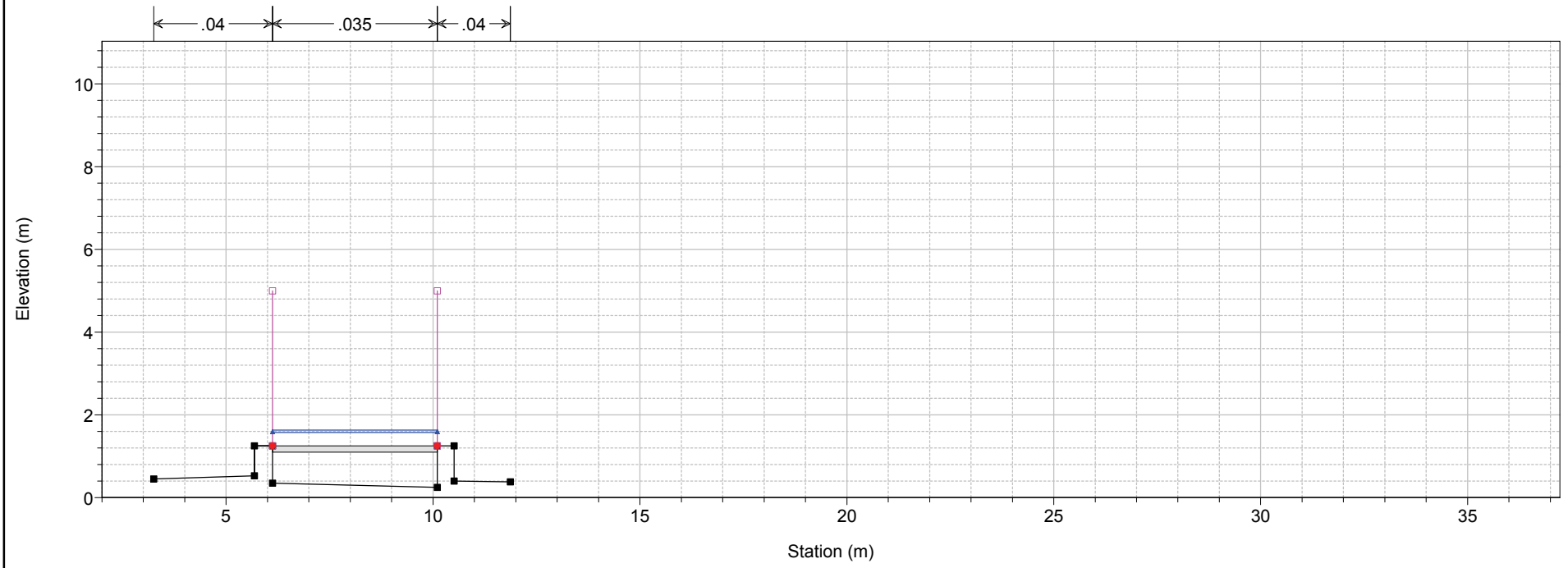


1) A TR 200 2) A TR 30
 River = Acacie Reach = Acacie RS = 73.3 sez. 28

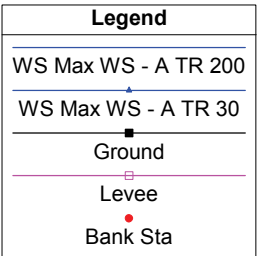
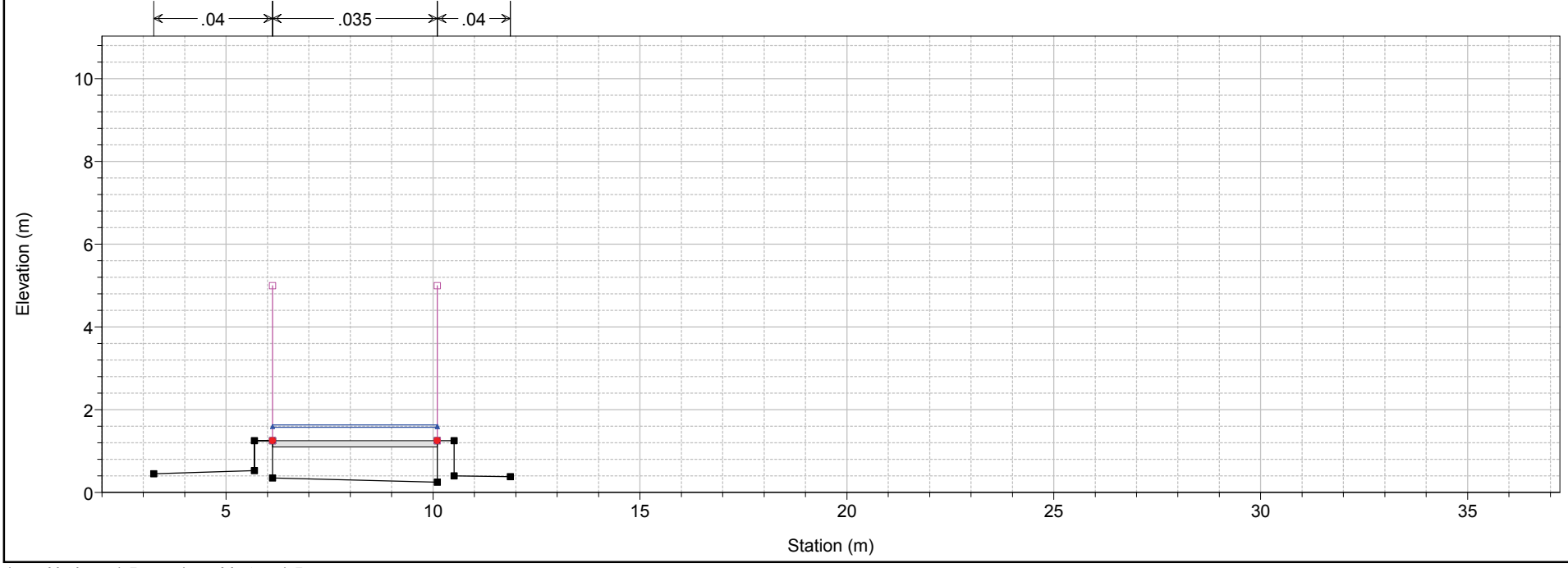


1 cm Horiz. = 1.5 m 1 cm Vert. = 1.5 m

1) A TR 200 2) A TR 30
 River = Acacie Reach = Acacie RS = 73.01 sez. 28



1) A TR 200 2) A TR 30
 River = Acacie Reach = Acacie RS = 73 sez. 28



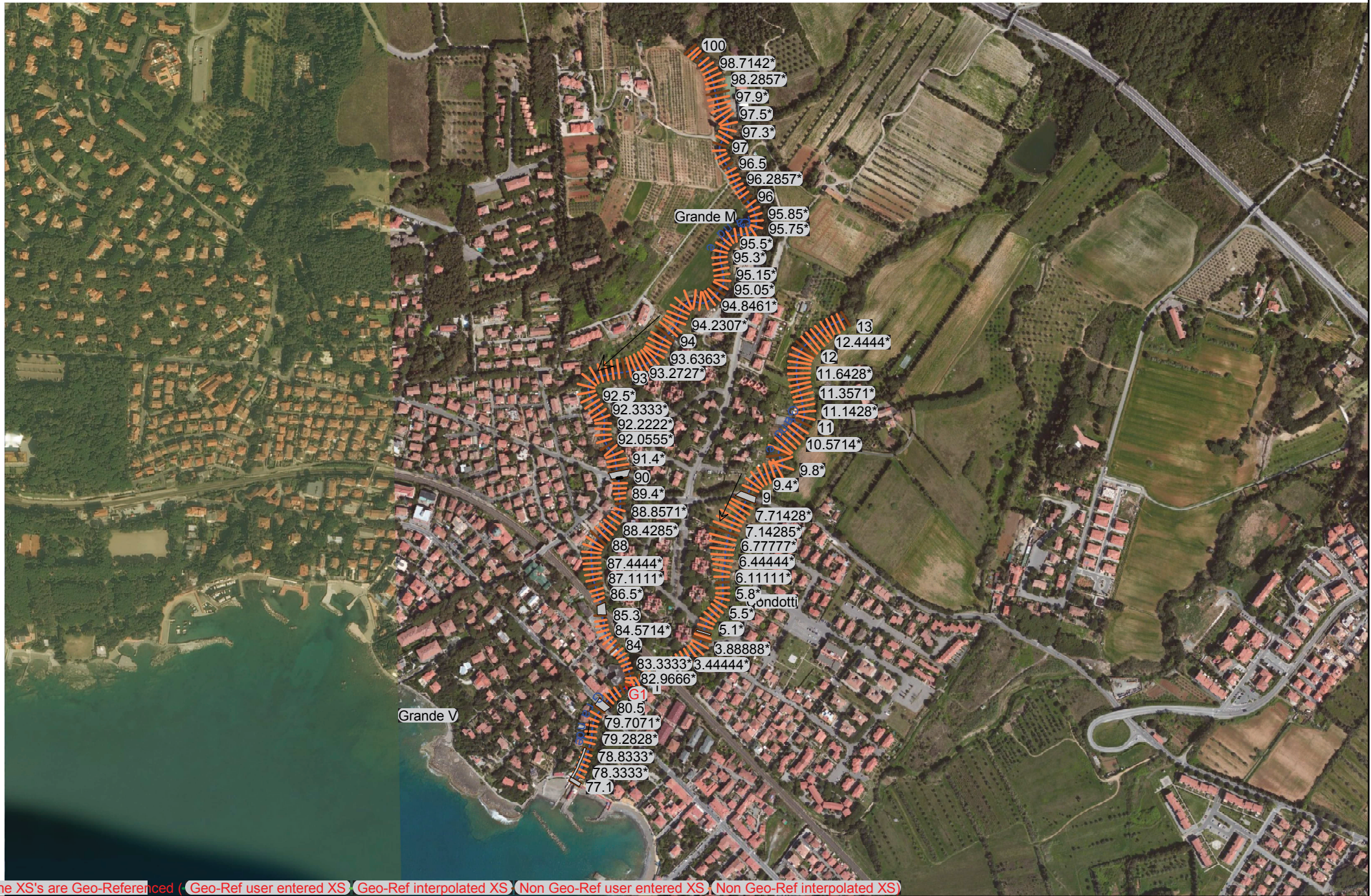
1 cm Horiz. = 1.5 m 1 cm Vert. = 1.5 m

| Reach | River Sta | Plan | Q Total (m3/s) | Min Ch El (m) | W.S. Elev (m) | Crit W.S. (m) | E.G. Elev (m) | E.G. Slope (m/m) | Vel Chnl (m/s) | Flow Area (m2) | Top Width (m) | Froude # Chl |
|--------|-----------|----------|-------------------|------------------|------------------|------------------|------------------|---------------------|-------------------|-------------------|------------------|--------------|
| Acacie | 82.997 | | Lat Struct | | | | | | | | | |
| Acacie | 82 | A TR 200 | 17.00 | 14.70 | 16.96 | 16.27 | 17.22 | 0.007004 | 2.25 | 7.55 | 3.92 | 0.52 |
| Acacie | 82 | A TR 30 | 12.13 | 14.70 | 16.45 | 16.02 | 16.70 | 0.008239 | 2.18 | 5.58 | 3.90 | 0.58 |
| Acacie | 81.5 | | Bridge | | | | | | | | | |
| Acacie | 81 | A TR 200 | 17.00 | 13.89 | 15.52 | 15.71 | 16.48 | 0.043282 | 4.35 | 3.91 | 3.11 | 1.24 |
| Acacie | 81 | A TR 30 | 12.13 | 13.89 | 15.20 | 15.42 | 16.04 | 0.039128 | 4.07 | 2.98 | 2.36 | 1.16 |
| Acacie | 80.98 | | Lat Struct | | | | | | | | | |
| Acacie | 80.97 | | Lat Struct | | | | | | | | | |
| Acacie | 80.6 | A TR 200 | 17.07 | 13.61 | 15.26 | 15.06 | 15.82 | 0.018157 | 3.32 | 5.14 | 3.11 | 0.82 |
| Acacie | 80.6 | A TR 30 | 12.18 | 13.61 | 14.95 | 14.77 | 15.39 | 0.016124 | 2.92 | 4.18 | 3.11 | 0.80 |
| Acacie | 80.5 | | Inl Struct | | | | | | | | | |
| Acacie | 80.4 | A TR 200 | 17.07 | 11.25 | 12.16 | 12.70 | 14.01 | 0.093328 | 6.03 | 2.83 | 3.11 | 2.02 |
| Acacie | 80.4 | A TR 30 | 12.19 | 11.25 | 11.99 | 12.41 | 13.42 | 0.086719 | 5.31 | 2.30 | 3.11 | 1.97 |
| Acacie | 80 | A TR 200 | 17.22 | 10.42 | 11.31 | 11.28 | 11.71 | 0.015054 | 2.79 | 6.17 | 6.91 | 0.94 |
| Acacie | 80 | A TR 30 | 12.28 | 10.42 | 11.14 | 11.11 | 11.45 | 0.015024 | 2.48 | 4.96 | 6.91 | 0.93 |
| Acacie | 79.5 | | Bridge | | | | | | | | | |
| Acacie | 79.3 | A TR 200 | 17.22 | 9.87 | 10.65 | 10.73 | 11.17 | 0.023349 | 3.22 | 5.35 | 6.90 | 1.17 |
| Acacie | 79.3 | A TR 30 | 12.28 | 9.87 | 10.49 | 10.56 | 10.91 | 0.024041 | 2.88 | 4.26 | 6.90 | 1.17 |
| Acacie | 79 | A TR 200 | 17.23 | 9.81 | 10.59 | 11.06 | 12.25 | 0.092425 | 5.71 | 3.02 | 4.29 | 2.17 |
| Acacie | 79 | A TR 30 | 12.28 | 9.81 | 10.42 | 10.83 | 11.85 | 0.104486 | 5.30 | 2.32 | 4.28 | 2.30 |
| Acacie | 78 | A TR 200 | 17.40 | 8.04 | 9.47 | 10.04 | 11.39 | 0.092819 | 6.13 | 2.84 | 2.02 | 1.65 |
| Acacie | 78 | A TR 30 | 12.37 | 8.04 | 9.17 | 9.64 | 10.74 | 0.087980 | 5.55 | 2.23 | 2.01 | 1.68 |
| Acacie | 77 | A TR 200 | 18.44 | 1.55 | 3.25 | 3.01 | 3.71 | 0.012306 | 2.99 | 6.17 | 4.09 | 0.78 |
| Acacie | 77 | A TR 30 | 12.89 | 1.55 | 2.74 | 2.71 | 3.24 | 0.018276 | 3.13 | 4.13 | 3.85 | 0.96 |
| Acacie | 76.98 | | Lat Struct | | | | | | | | | |
| Acacie | 76.97 | | Lat Struct | | | | | | | | | |
| Acacie | 76 | A TR 200 | 16.49 | 0.42 | 2.46 | 5.00 | 3.45 | 0.066442 | 4.41 | 3.74 | | 0.98 |
| Acacie | 76 | A TR 30 | 13.20 | 0.42 | 1.98 | 1.82 | 2.62 | 0.042596 | 3.53 | 3.74 | | 0.90 |
| Acacie | 75 | A TR 200 | 16.58 | 0.45 | 1.99 | 2.30 | 2.78 | 0.053421 | 3.96 | 4.37 | 6.82 | 1.01 |
| Acacie | 75 | A TR 30 | 13.27 | 0.45 | 1.76 | 1.72 | 2.32 | 0.021146 | 3.32 | 3.99 | 3.20 | 0.95 |
| Acacie | 74.98 | | Lat Struct | | | | | | | | | |
| Acacie | 74.97 | | Lat Struct | | | | | | | | | |
| Acacie | 74 | A TR 200 | 16.27 | 0.26 | 1.82 | 1.69 | 2.38 | 0.017978 | 3.31 | 4.91 | 3.31 | 0.87 |
| Acacie | 74 | A TR 30 | 13.27 | 0.26 | 1.68 | 1.52 | 2.14 | 0.016138 | 2.98 | 4.45 | 3.31 | 0.82 |
| Acacie | 73.4 | A TR 200 | 16.21 | 0.26 | 1.72 | 1.69 | 2.36 | 0.021971 | 3.54 | 4.58 | 3.31 | 0.96 |
| Acacie | 73.4 | A TR 30 | 13.27 | 0.26 | 1.56 | 1.52 | 2.11 | 0.021132 | 3.29 | 4.03 | 3.31 | 0.95 |
| Acacie | 73.38 | | Lat Struct | | | | | | | | | |
| Acacie | 73.37 | | Lat Struct | | | | | | | | | |
| Acacie | 73.3 | A TR 200 | 15.88 | 0.25 | 1.69 | 1.63 | 2.22 | 0.048806 | 3.22 | 4.93 | 3.98 | 0.86 |
| Acacie | 73.3 | A TR 30 | 13.17 | 0.25 | 1.56 | 1.49 | 2.01 | 0.048756 | 2.99 | 4.41 | 3.98 | 0.83 |
| Acacie | 73.01 | A TR 200 | 3.64 | 0.25 | 1.63 | 0.74 | 1.66 | 0.003002 | 0.77 | 4.70 | 3.98 | 0.21 |
| Acacie | 73.01 | A TR 30 | 3.36 | 0.25 | 1.58 | 0.72 | 1.61 | 0.003001 | 0.75 | 4.48 | 3.98 | 0.21 |
| Acacie | 73 | A TR 200 | 3.64 | 0.25 | 1.63 | 0.74 | 1.66 | 0.003004 | 0.77 | 4.70 | 3.98 | 0.21 |
| Acacie | 73 | A TR 30 | 3.36 | 0.25 | 1.58 | 0.72 | 1.61 | 0.003004 | 0.75 | 4.48 | 3.98 | 0.21 |

| Reach | River Sta | Plan | Q US (m3/s) | Q Leaving Total (m3/s) | Q DS (m3/s) | Q Weir (m3/s) | Q Gates (m3/s) | Wr Top Wdth (m) | Weir Max Depth (m) | Weir Avg Depth (m) | Min El Weir Flow (m) | E.G. US. (m) | W.S. US. (m) | E.G. DS (m) | W.S. DS (m) |
|--------|-----------|----------|----------------|---------------------------|----------------|------------------|-------------------|--------------------|-----------------------|-----------------------|-------------------------|-----------------|-----------------|----------------|----------------|
| Acacie | 86.998 | A TR 200 | 16.77 | 0.00 | 16.48 | 0.00 | | | | | 19.52 | 20.66 | 19.60 | 18.74 | 18.32 |
| Acacie | 86.998 | A TR 30 | 11.54 | 0.00 | 11.83 | 0.00 | | | | | 19.52 | 20.22 | 19.34 | 18.28 | 17.92 |
| Acacie | 86.997 | A TR 200 | 16.77 | 0.00 | 16.48 | 0.00 | | | | | 19.59 | 20.66 | 19.60 | 18.74 | 18.32 |
| Acacie | 86.997 | A TR 30 | 11.54 | 0.00 | 11.83 | 0.00 | | | | | 19.59 | 20.22 | 19.34 | 18.28 | 17.92 |
| Acacie | 84.998 | A TR 200 | 17.49 | 0.40 | 17.11 | 0.40 | | 7.74 | 0.18 | 0.09 | 18.14 | 18.63 | 18.31 | 18.42 | 18.32 |
| Acacie | 84.998 | A TR 30 | 11.83 | 0.00 | 12.09 | 0.00 | | | | | 18.14 | 17.96 | 17.42 | 17.17 | 16.97 |
| Acacie | 84.997 | A TR 200 | 17.49 | 0.00 | 17.11 | 0.00 | | | | | 18.35 | 18.63 | 18.31 | 18.42 | 18.32 |
| Acacie | 84.997 | A TR 30 | 11.83 | 0.00 | 12.09 | 0.00 | | | | | 18.35 | 17.96 | 17.42 | 17.17 | 16.97 |
| Acacie | 82.998 | A TR 200 | 17.10 | 0.15 | 17.00 | 0.15 | | 1.28 | 0.31 | 0.15 | 16.65 | 17.36 | 16.79 | 17.22 | 16.96 |
| Acacie | 82.998 | A TR 30 | 12.09 | 0.00 | 12.13 | 0.00 | | | | | 16.65 | 16.89 | 16.38 | 16.70 | 16.45 |
| Acacie | 82.997 | A TR 200 | 17.10 | 0.00 | 17.00 | 0.00 | | | | | 17.09 | 17.36 | 16.79 | 17.22 | 16.96 |
| Acacie | 82.997 | A TR 30 | 12.09 | 0.00 | 12.13 | 0.00 | | | | | 17.09 | 16.89 | 16.38 | 16.70 | 16.45 |
| Acacie | 80.98 | A TR 200 | 17.00 | 0.00 | 17.07 | 0.00 | | | | | 16.76 | 16.47 | 15.51 | 15.83 | 15.27 |
| Acacie | 80.98 | A TR 30 | 12.13 | 0.00 | 12.18 | 0.00 | | | | | 16.76 | 16.03 | 15.19 | 15.39 | 14.96 |
| Acacie | 80.97 | A TR 200 | 17.00 | 0.00 | 17.07 | 0.00 | | | | | 16.76 | 16.47 | 15.51 | 15.83 | 15.27 |
| Acacie | 80.97 | A TR 30 | 12.13 | 0.00 | 12.18 | 0.00 | | | | | 16.76 | 16.03 | 15.19 | 15.39 | 14.96 |
| Acacie | 76.98 | A TR 200 | 18.44 | 0.68 | 16.49 | 0.68 | | 4.80 | 0.44 | 0.24 | 2.04 | 3.71 | 3.25 | 3.45 | 2.48 |
| Acacie | 76.98 | A TR 30 | 12.89 | 0.00 | 13.20 | 0.00 | | | | | 2.04 | 3.24 | 2.74 | 2.62 | 1.99 |
| Acacie | 76.97 | A TR 200 | 18.44 | 1.74 | 16.49 | 1.74 | | 5.24 | 0.55 | 0.32 | 1.93 | 3.71 | 3.25 | 3.45 | 2.48 |
| Acacie | 76.97 | A TR 30 | 12.89 | 0.01 | 13.20 | 0.01 | | 0.49 | 0.06 | 0.03 | 1.93 | 3.24 | 2.74 | 2.62 | 1.99 |
| Acacie | 74.98 | A TR 200 | 16.58 | 0.47 | 16.27 | 0.47 | | 7.20 | 0.14 | 0.11 | 1.68 | 2.78 | 1.99 | 2.39 | 1.82 |
| Acacie | 74.98 | A TR 30 | 13.27 | 0.00 | 13.27 | 0.00 | | 0.23 | 0.00 | 0.00 | 1.68 | 2.32 | 1.76 | 2.14 | 1.68 |
| Acacie | 74.97 | A TR 200 | 16.58 | 0.00 | 16.27 | 0.00 | | 0.48 | 0.04 | 0.02 | 1.95 | 2.78 | 1.99 | 2.39 | 1.82 |
| Acacie | 74.97 | A TR 30 | 13.27 | 0.00 | 13.27 | 0.00 | | | | | 1.95 | 2.32 | 1.76 | 2.14 | 1.68 |
| Acacie | 73.38 | A TR 200 | 16.21 | 6.62 | 3.64 | 6.62 | | 27.42 | 0.44 | 0.27 | 1.25 | 2.35 | 1.72 | 1.66 | 1.63 |
| Acacie | 73.38 | A TR 30 | 13.27 | 4.98 | 3.36 | 4.98 | | 27.16 | 0.32 | 0.22 | 1.25 | 2.10 | 1.56 | 1.60 | 1.57 |
| Acacie | 73.37 | A TR 200 | 16.21 | 6.50 | 3.64 | 6.50 | | 26.90 | 0.44 | 0.27 | 1.25 | 2.35 | 1.72 | 1.66 | 1.63 |
| Acacie | 73.37 | A TR 30 | 13.27 | 4.93 | 3.36 | 4.93 | | 26.78 | 0.32 | 0.22 | 1.25 | 2.10 | 1.56 | 1.60 | 1.57 |

Botro Grande e botro Condotti

Stato attuale



None of the XS's are Geo-Referenced (Geo-Ref user entered XS, Geo-Ref interpolated XS, Non Geo-Ref user entered XS, Non Geo-Ref interpolated XS)

1 cm Horiz. = 82 m 1 cm Vert. = 67 m

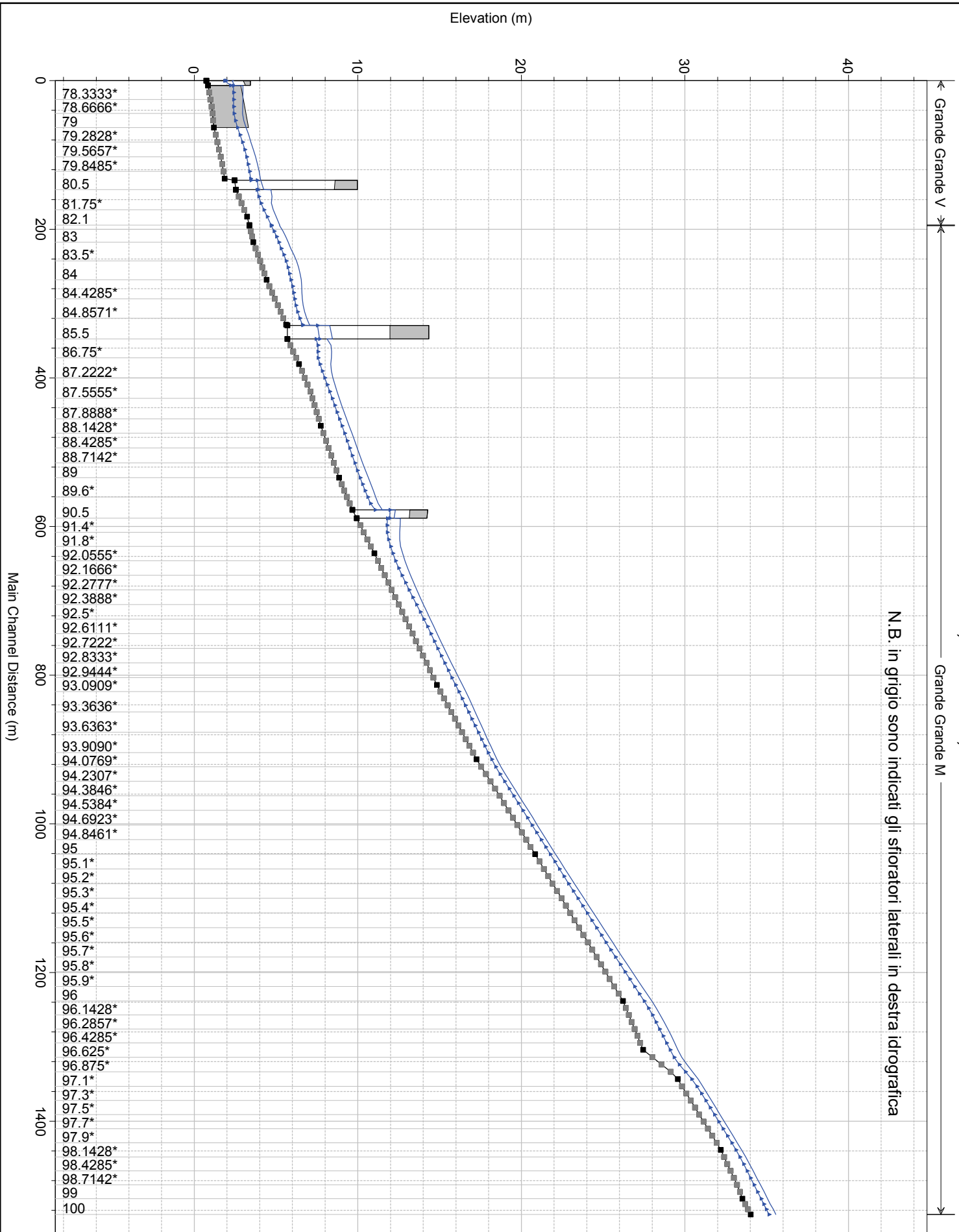
1) A TR200 2) A TR30

Grande Grande M

N.B. in grigio sono indicati gli sfioratori laterali in destra idrografica

Legend

- WS Max WS - A TR200
- WS Max WS - A TR30
- Ground



Elevation (m)

Main Channel Distance (m)

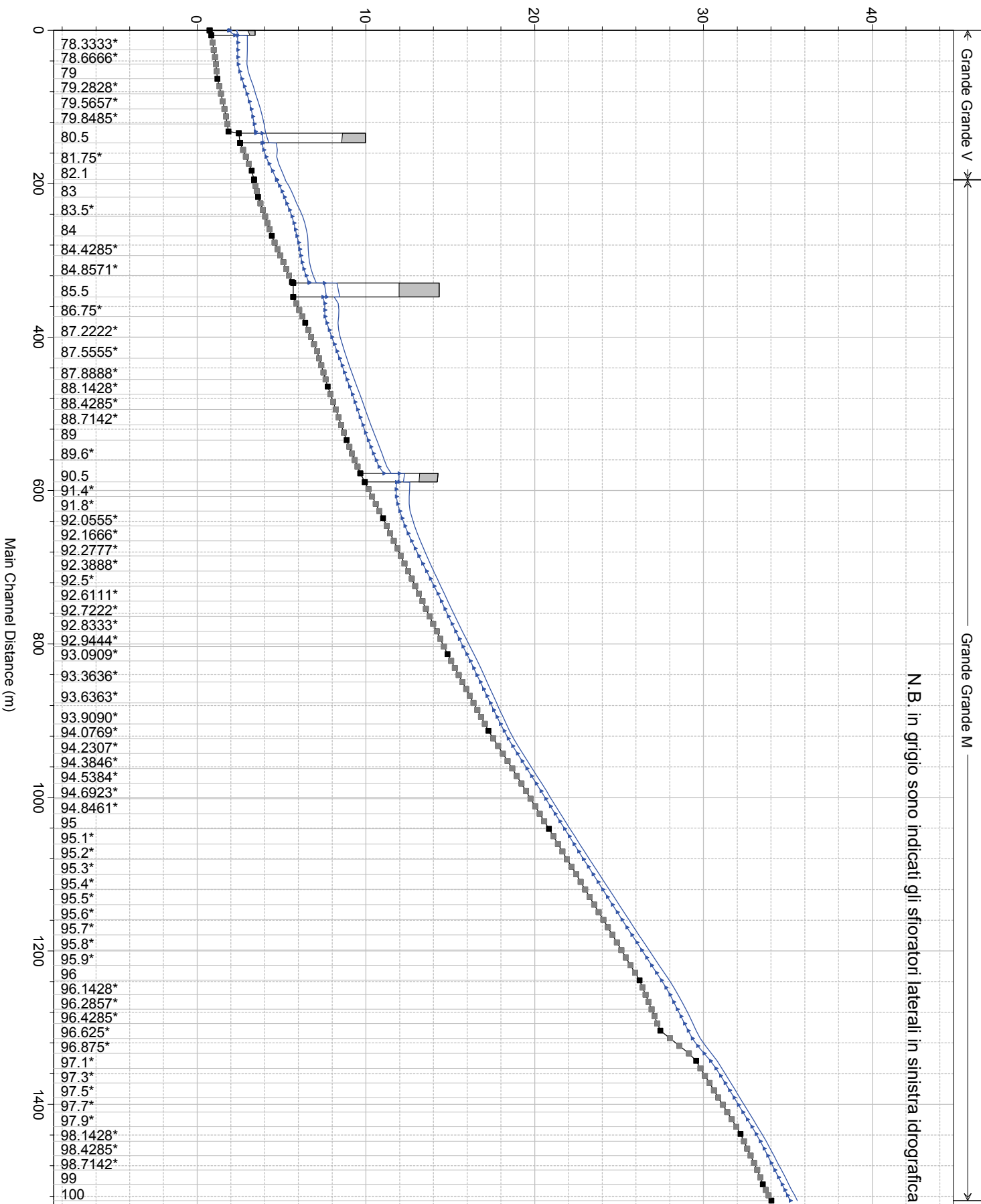
1 cm Horiz. = 66 m 1 cm Vert. = 3 m

Grande Grande V Grande Grande M

78.3333*
78.6666*
79
79.2828*
79.5657*
79.8485*
80.5
81.75*
82.1
83
83.5*
84
84.4285*
84.8571*
85.5
86.75*
87.2222*
87.5555*
87.8888*
88.1428*
88.4285*
88.7142*
89
89.6*
90.5
91.4*
91.8*
92.0555*
92.1666*
92.2777*
92.3888*
92.5*
92.6111*
92.7222*
92.8333*
92.9444*
93.0909*
93.3636*
93.6363*
93.9090*
94.0769*
94.2307*
94.3846*
94.5384*
94.6923*
94.8461*
95
95.1*
95.2*
95.3*
95.4*
95.5*
95.6*
95.7*
95.8*
95.9*
96
96.1428*
96.2857*
96.4285*
96.625*
96.875*
97.1*
97.3*
97.5*
97.7*
97.9*
98.1428*
98.2857*
98.4285*
98.7142*
99
100

1 cm Horiz. = 66 m 1 cm Vert. = 3 m

Elevation (m)



← Grande Grande V →

← Grande Grande M →

1) A TR200 2) A TR30

N.B. in grigio sono indicati gli sfioratori laterali in sinistra idrografica


| Legend | |
|---------------------|-----|
| WS Max WS - A TR200 | —▲— |
| WS Max WS - A TR30 | —▲— |
| Ground | ■ |

Main Channel Distance (m)

0
78.3333*
78.6666*
79
79.2828*
79.5657*
79.8485*
80.5
81.75*
82.1
83
83.5*
84
84.4285*
84.8571*
85.5
86.75*
87.2222*
87.5555*
87.8888*
88.1428*
88.4285*
88.7142*
89
89.6*
90.5
91.4*
91.8*
92.0555*
92.1666*
92.2777*
92.3888*
92.5*
92.6111*
92.7222*
92.8333*
92.9444*
93.0909*
93.3636*
93.6363*
93.9090*
94.0769*
94.2307*
94.3846*
94.5384*
94.6923*
94.8461*
95
95.1*
95.2*
95.3*
95.4*
95.5*
95.6*
95.7*
95.8*
95.9*
96
96.1428*
96.2857*
96.4285*
96.625*
96.875*
97.1*
97.3*
97.5*
97.7*
97.9*
98.1428*
98.2857*
98.4285*
98.7142*
99
100

1) A TR200 2) A TR30

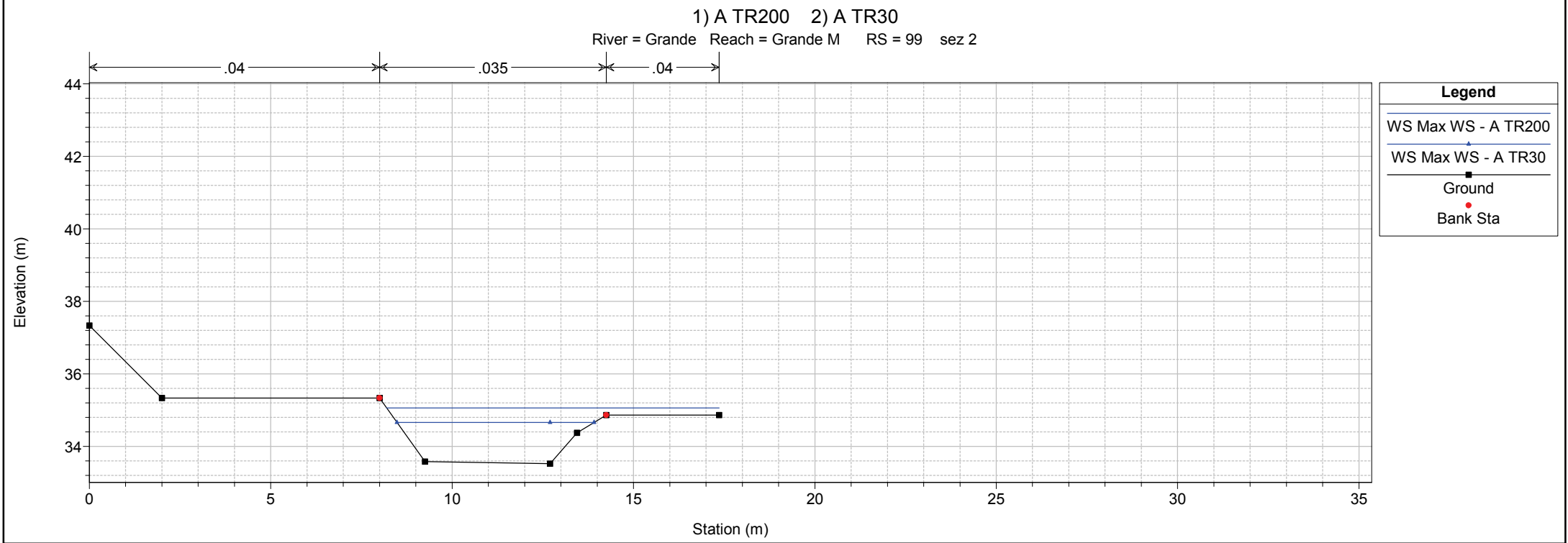
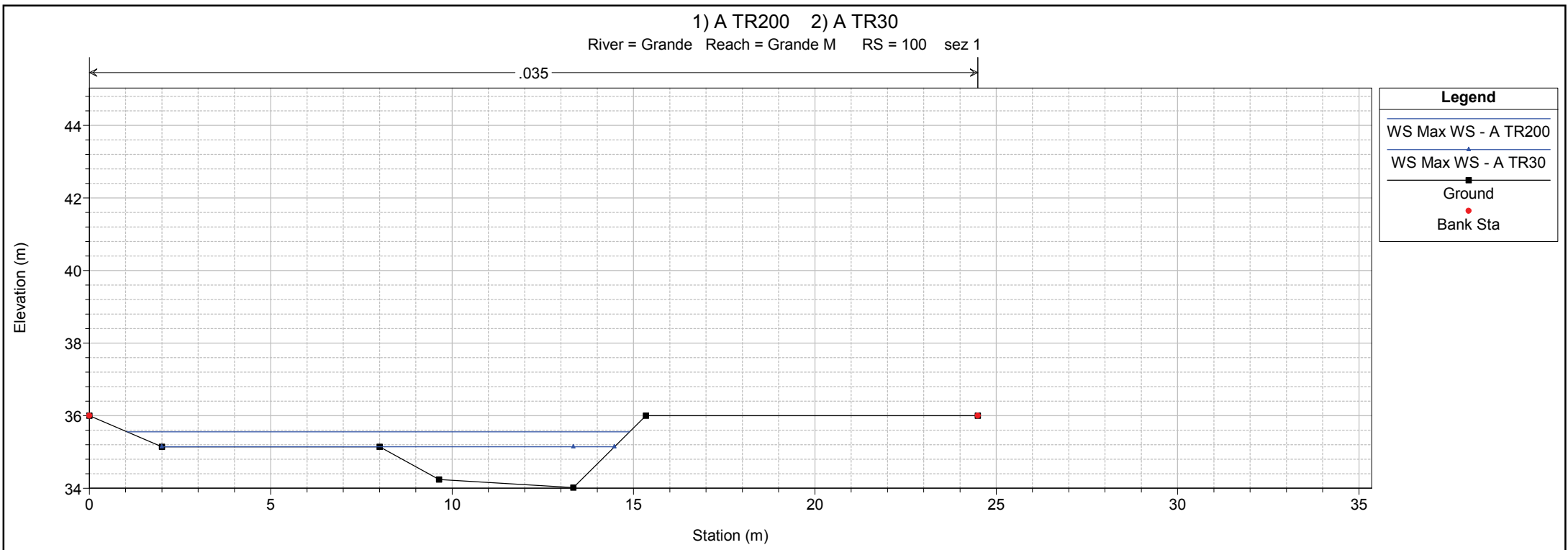
Grande Condotiti



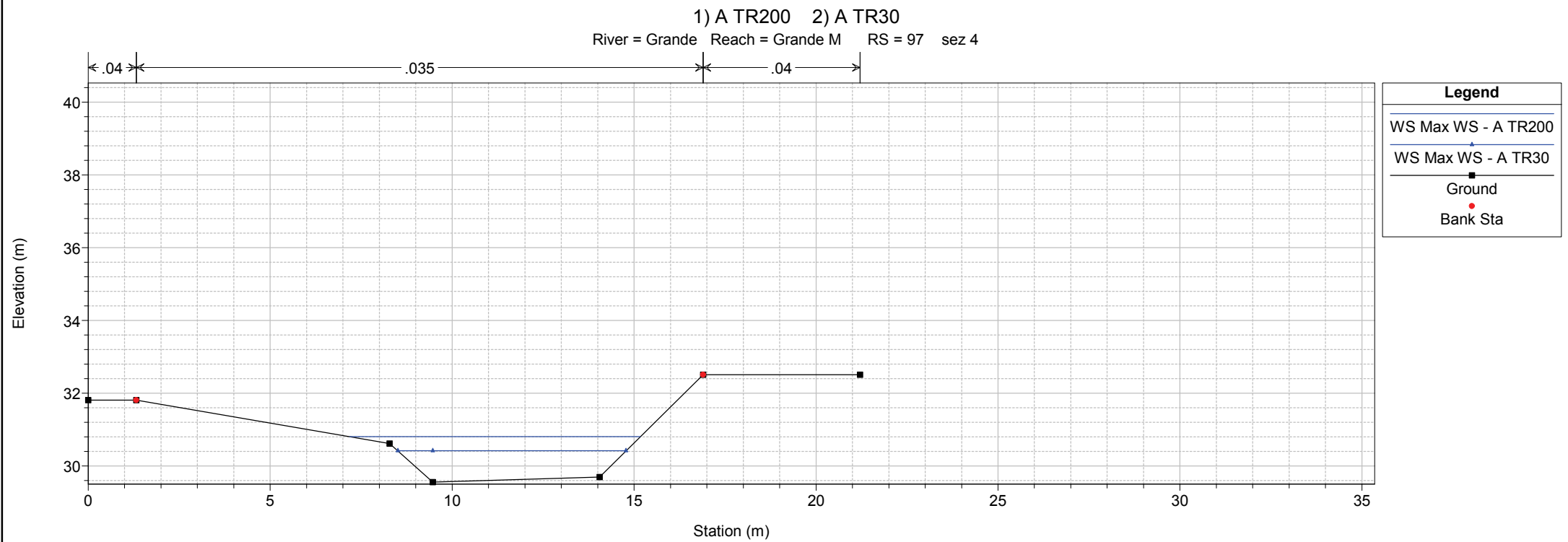
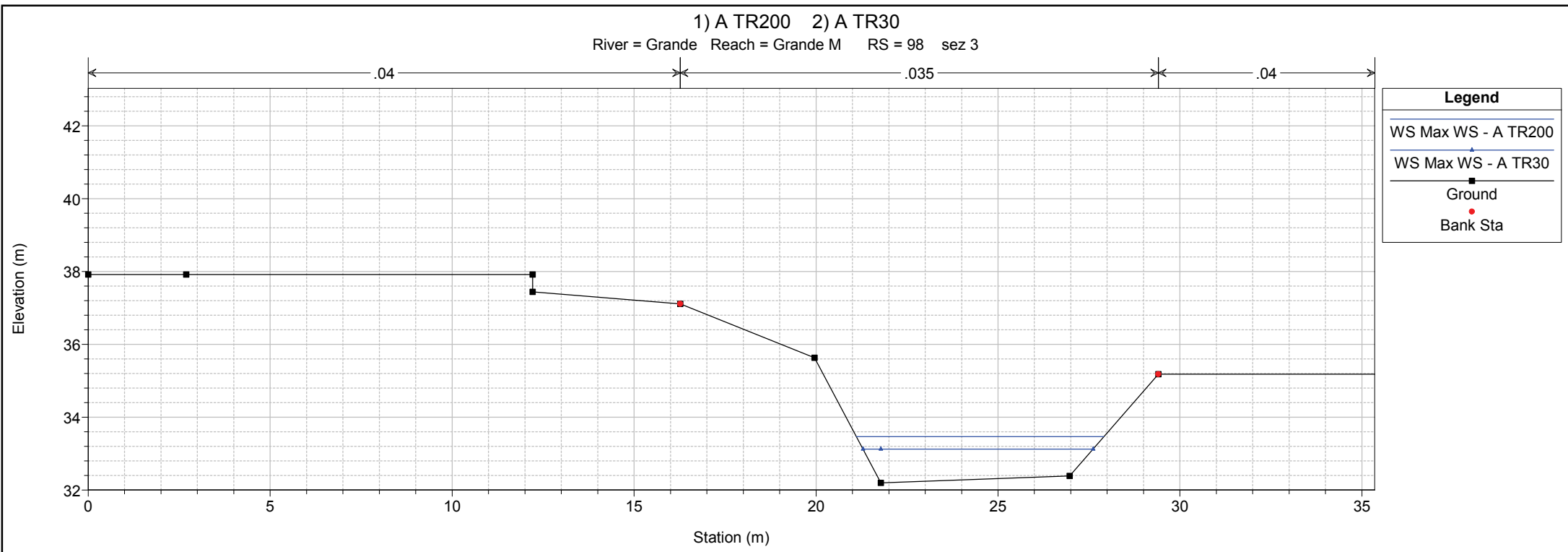
Legend

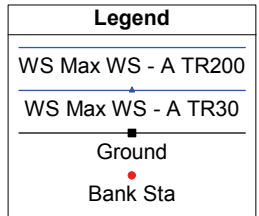
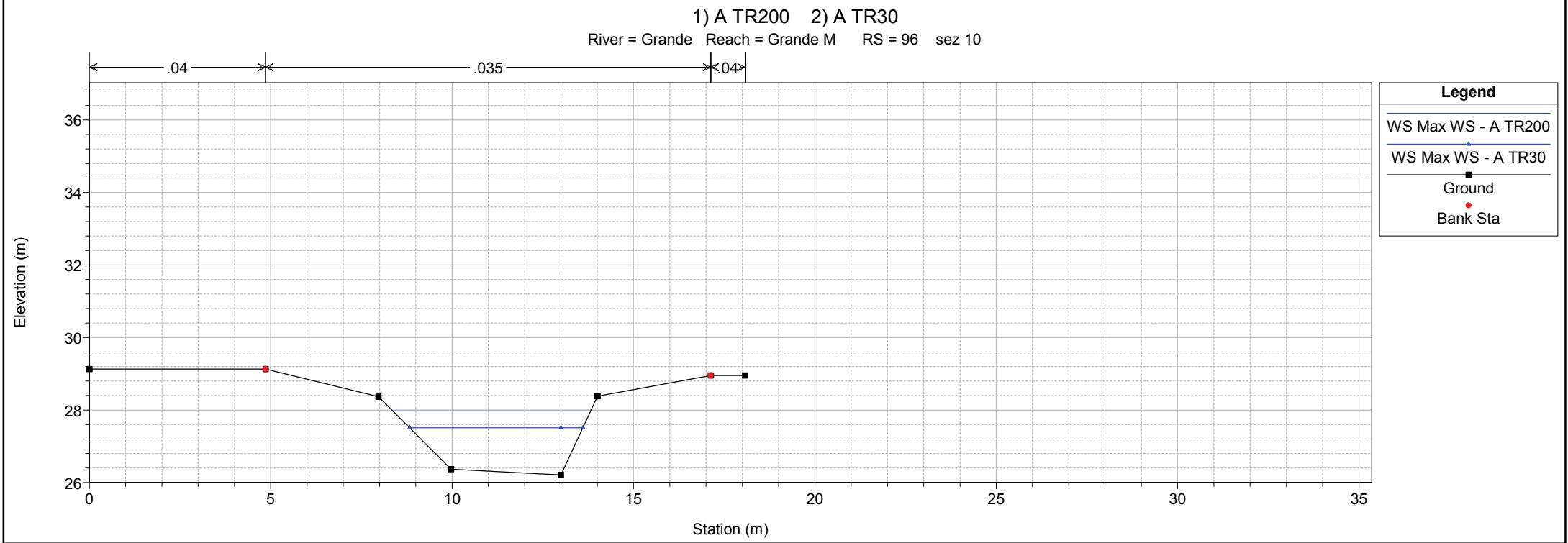
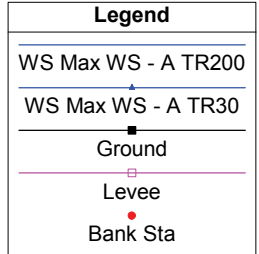
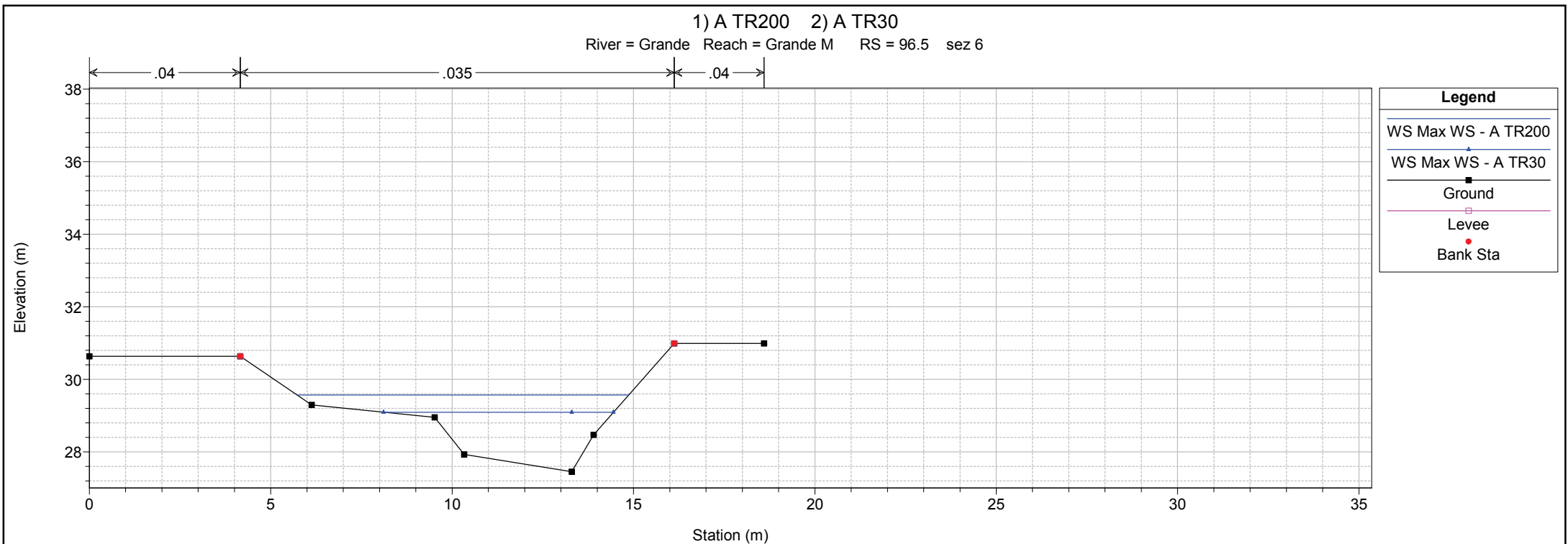
- WS Max WS - A TR200
- WS Max WS - A TR30
- Ground

1 cm Horiz. = 35 m 1 cm Vert. = 2 m

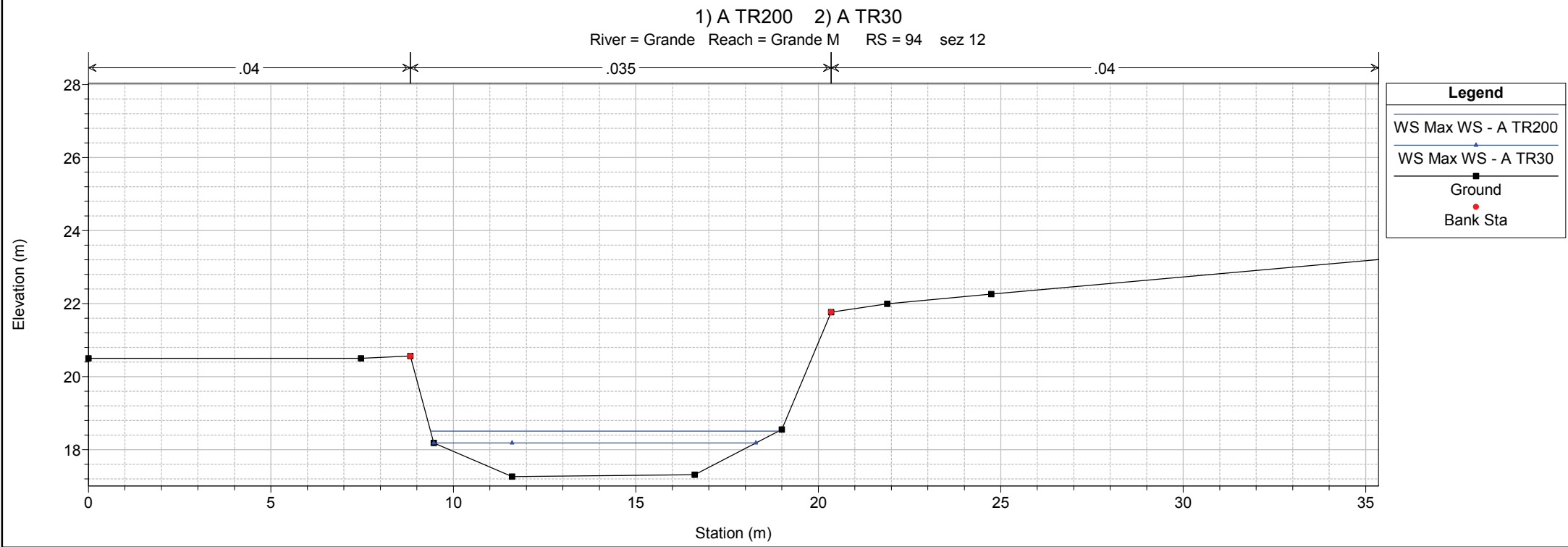
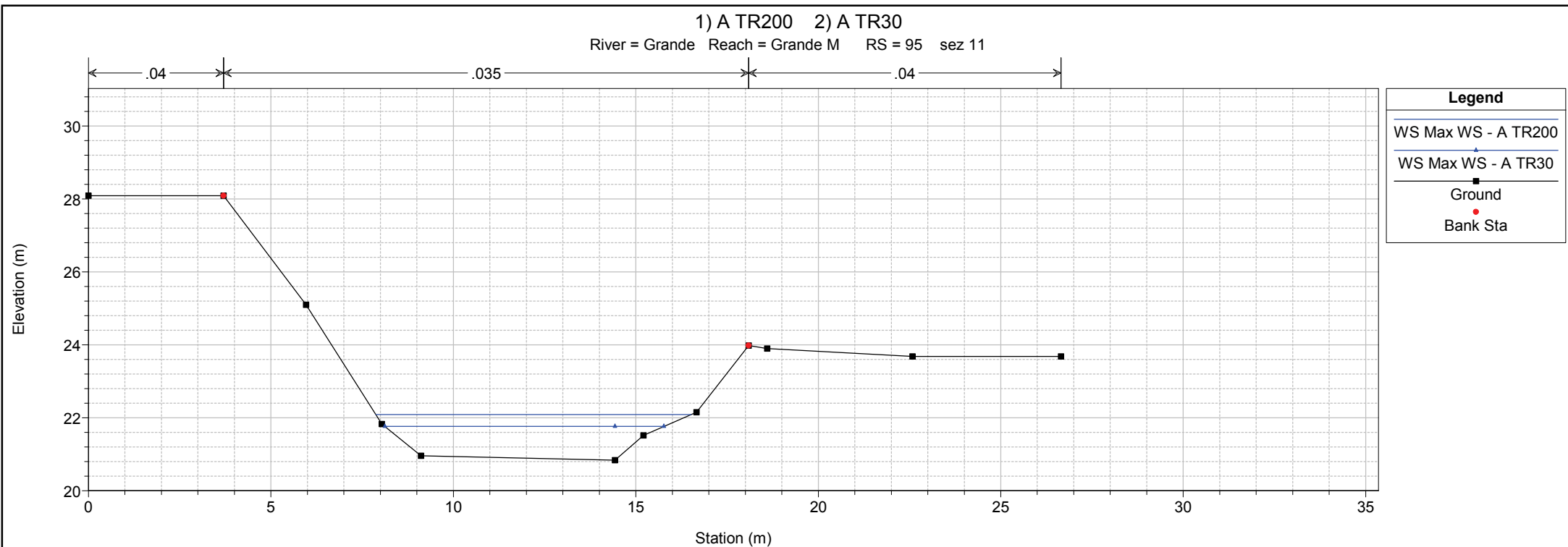


1 cm Horiz. = 1.5 m 1 cm Vert. = 1.5 m

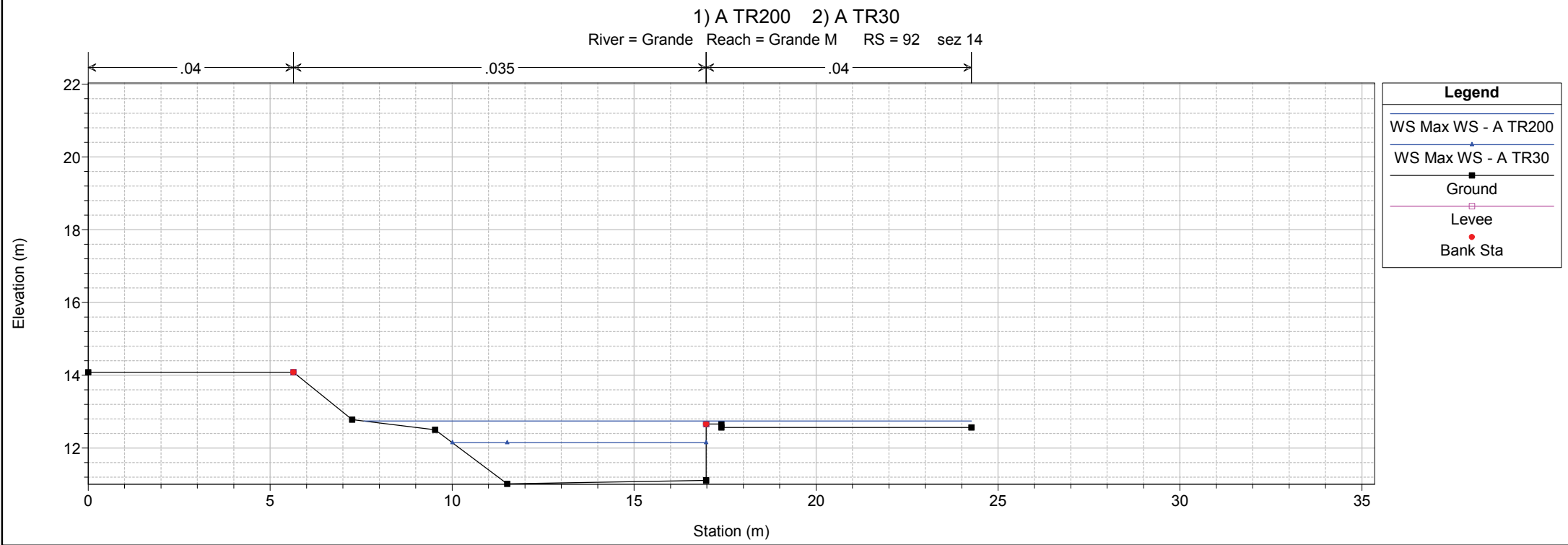
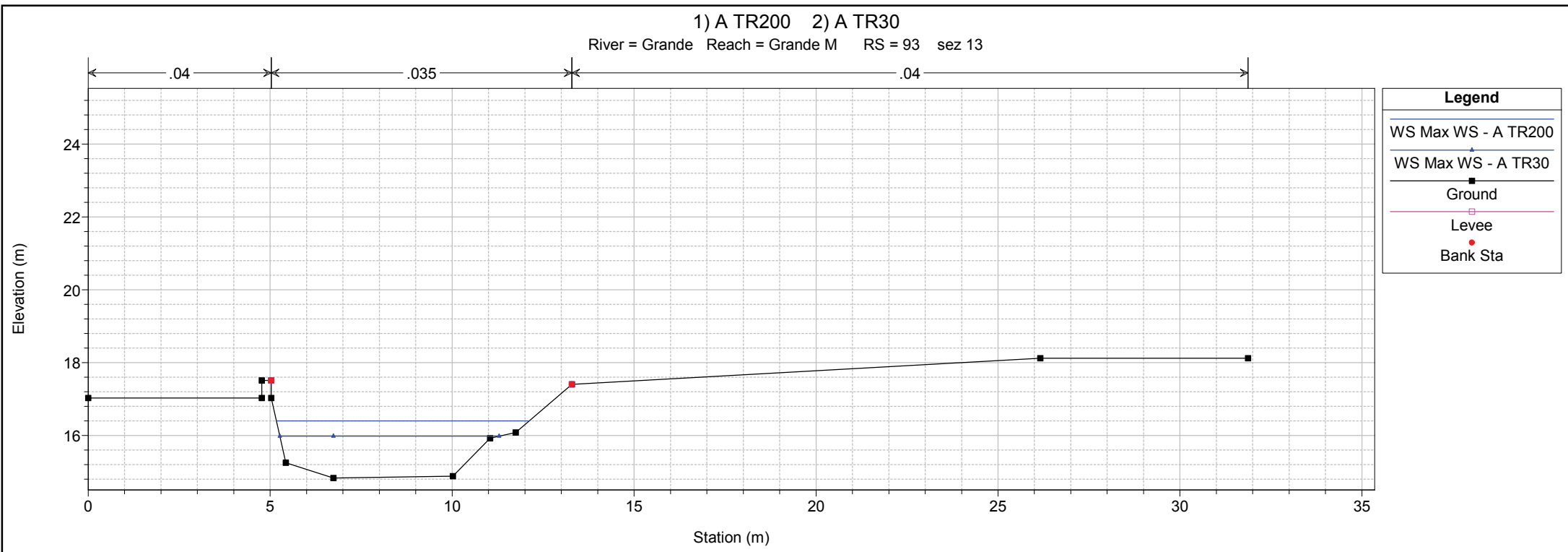


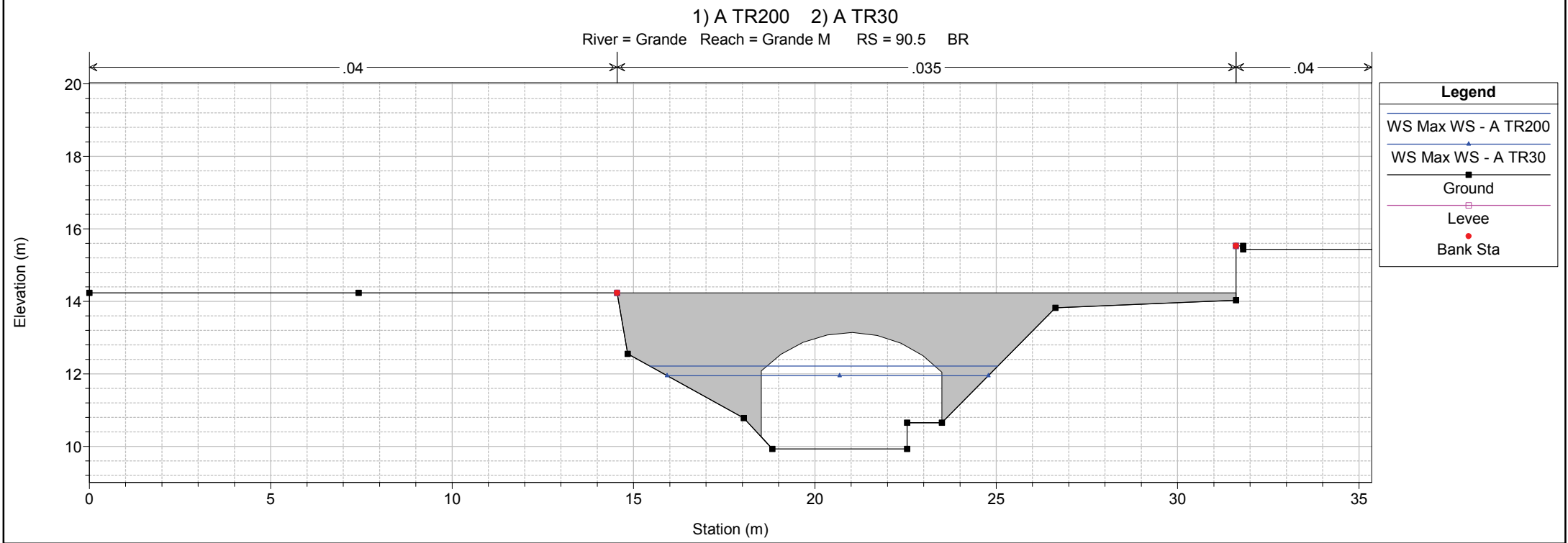
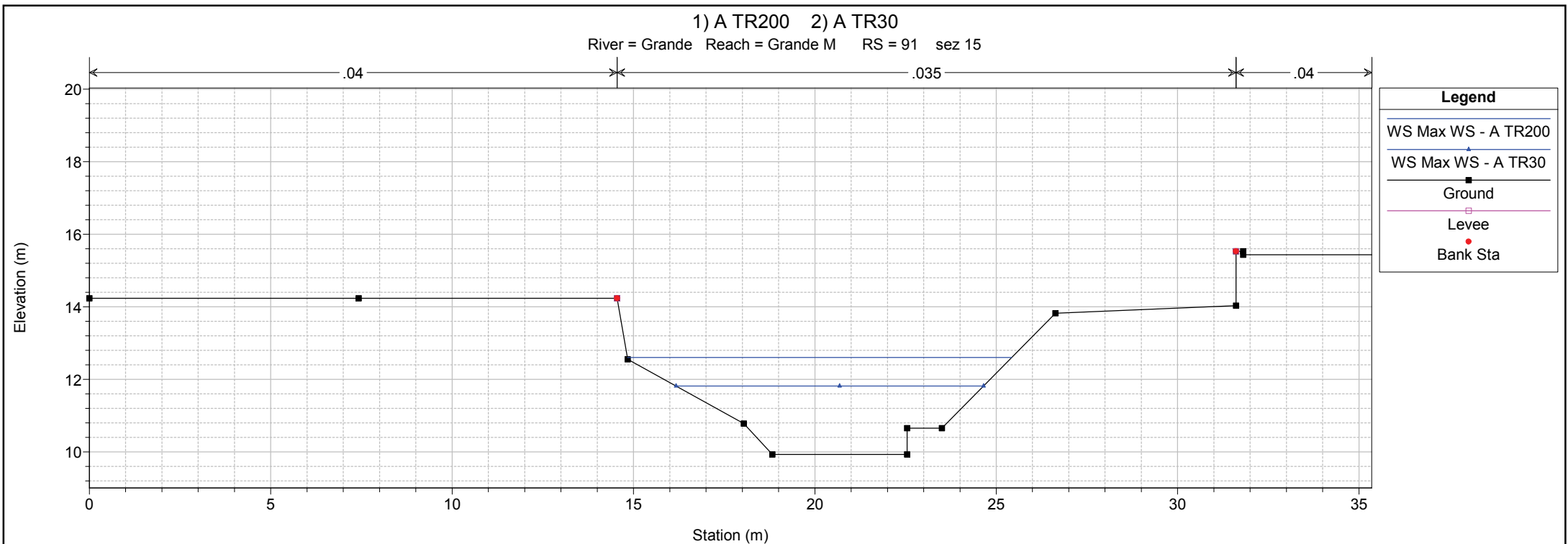


1 cm Horiz. = 1.5 m 1 cm Vert. = 1.5 m

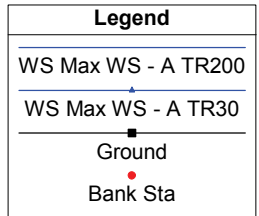
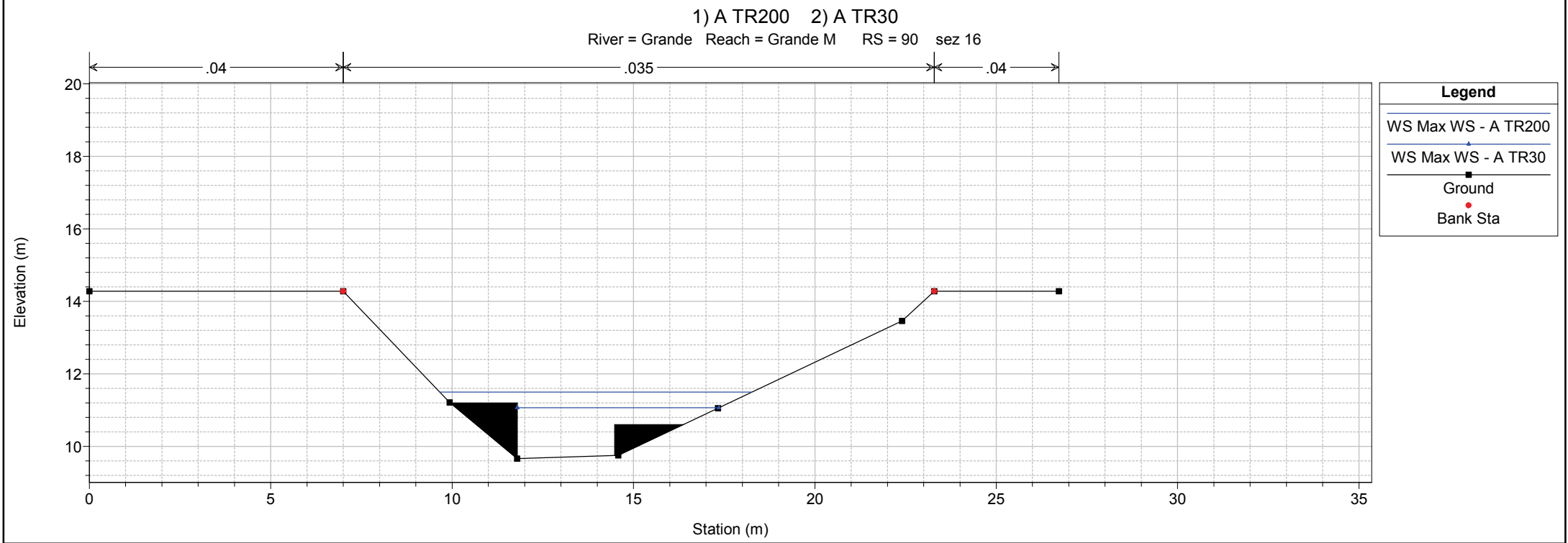
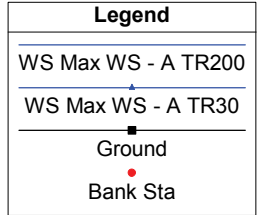
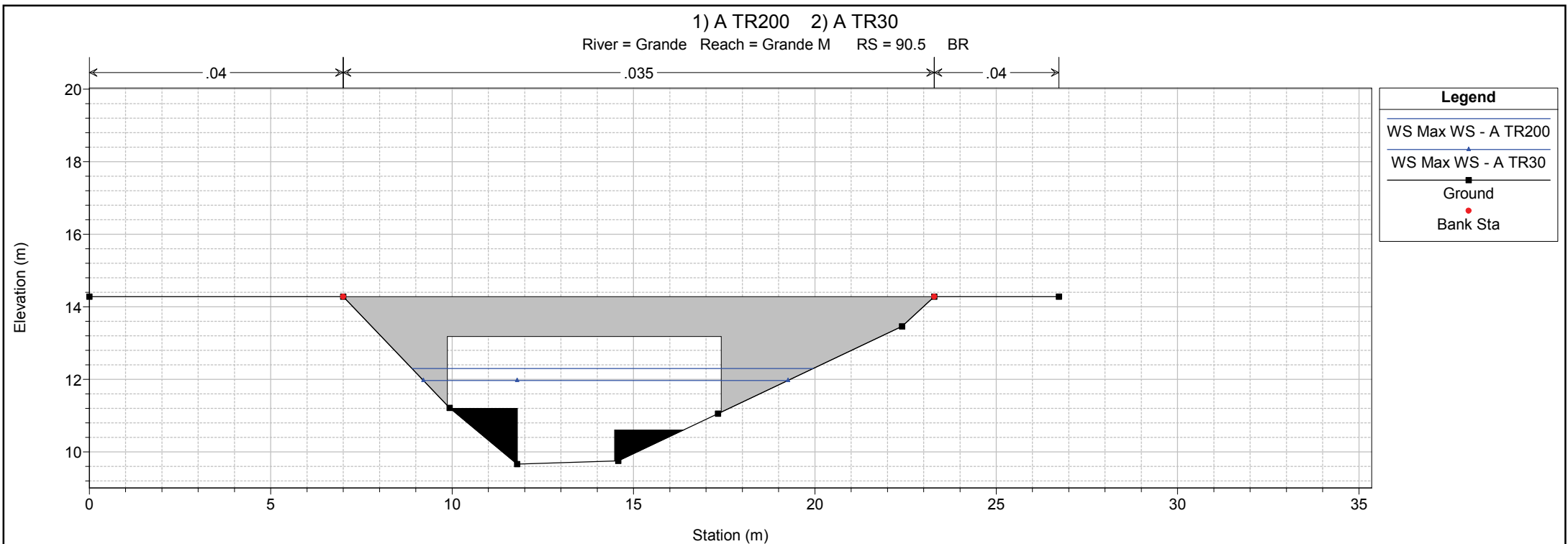


1 cm Horiz. = 1.5 m 1 cm Vert. = 1.5 m





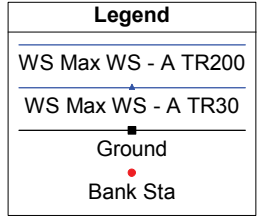
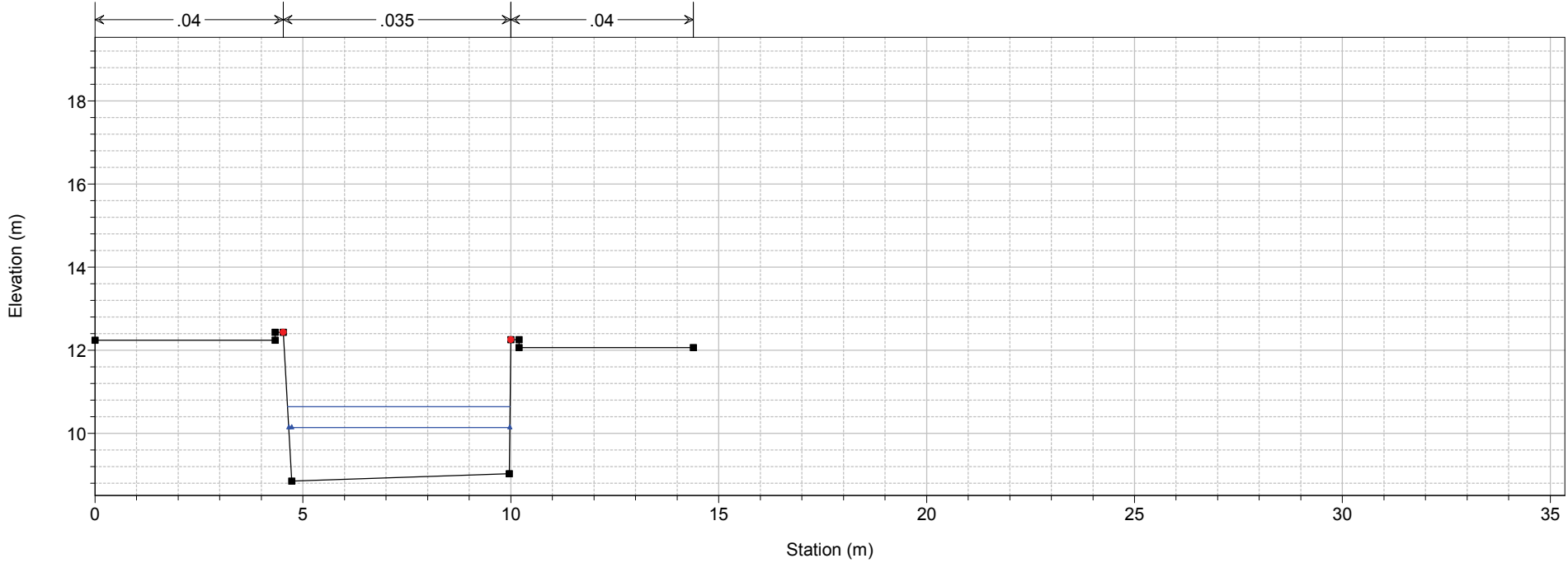
1 cm Horiz. = 1.5 m 1 cm Vert. = 1.5 m



1 cm Horiz. = 1.5 m 1 cm Vert. = 1.5 m

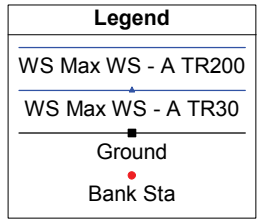
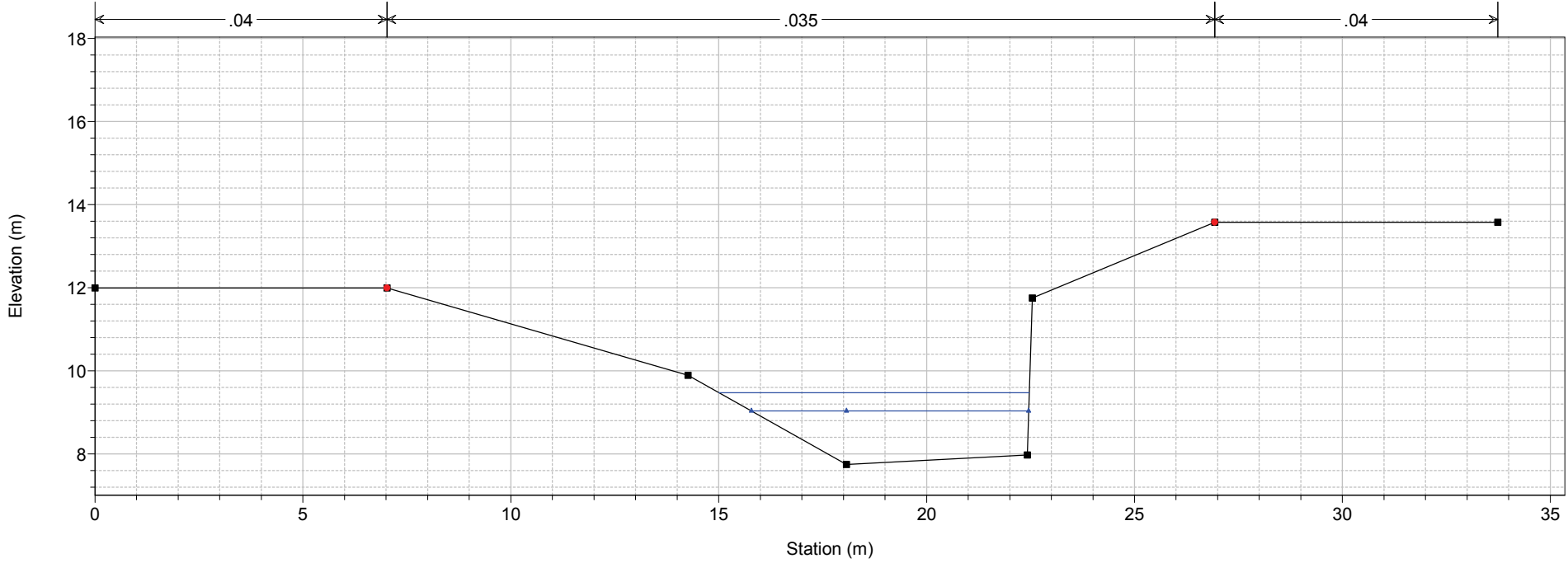
1) A TR200 2) A TR30

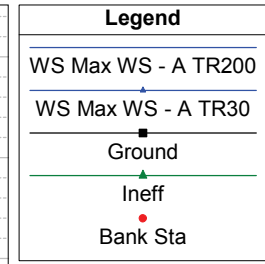
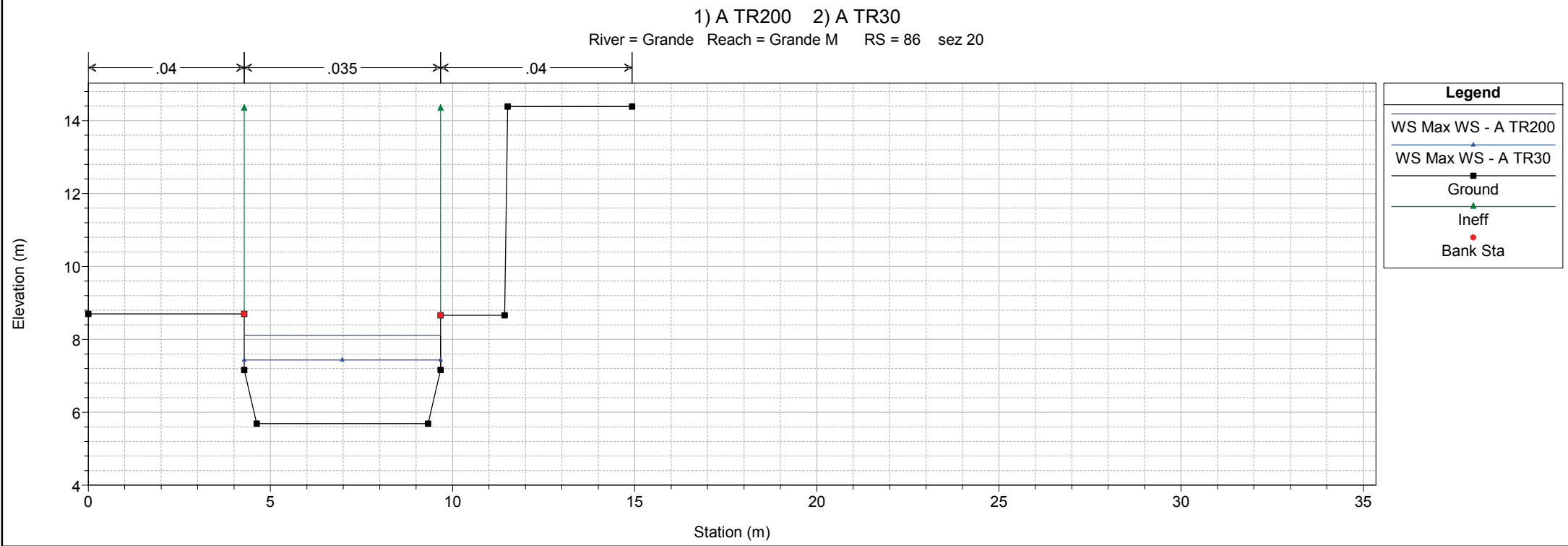
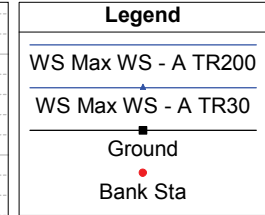
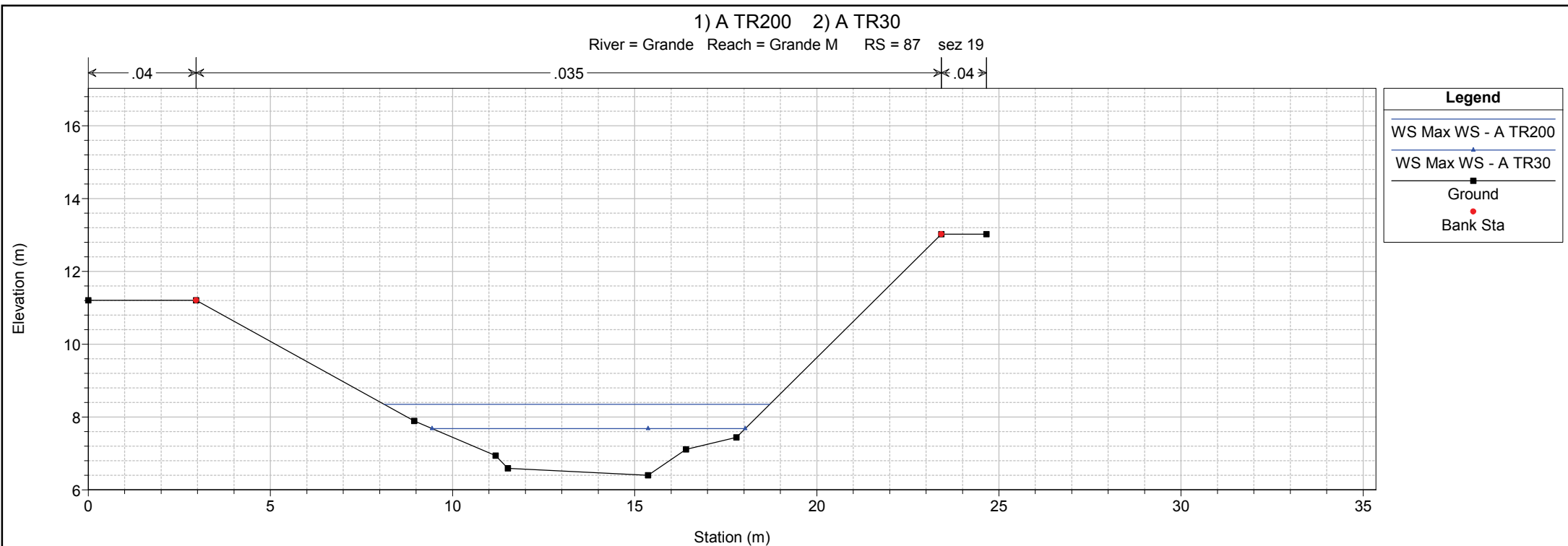
River = Grande Reach = Grande M RS = 89 sez 17



1) A TR200 2) A TR30

River = Grande Reach = Grande M RS = 88 sez 18

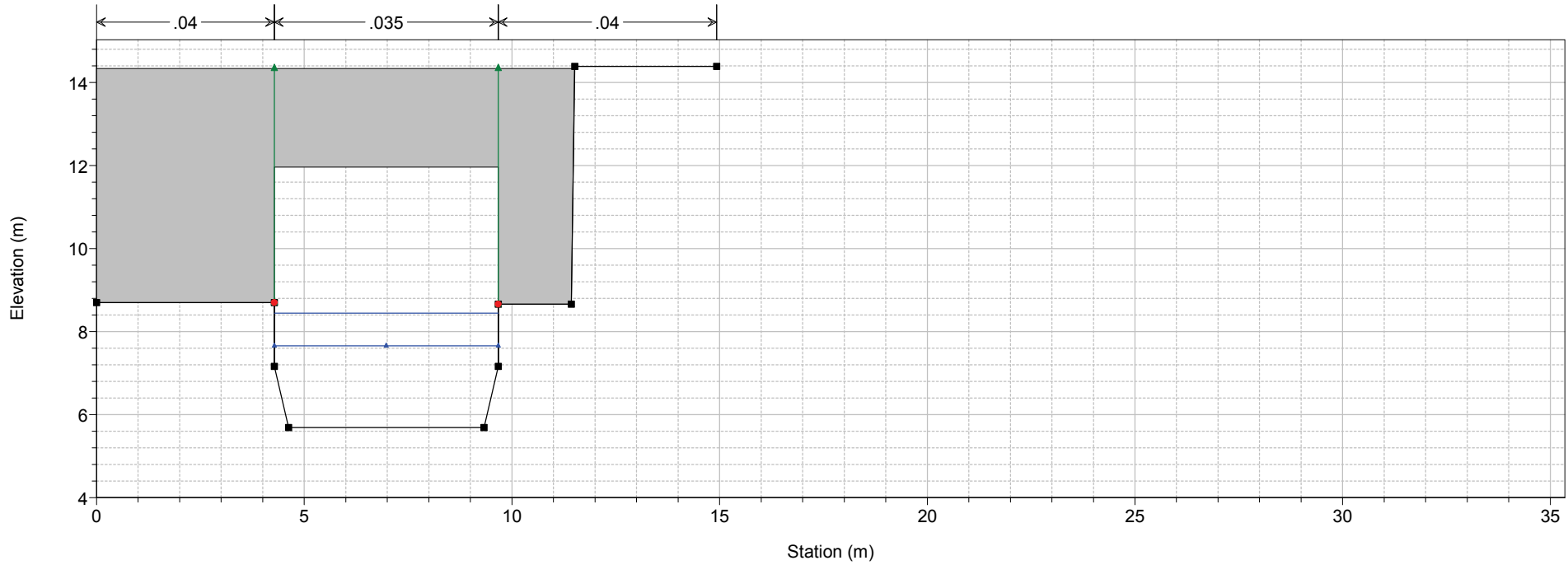




1 cm Horiz. = 1.5 m 1 cm Vert. = 1.5 m

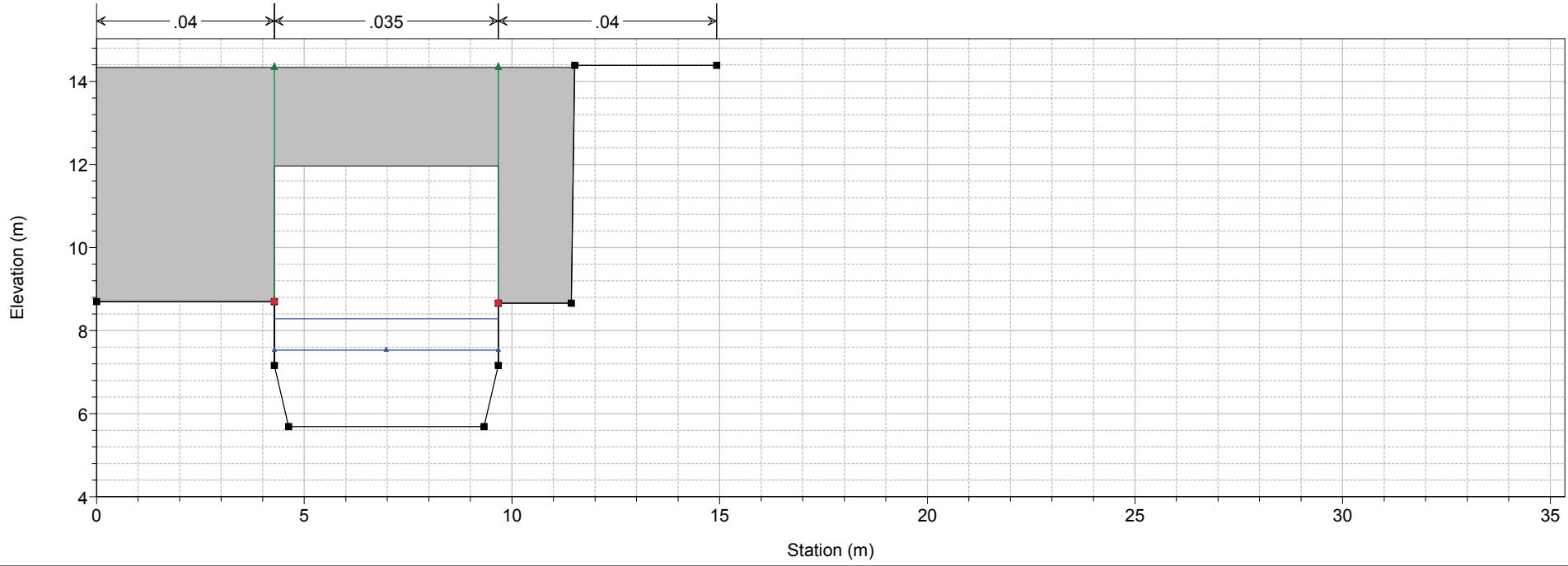
1) A TR200 2) A TR30

River = Grande Reach = Grande M RS = 85.5 BR

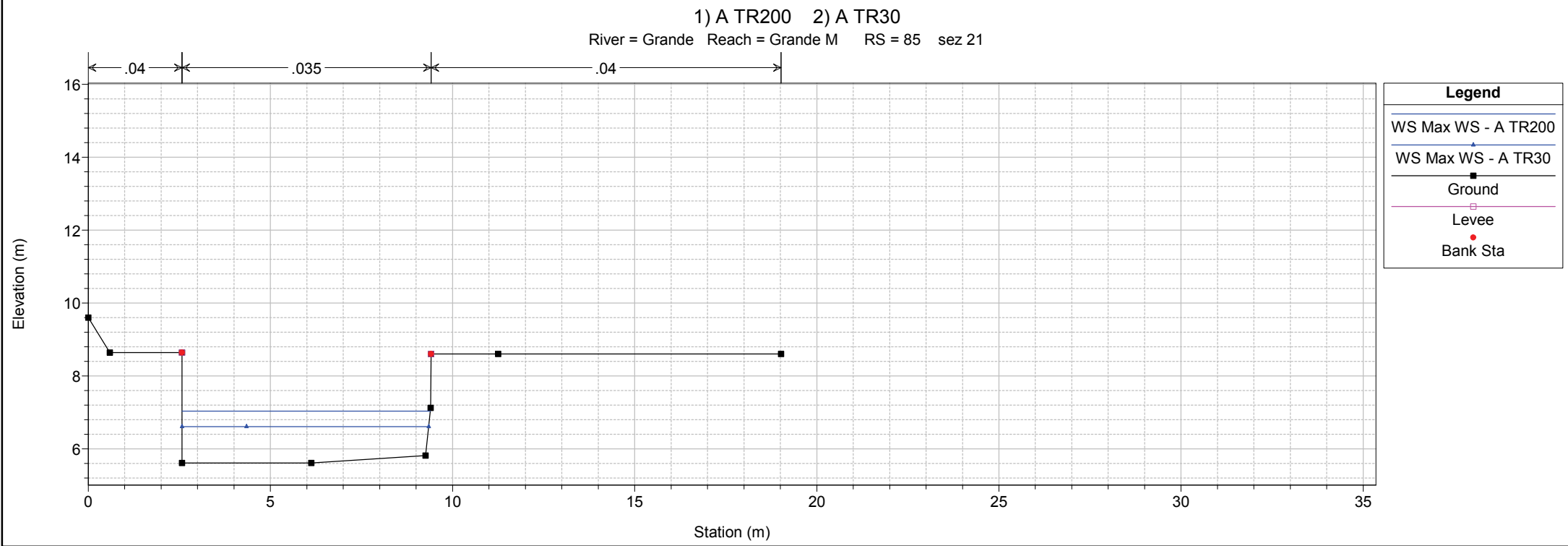
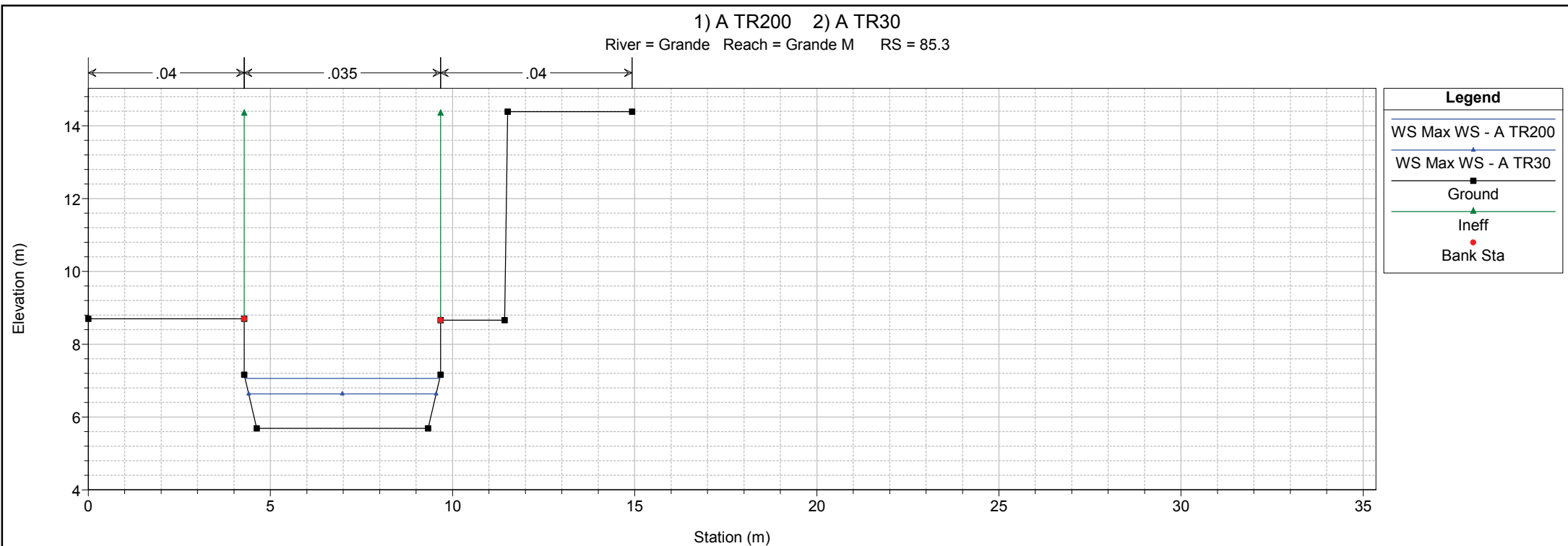


1) A TR200 2) A TR30

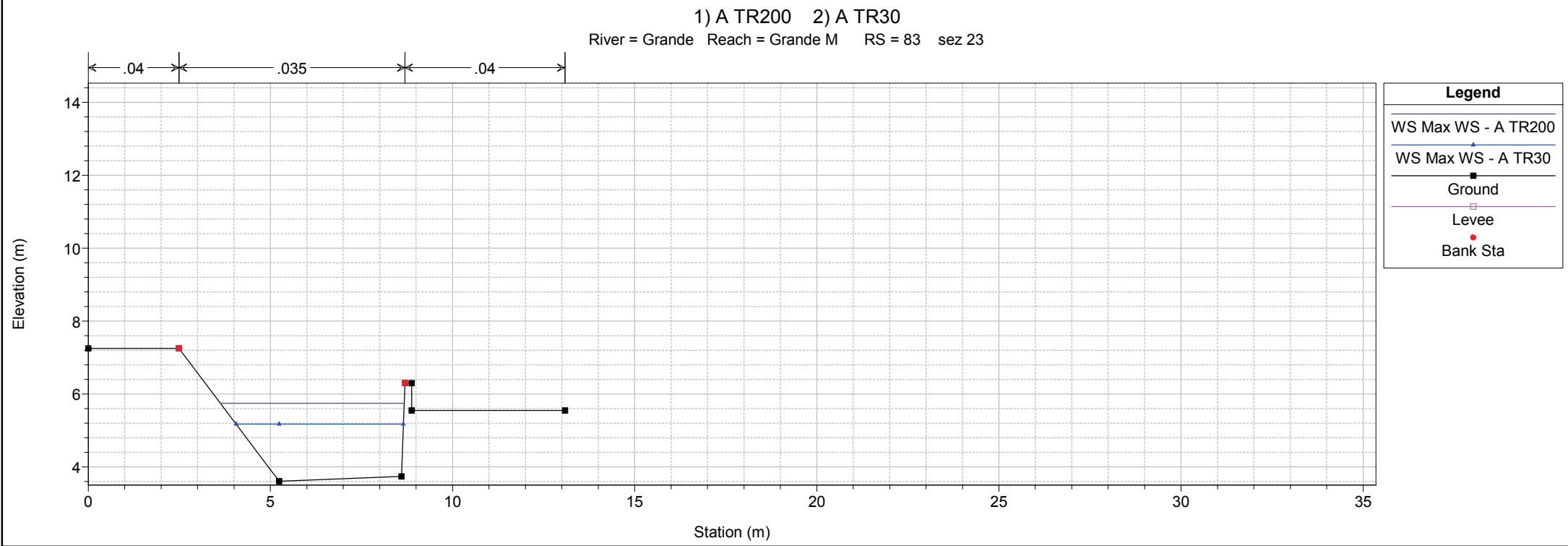
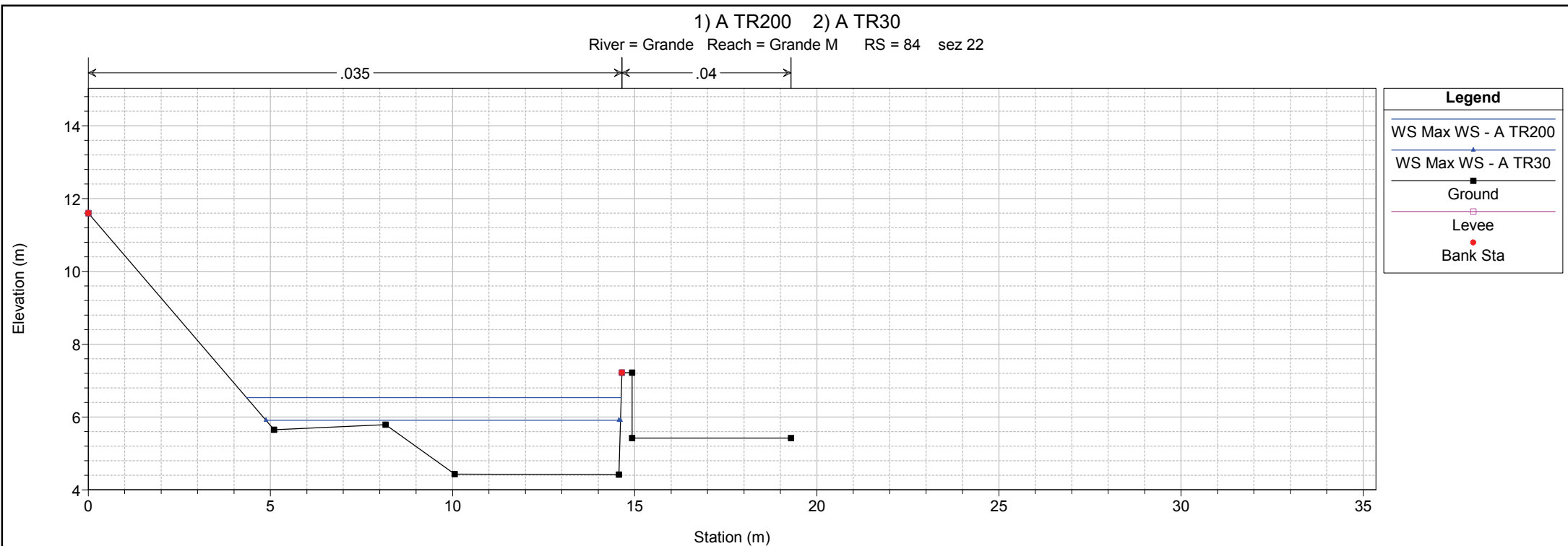
River = Grande Reach = Grande M RS = 85.5 BR



1 cm Horiz. = 1.5 m 1 cm Vert. = 1.5 m

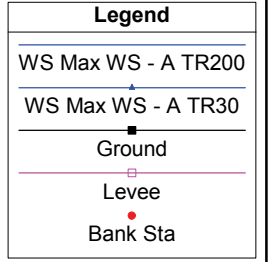
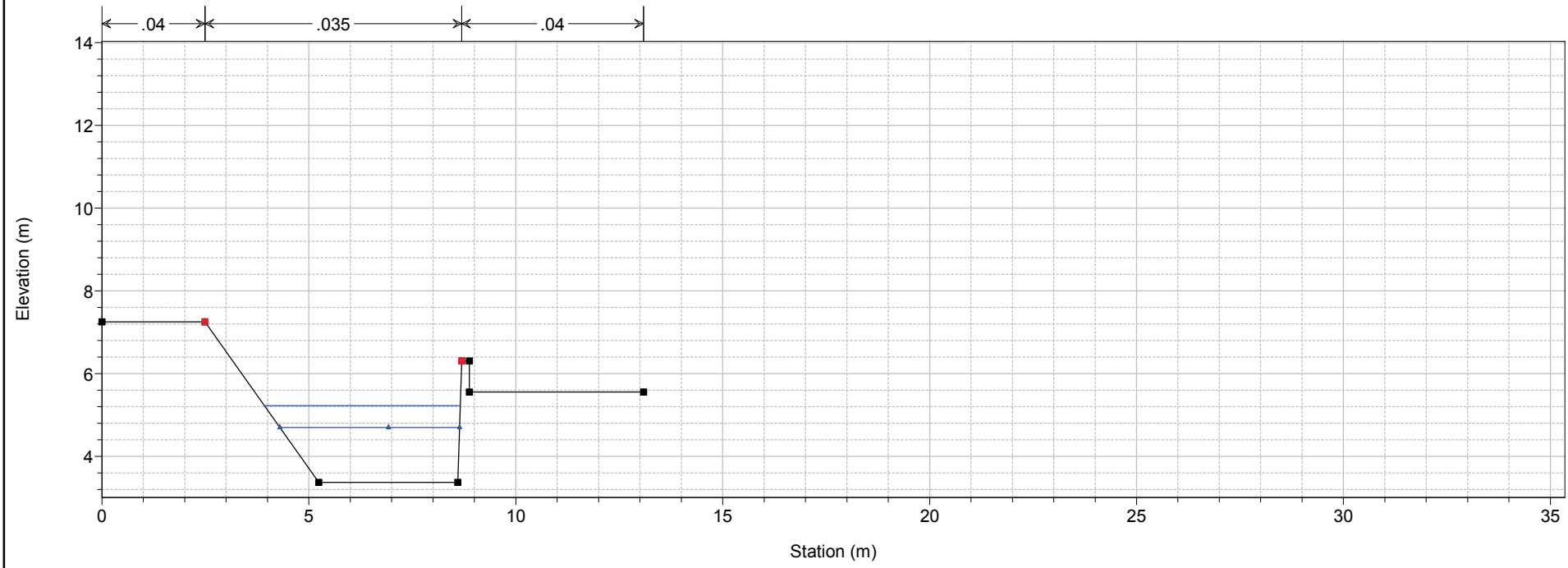


1 cm Horiz. = 1.5 m 1 cm Vert. = 1.5 m

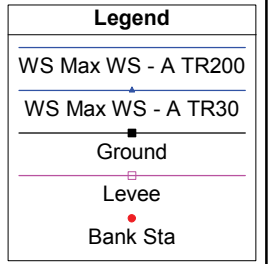
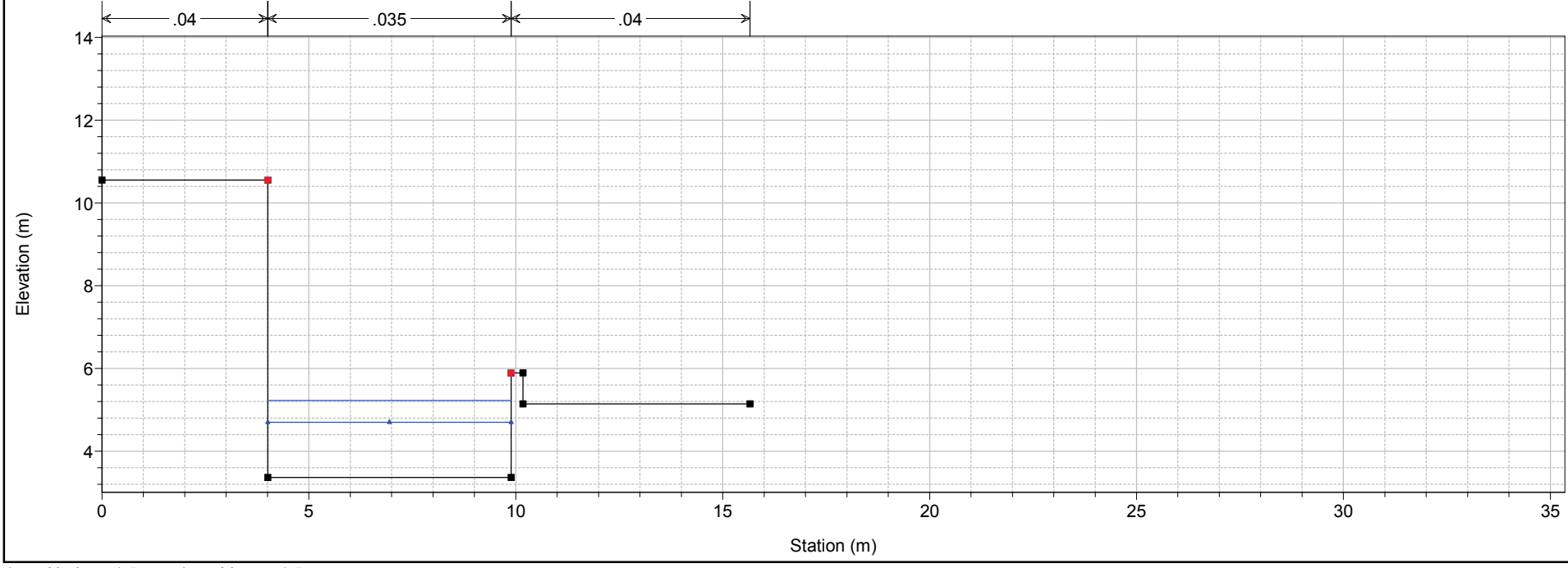


1 cm Horiz. = 1.5 m 1 cm Vert. = 1.5 m

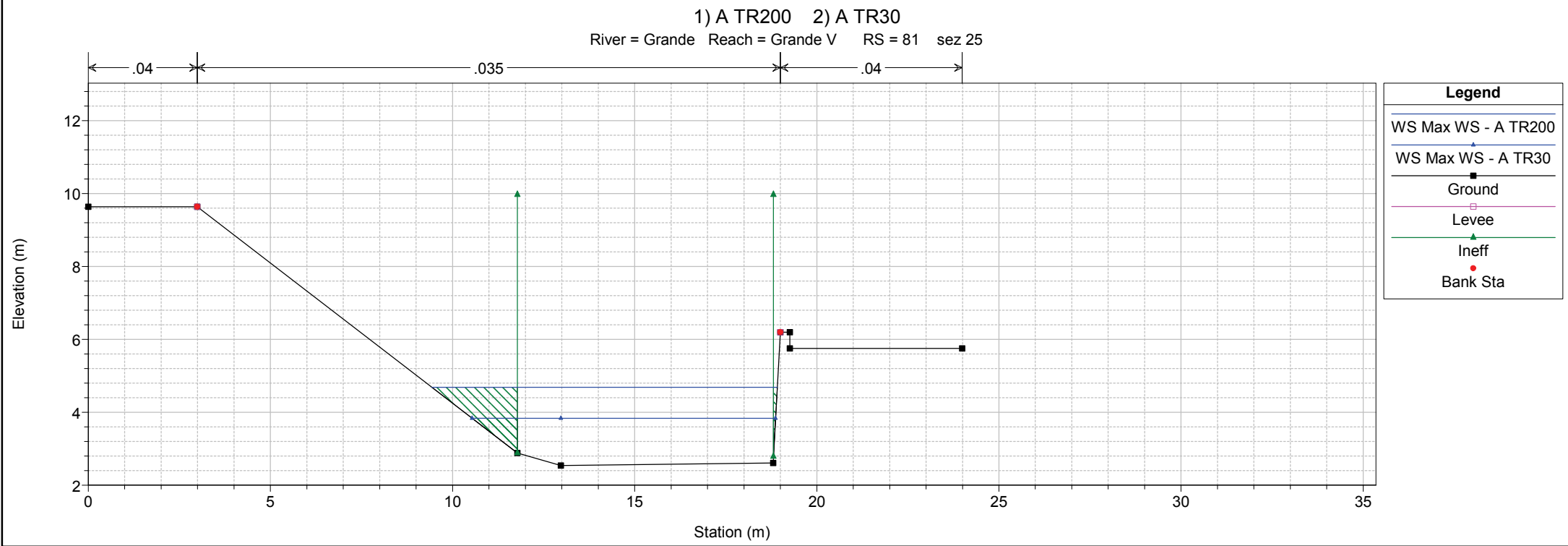
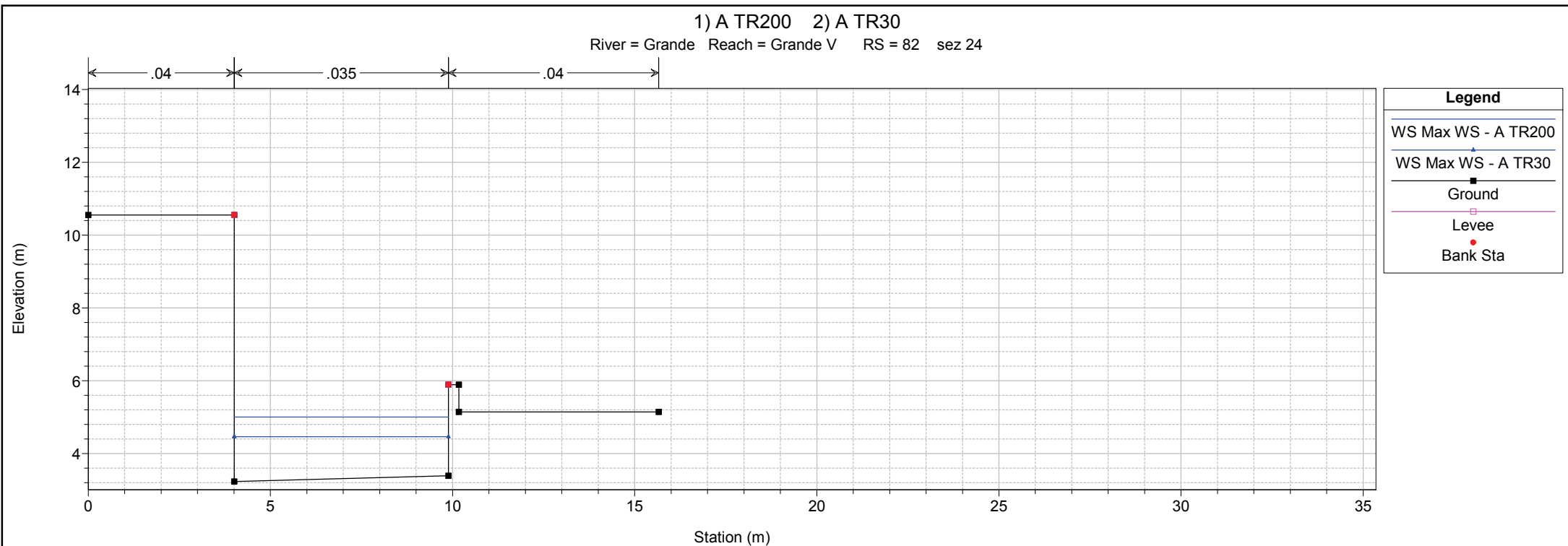
1) A TR200 2) A TR30
 River = Grande Reach = Grande M RS = 82.9 sez 23



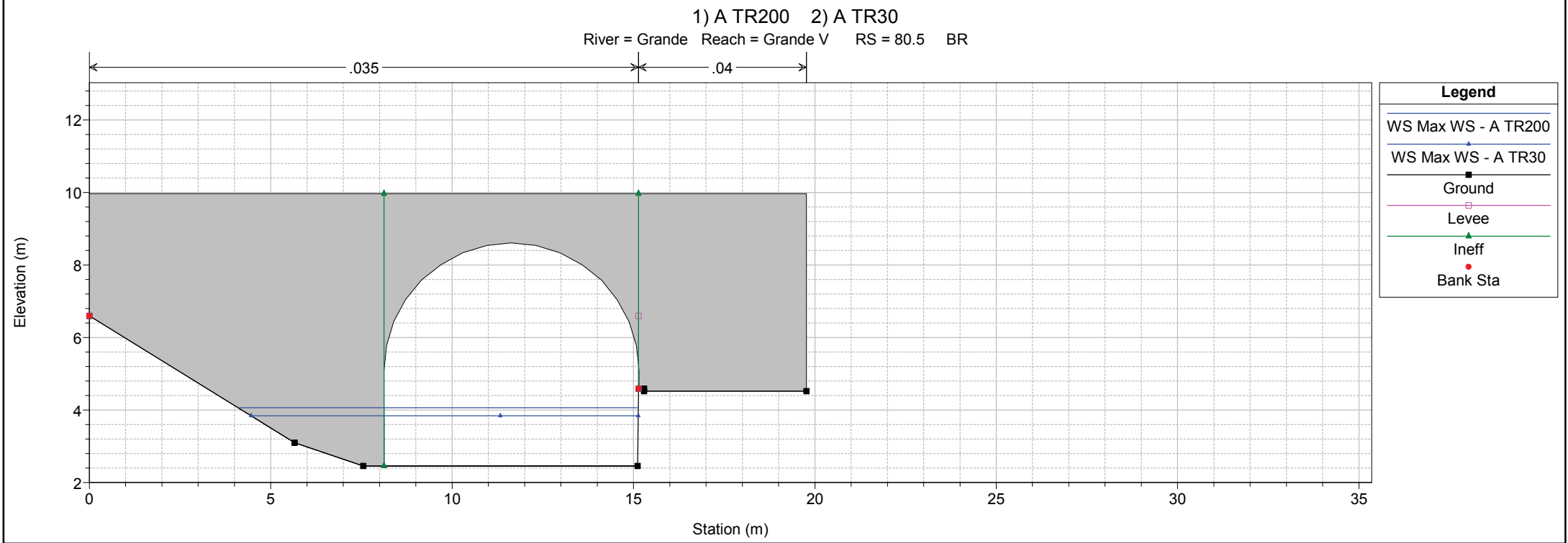
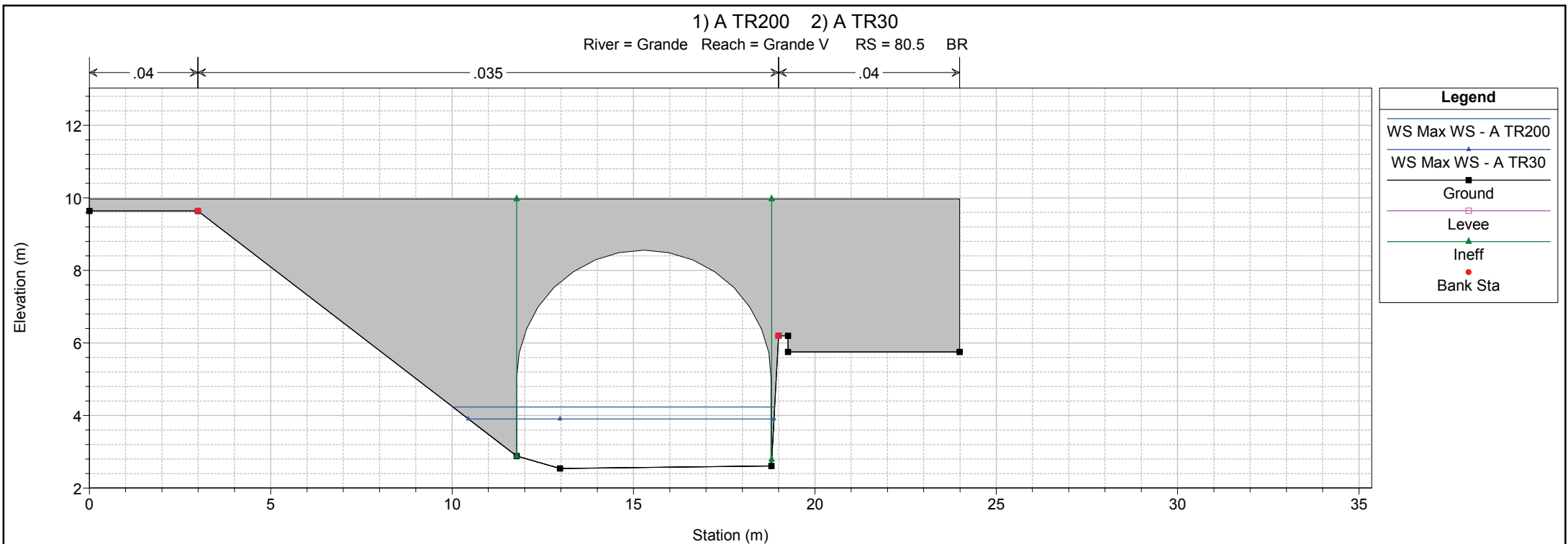
1) A TR200 2) A TR30
 River = Grande Reach = Grande V RS = 82.1 sez 24



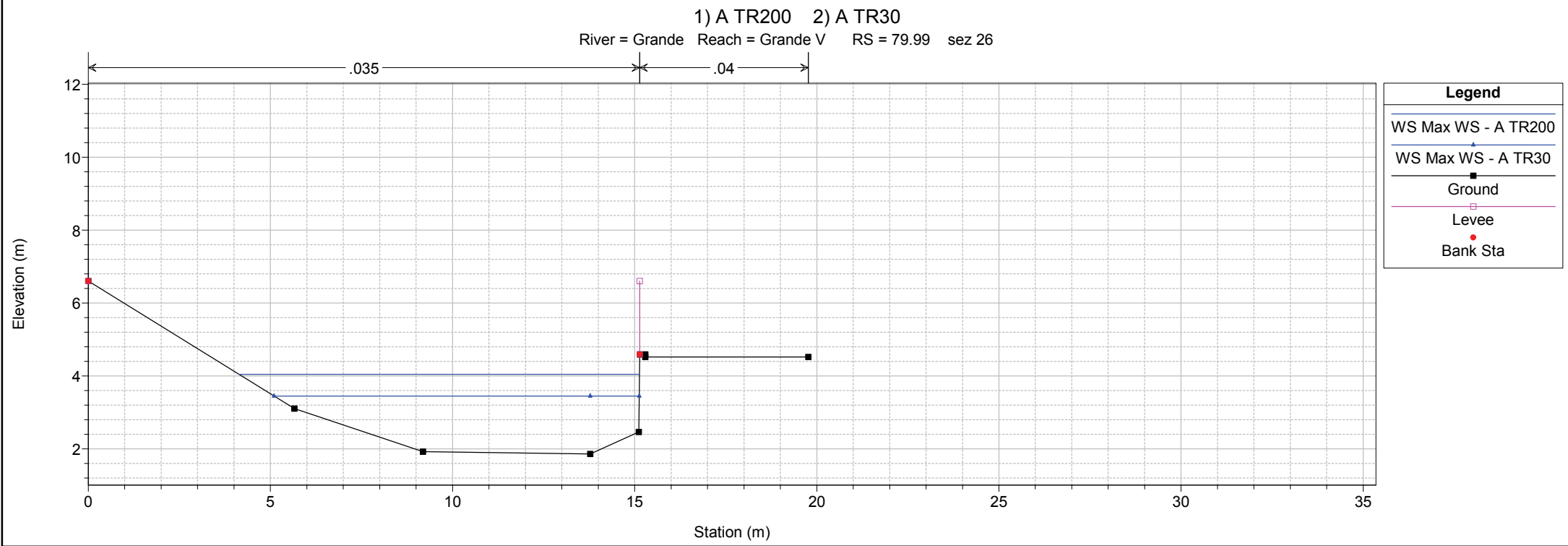
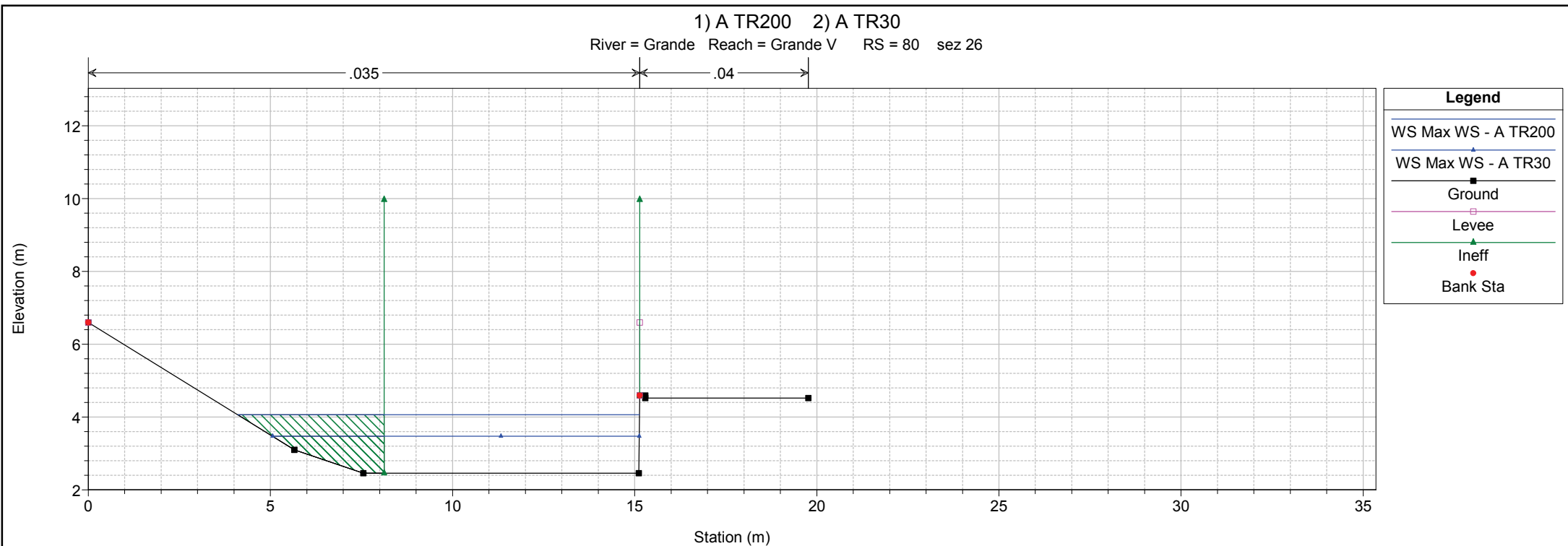
1 cm Horiz. = 1.5 m 1 cm Vert. = 1.5 m



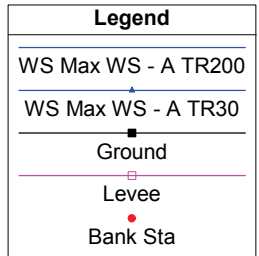
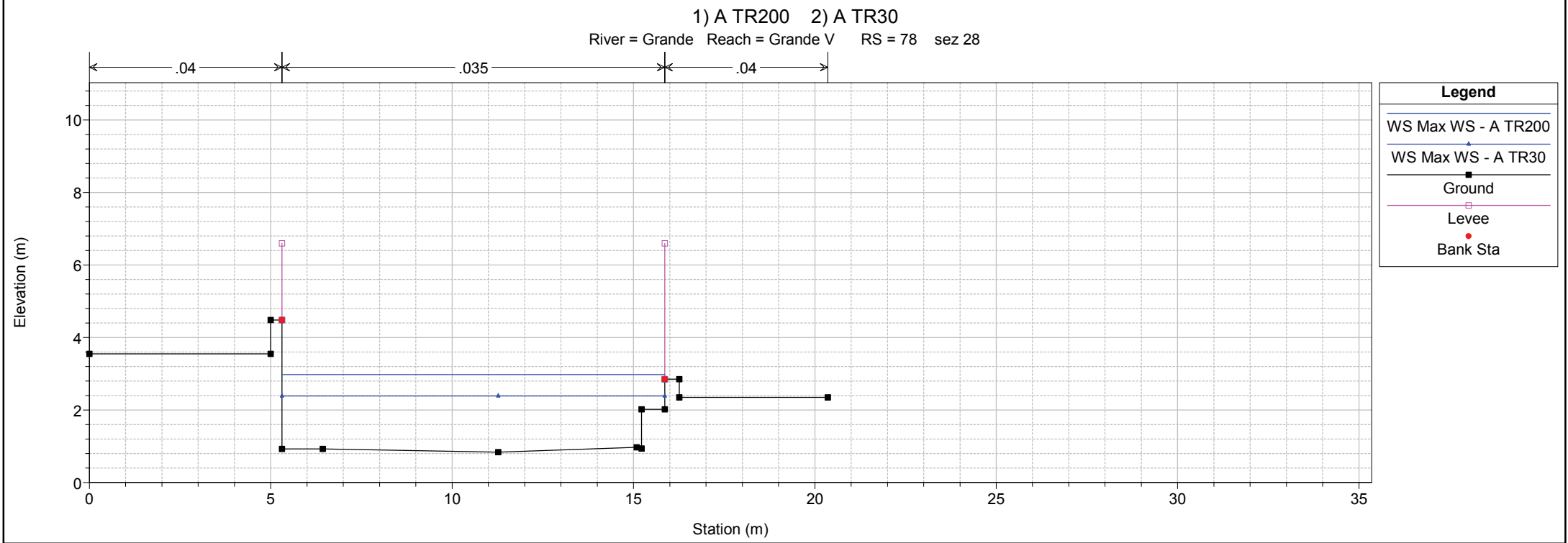
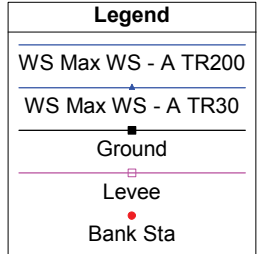
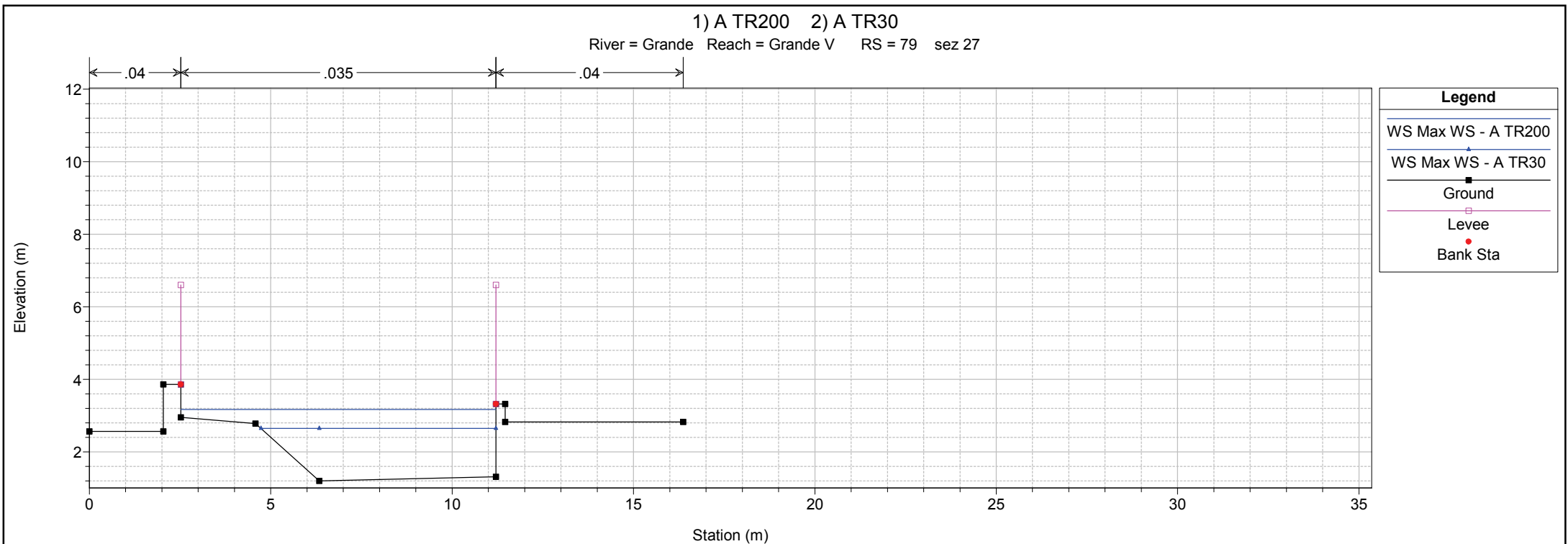
1 cm Horiz. = 1.5 m 1 cm Vert. = 1.5 m



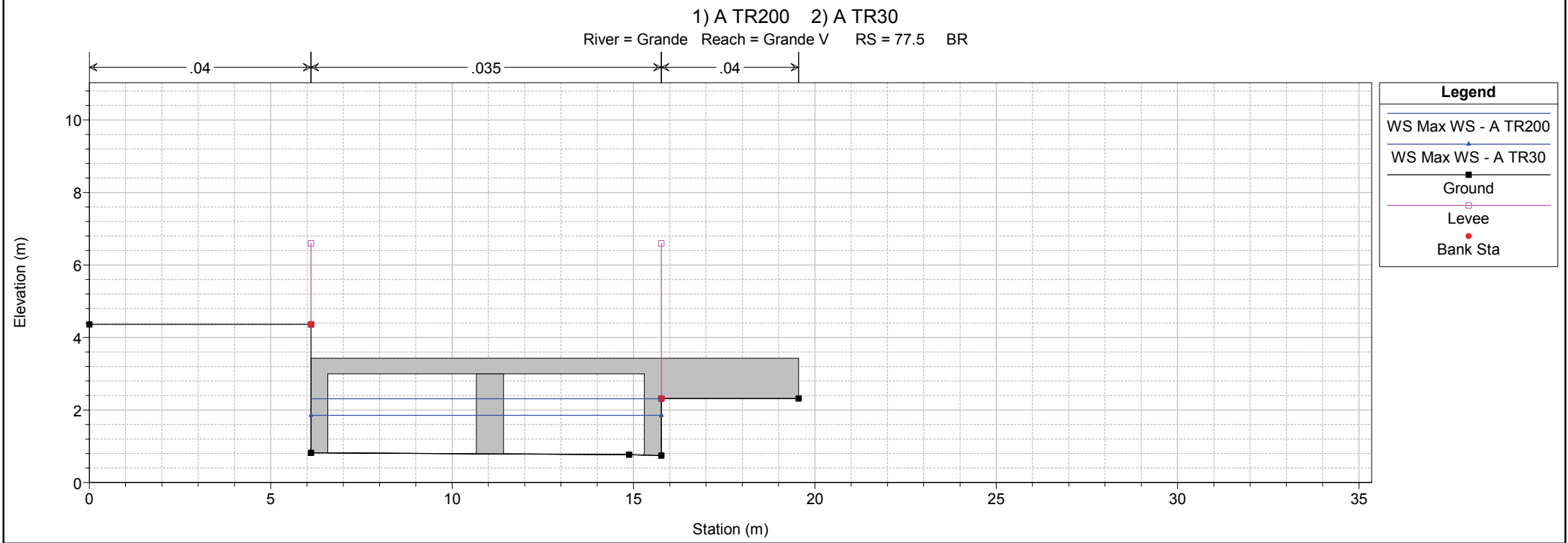
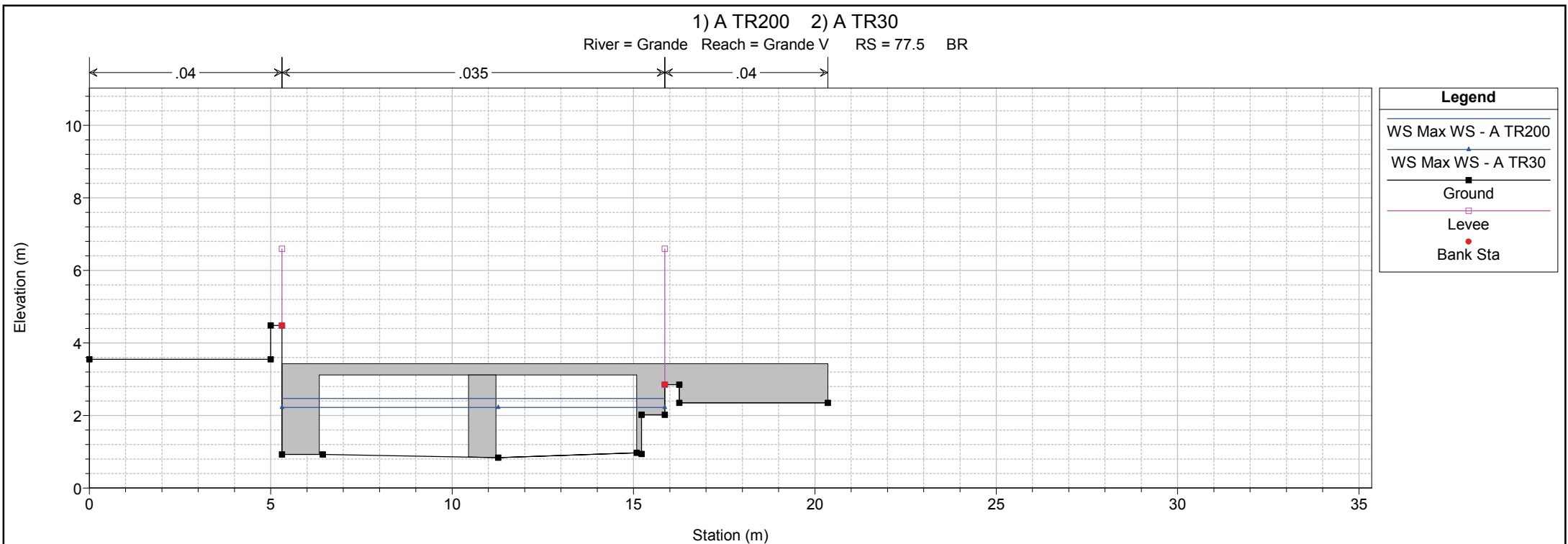
1 cm Horiz. = 1.5 m 1 cm Vert. = 1.5 m



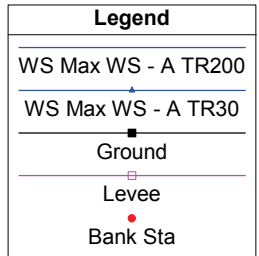
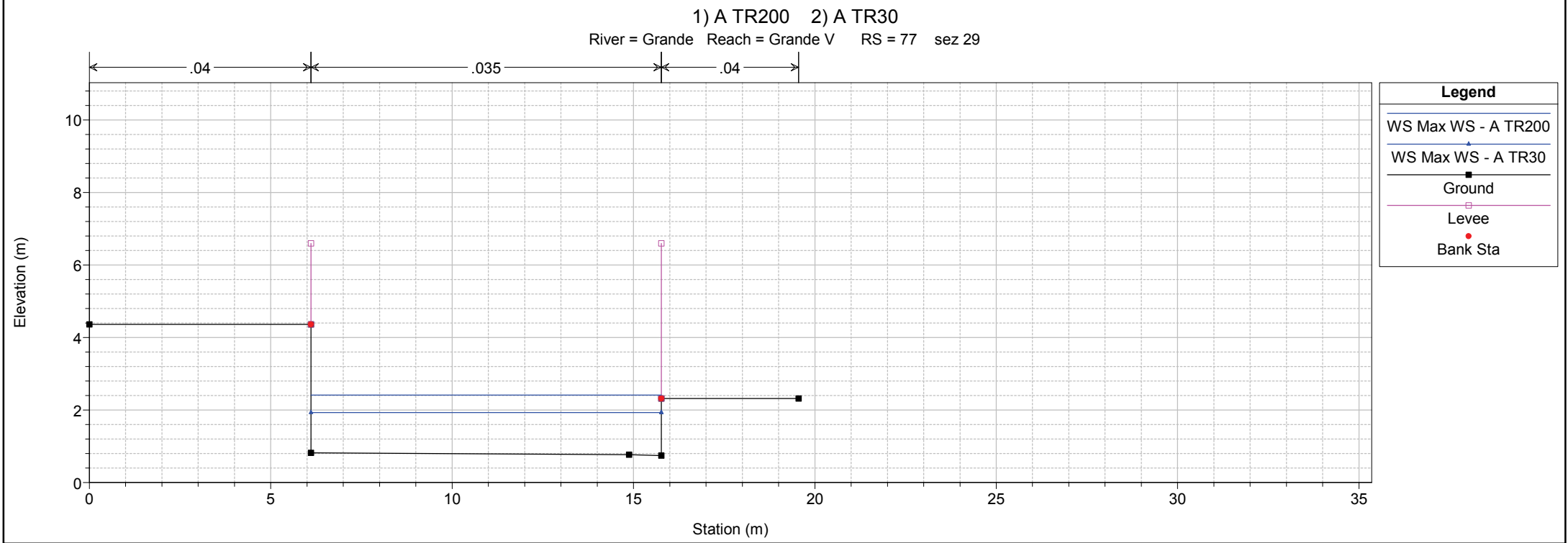
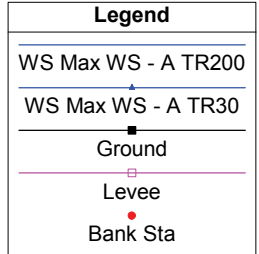
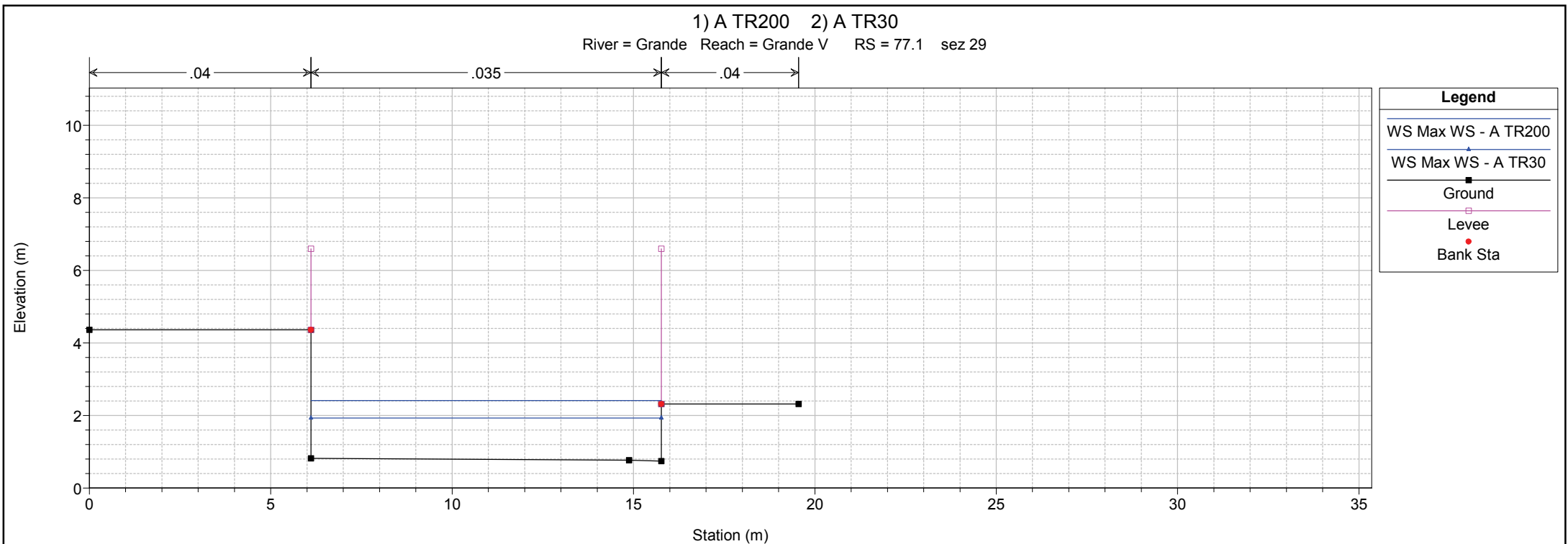
1 cm Horiz. = 1.5 m 1 cm Vert. = 1.5 m



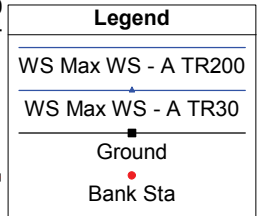
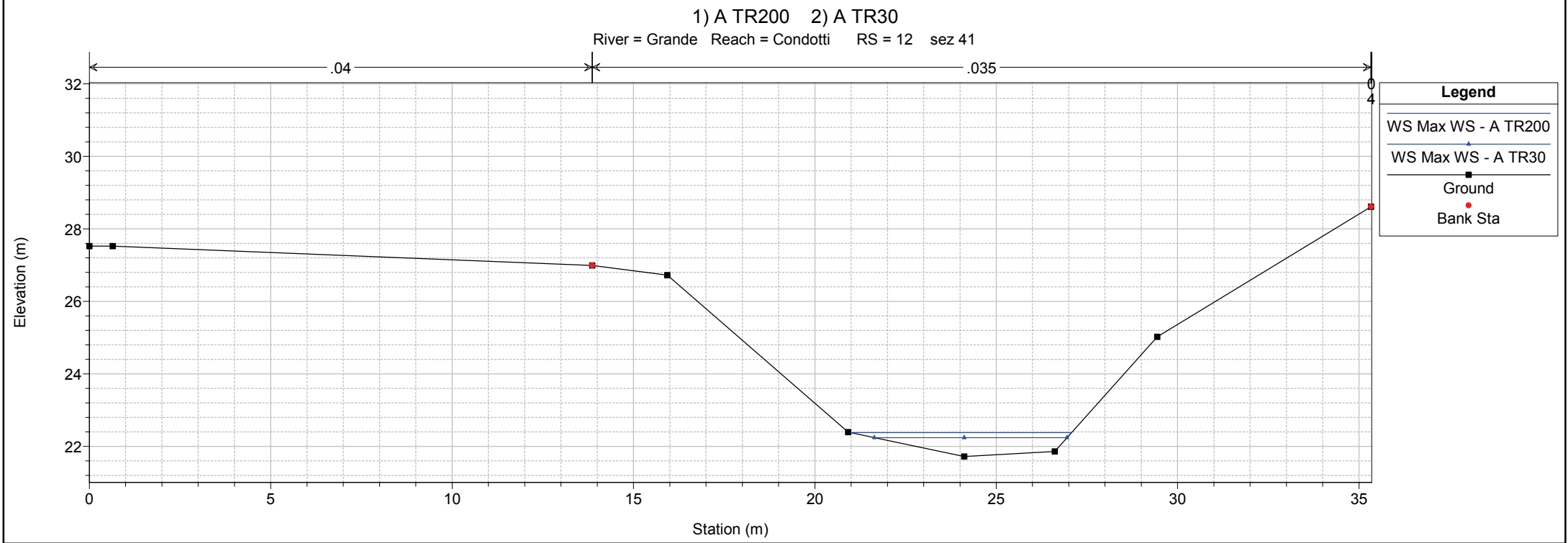
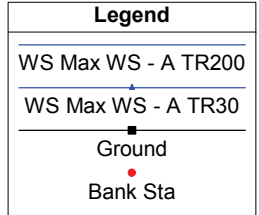
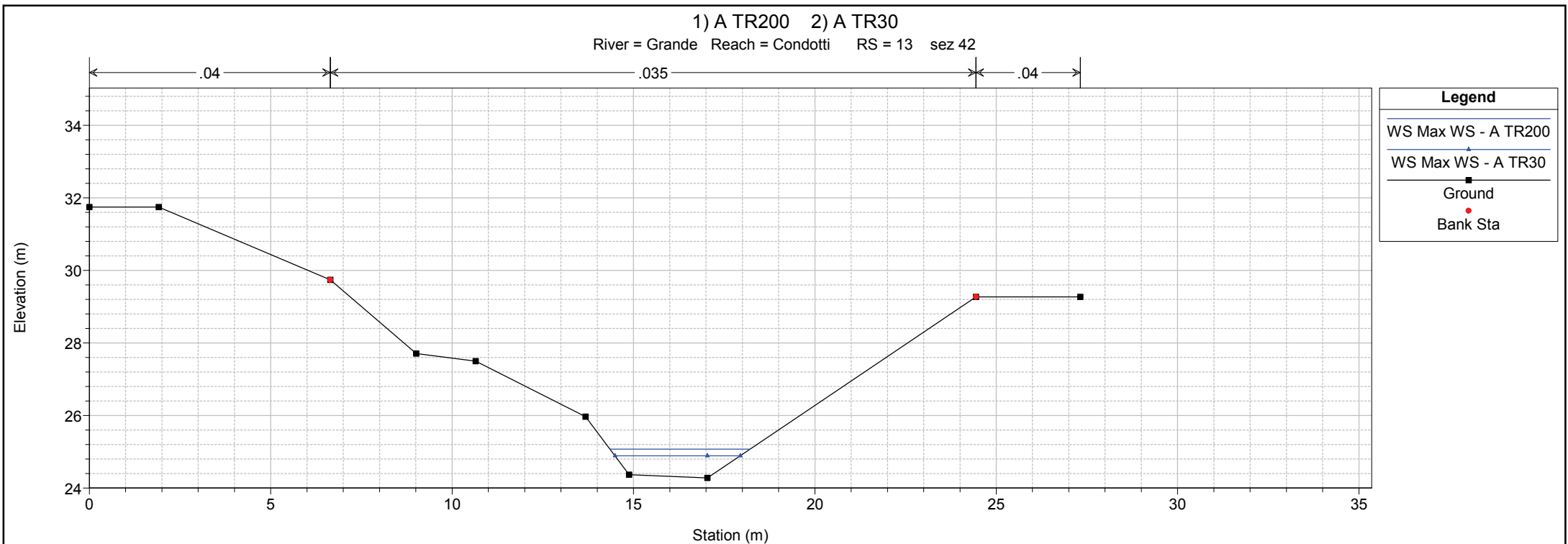
1 cm Horiz. = 1.5 m 1 cm Vert. = 1.5 m



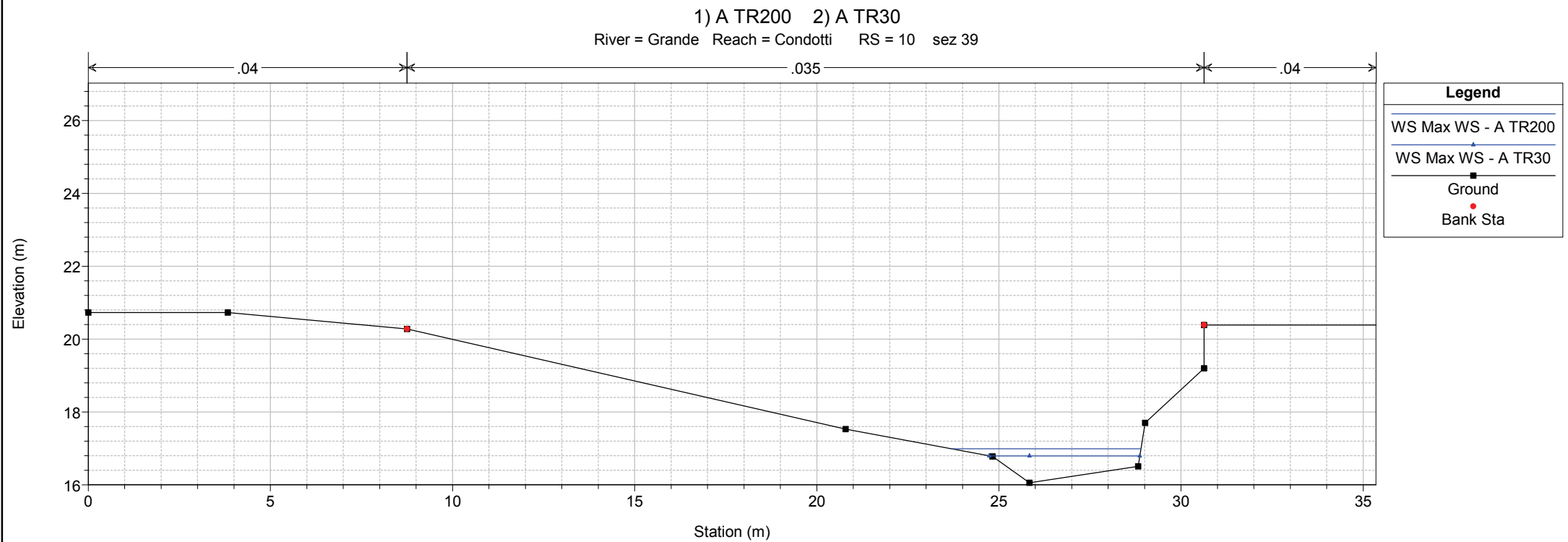
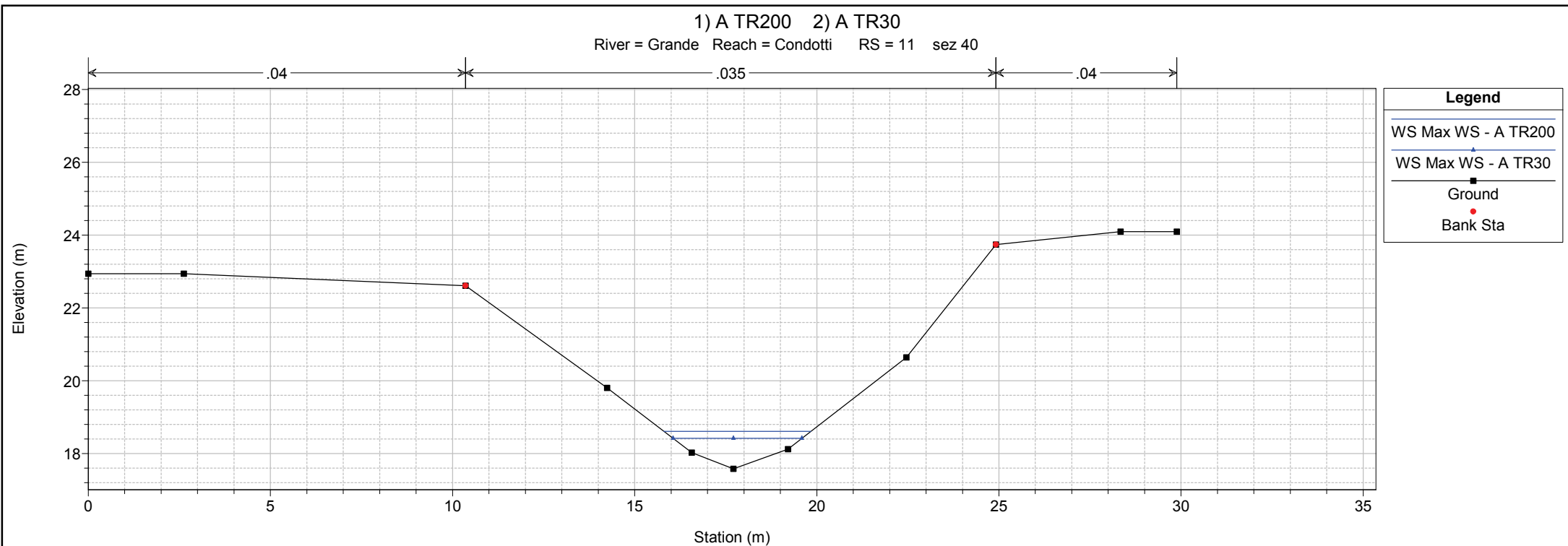
1 cm Horiz. = 1.5 m 1 cm Vert. = 1.5 m



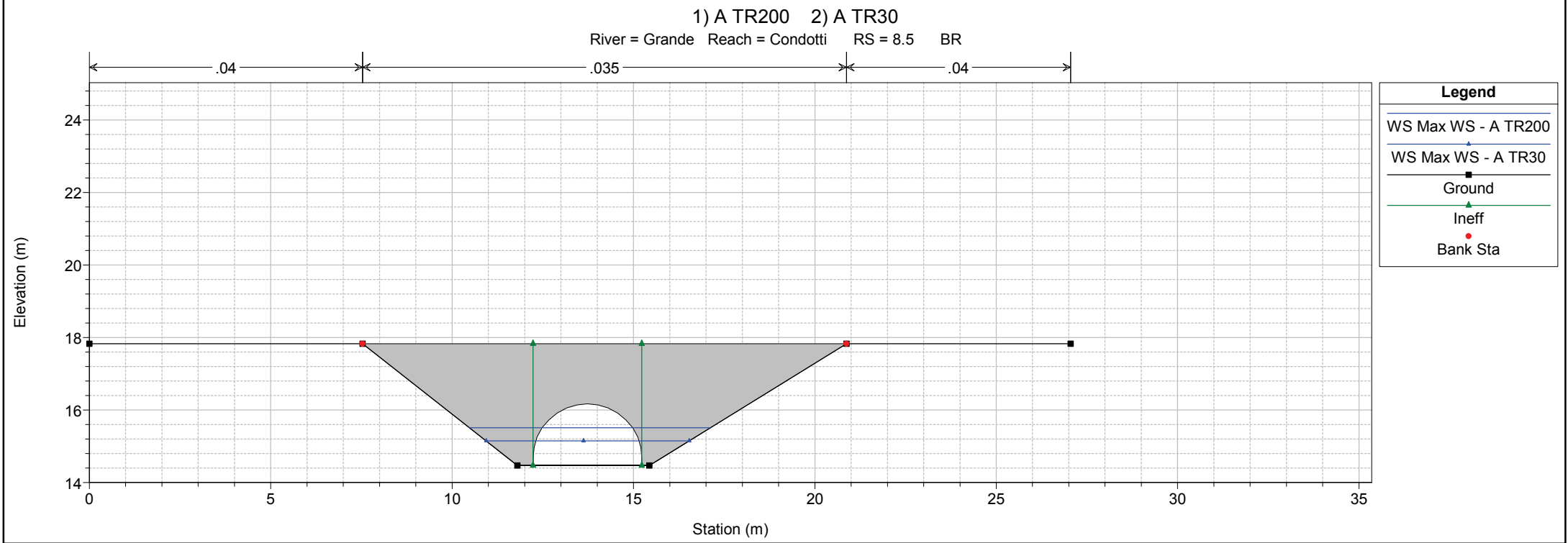
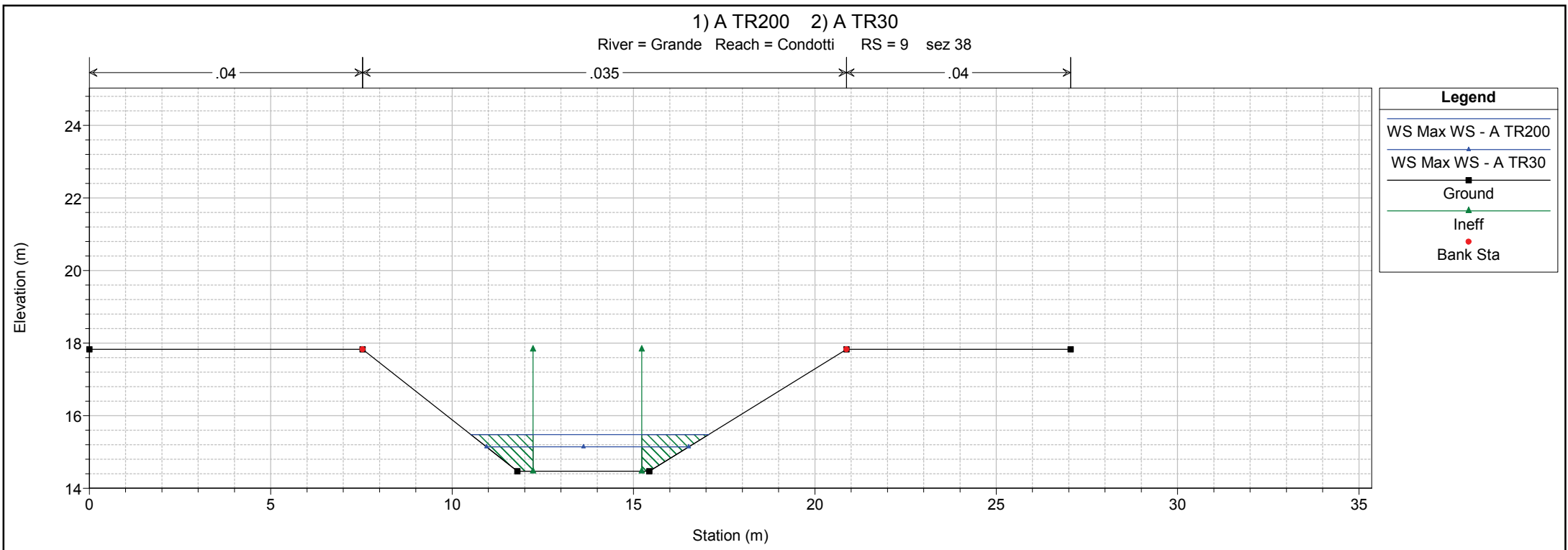
1 cm Horiz. = 1.5 m 1 cm Vert. = 1.5 m



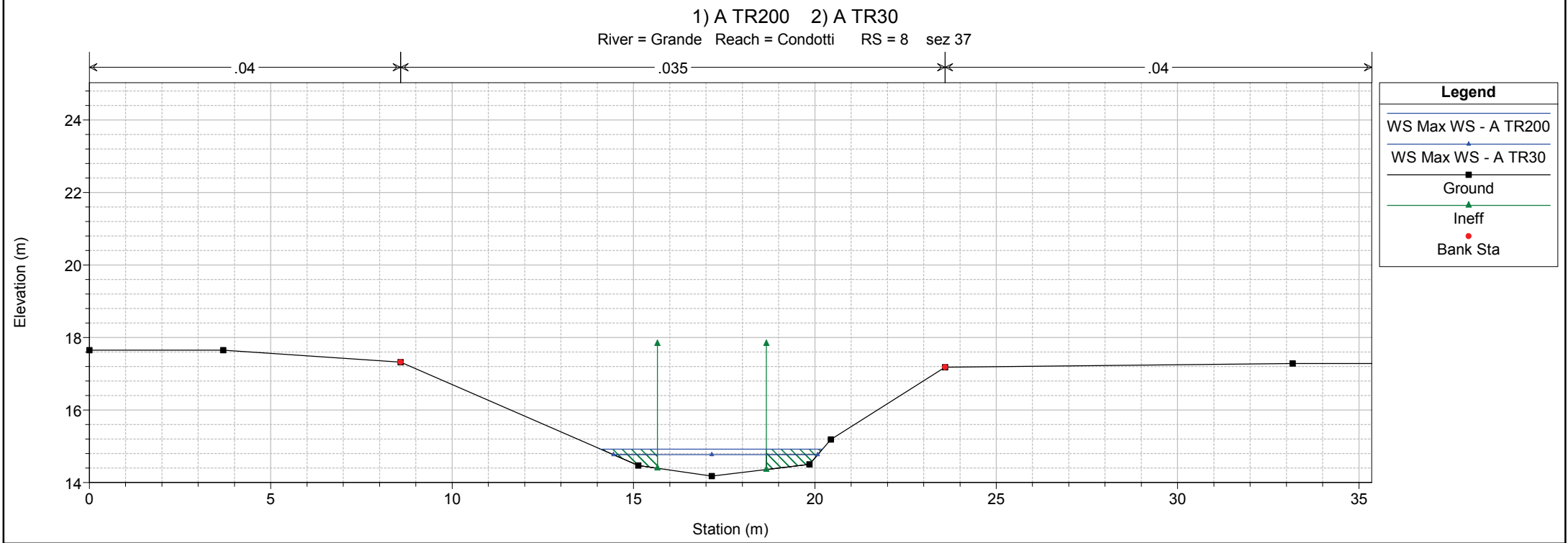
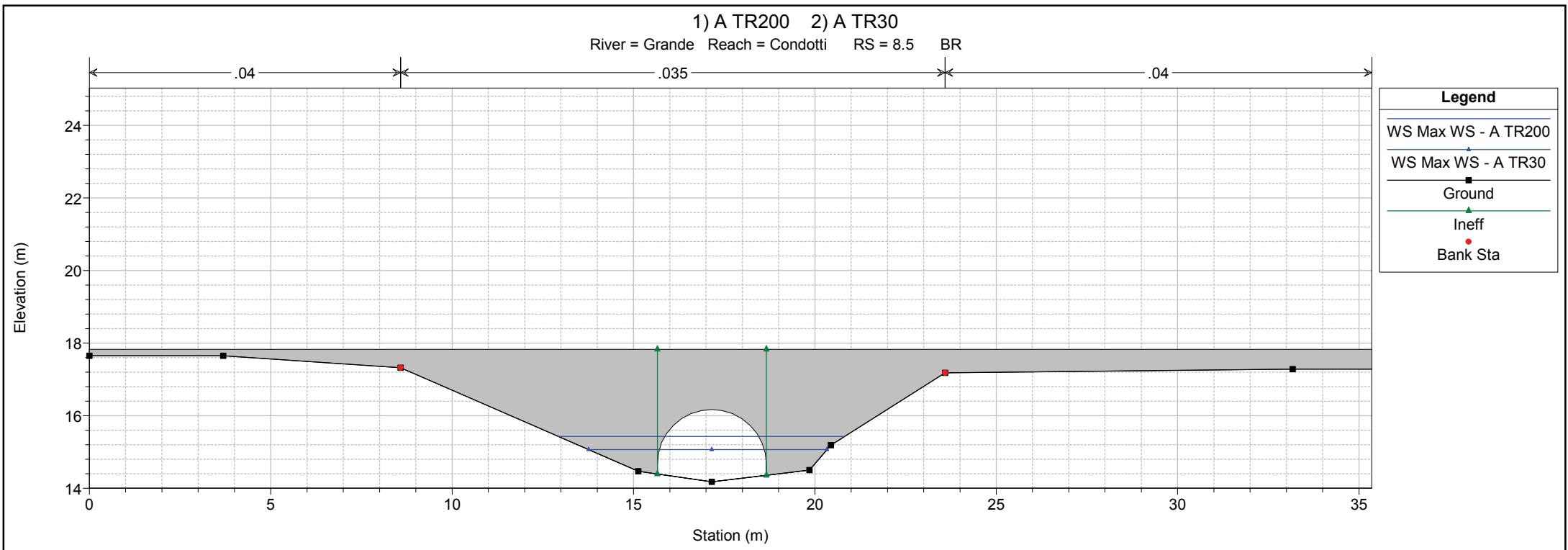
1 cm Horiz. = 1.5 m 1 cm Vert. = 1.5 m



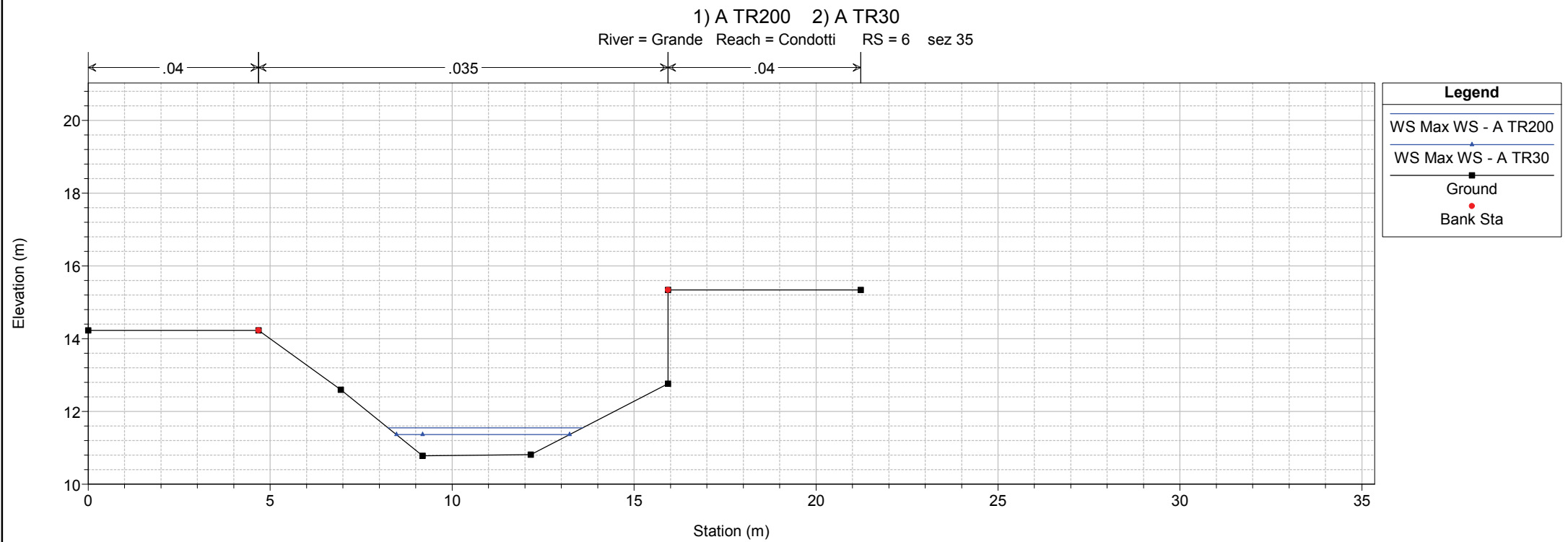
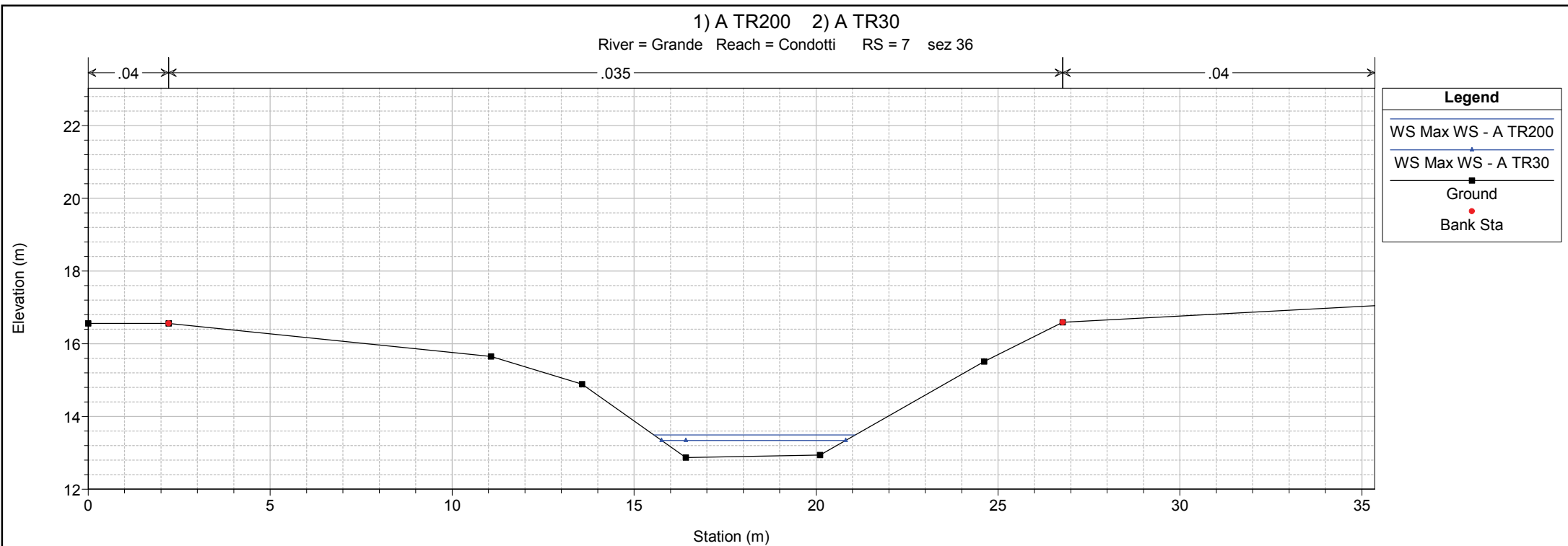
1 cm Horiz. = 1.5 m 1 cm Vert. = 1.5 m

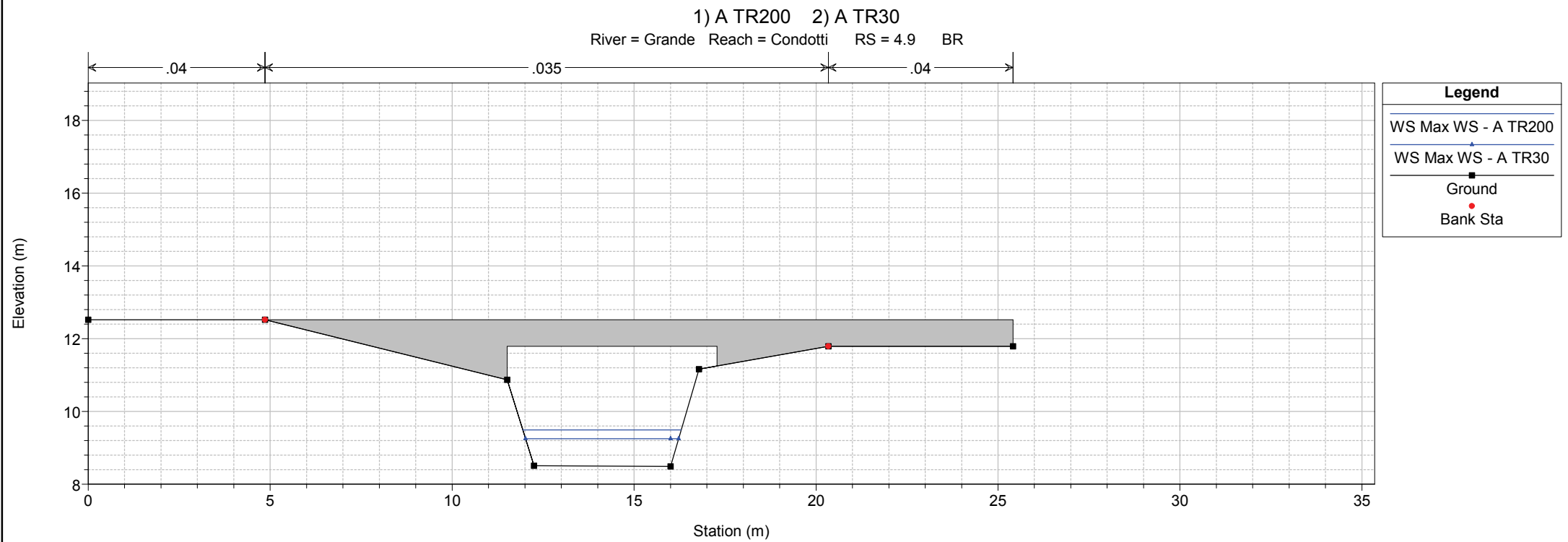
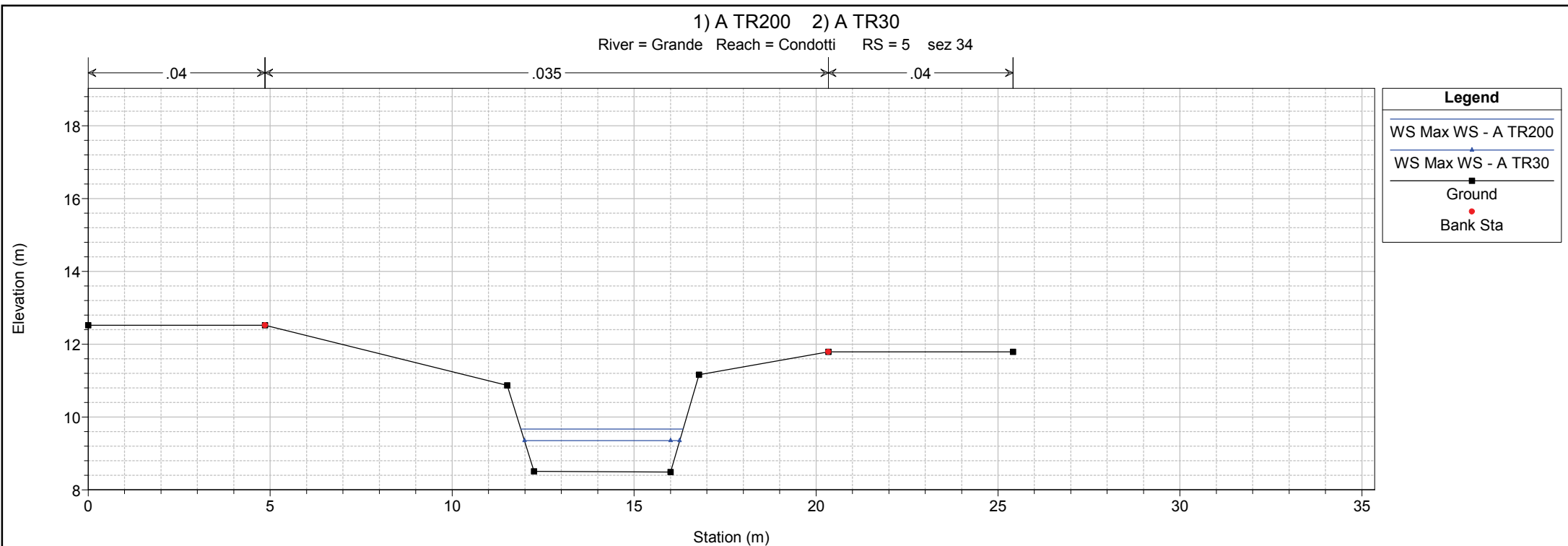


1 cm Horiz. = 1.5 m 1 cm Vert. = 1.5 m

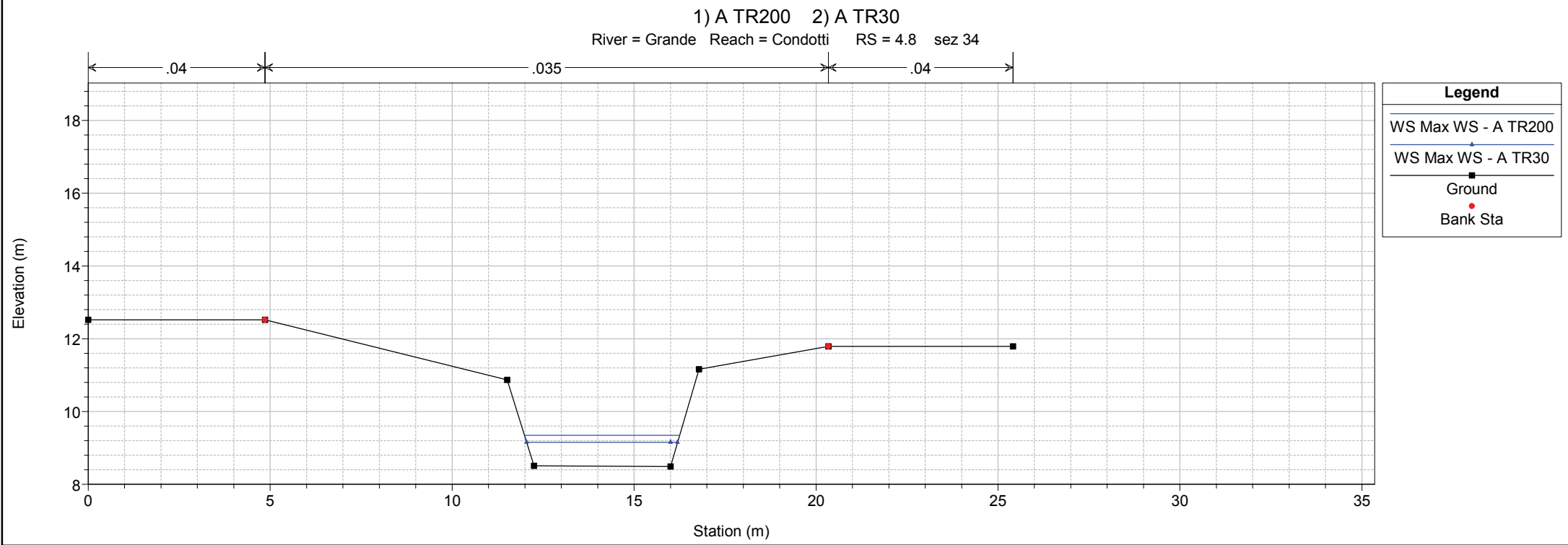
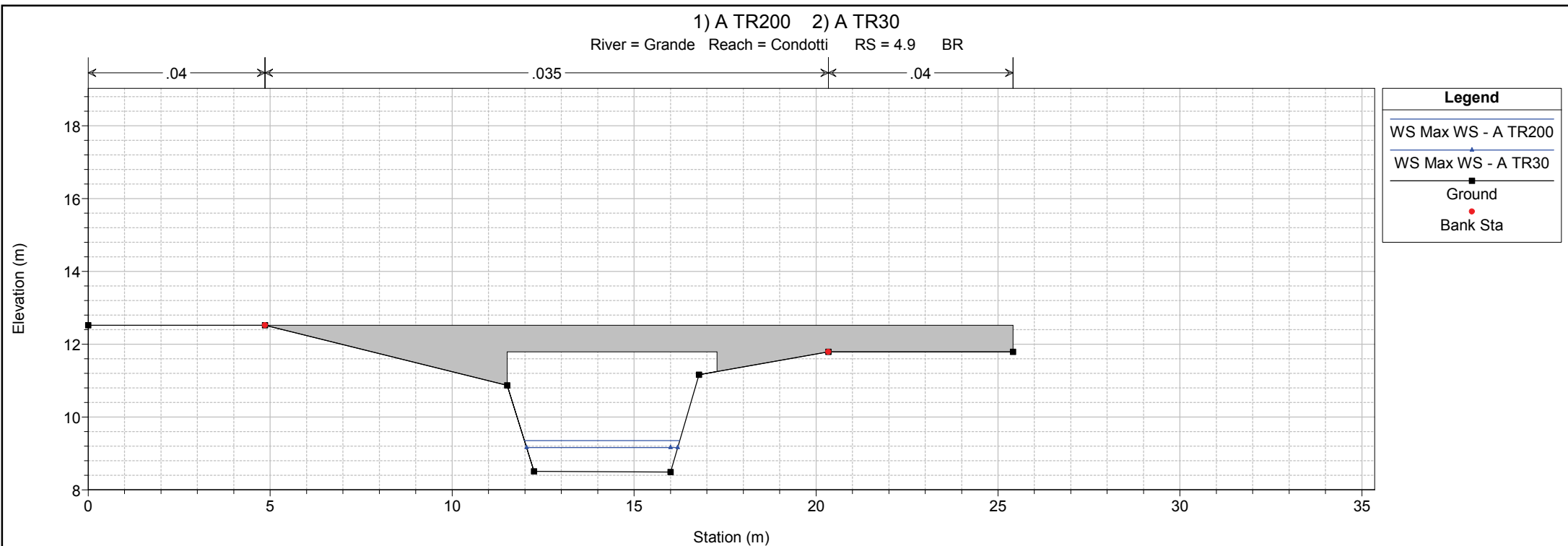


1 cm Horiz. = 1.5 m 1 cm Vert. = 1.5 m



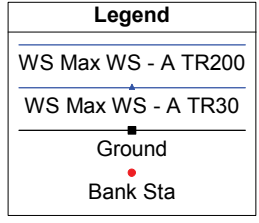
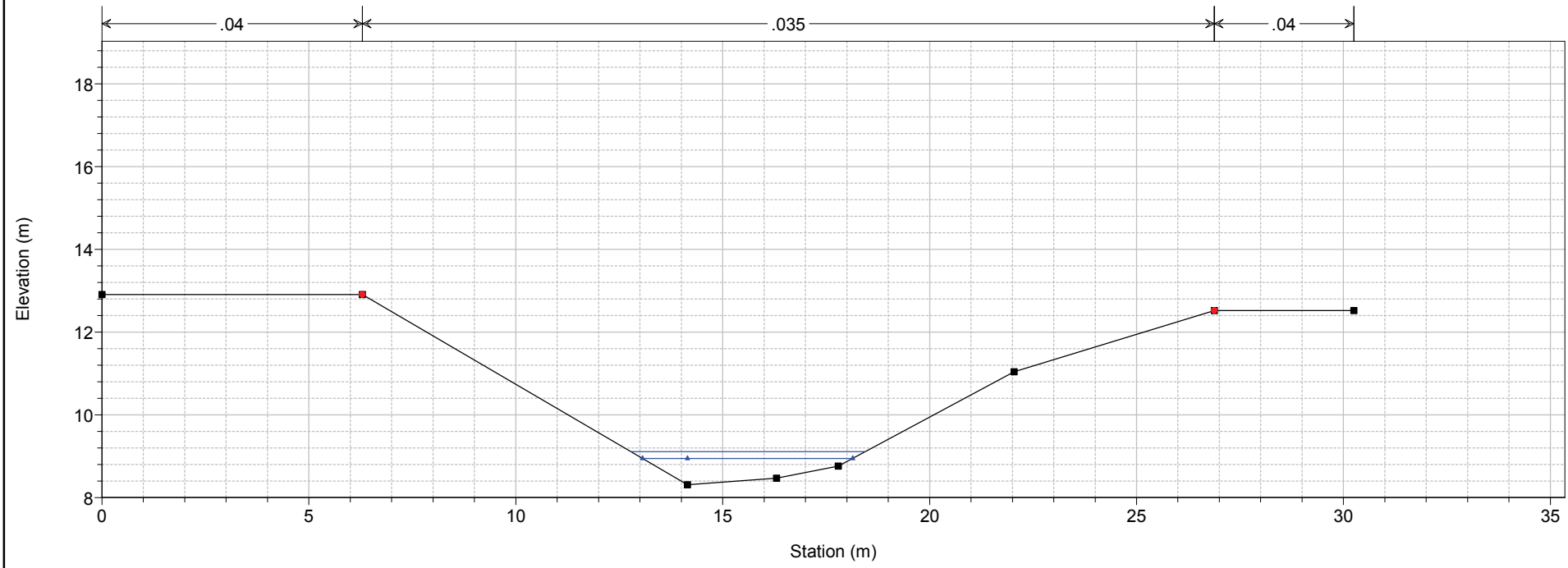


1 cm Horiz. = 1.5 m 1 cm Vert. = 1.5 m

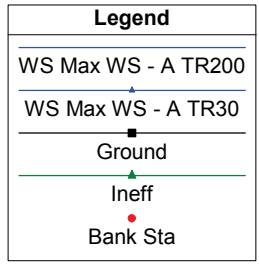
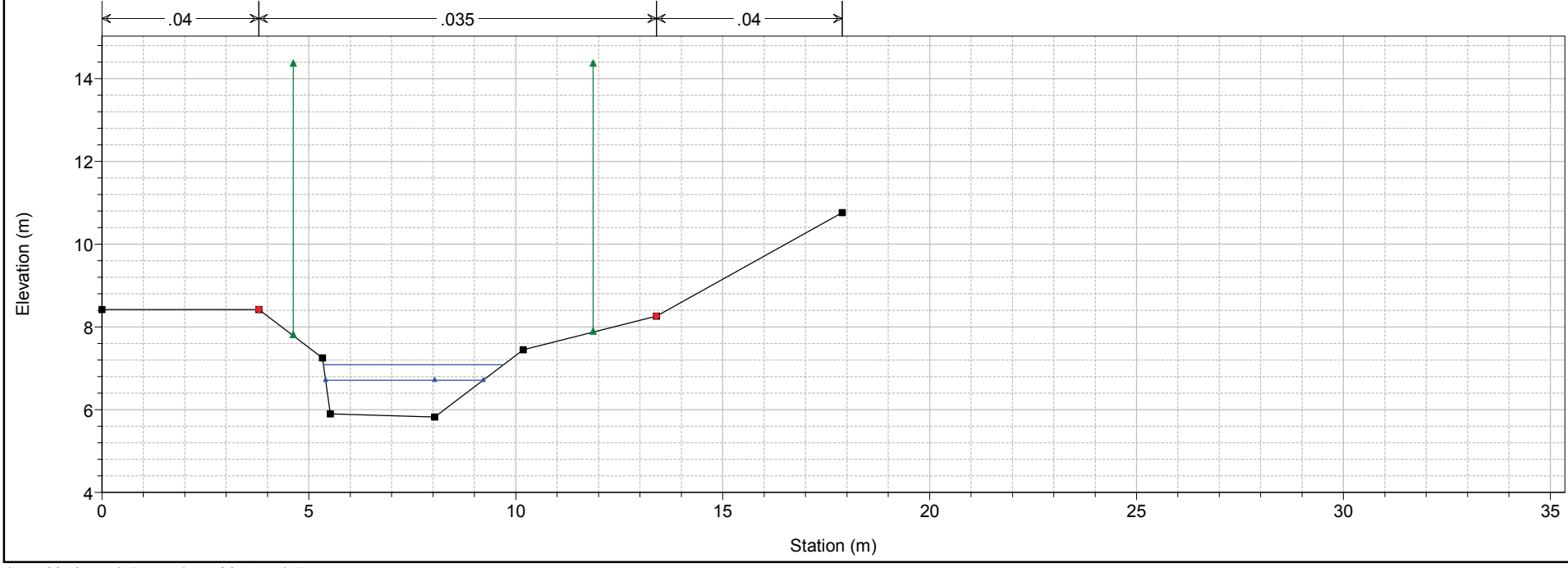


1 cm Horiz. = 1.5 m 1 cm Vert. = 1.5 m

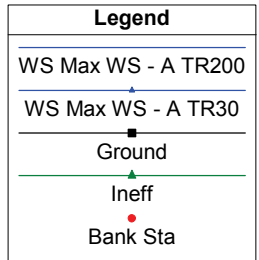
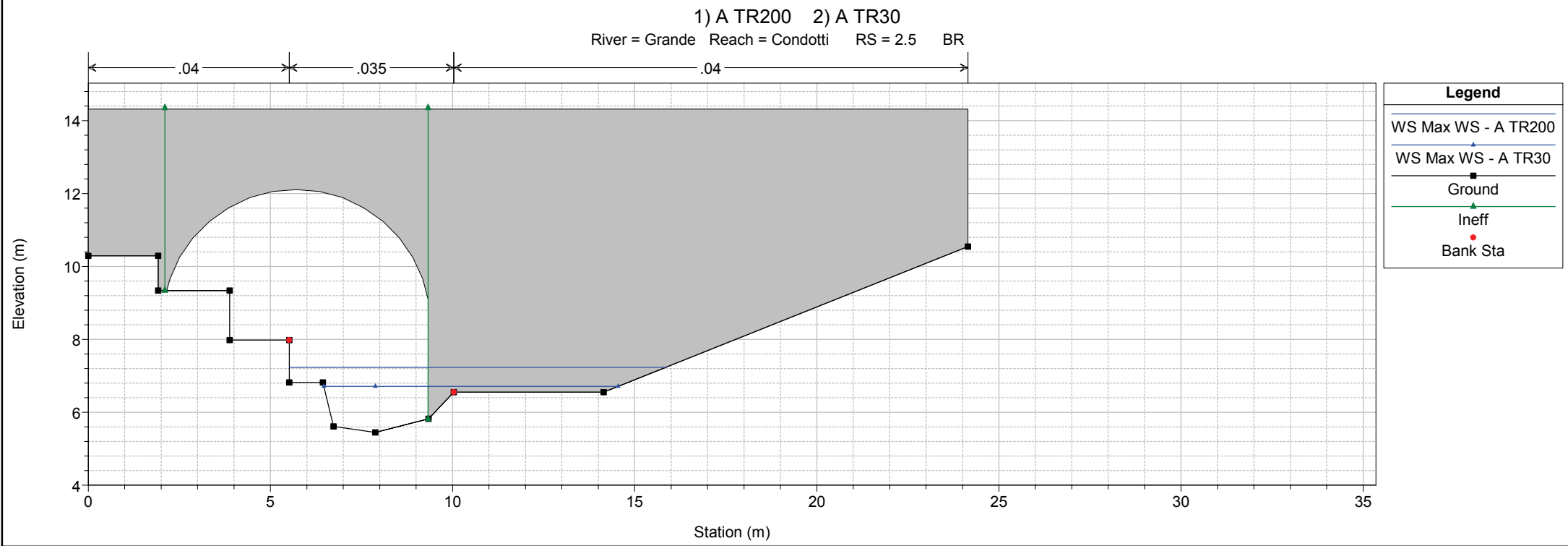
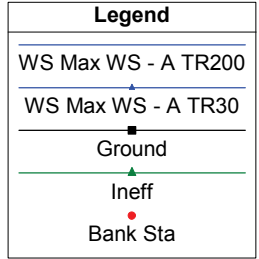
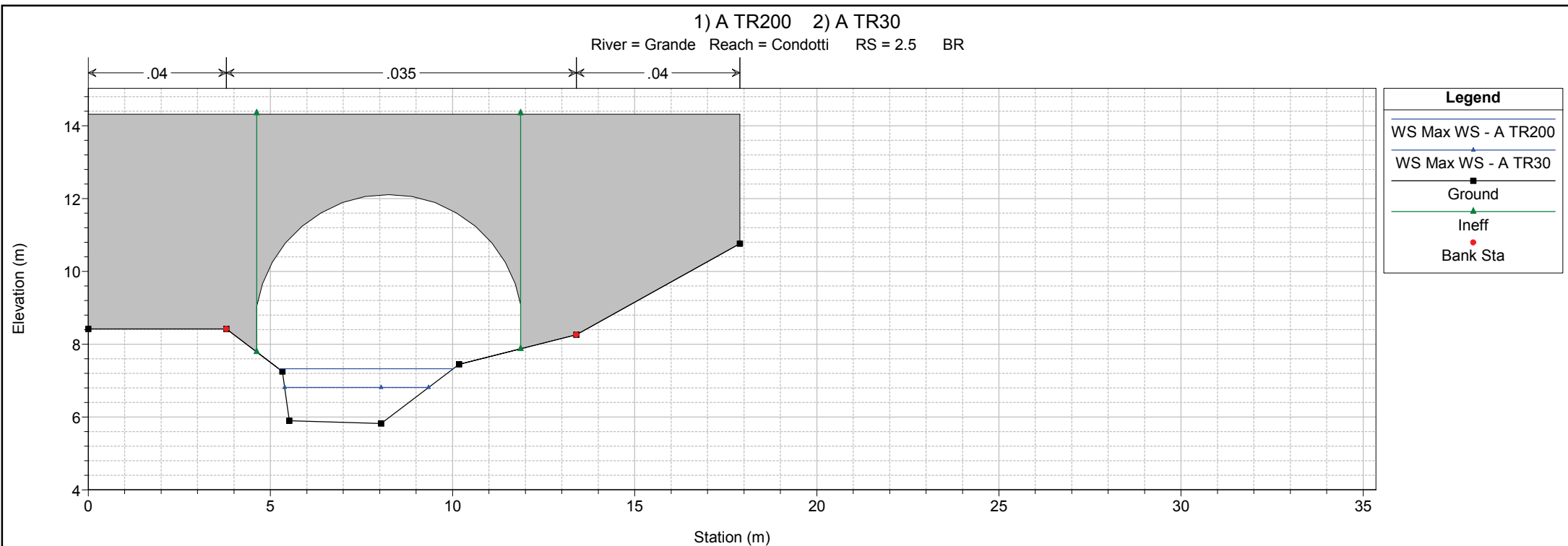
1) A TR200 2) A TR30
 River = Grande Reach = Condotti RS = 4 sez 33



1) A TR200 2) A TR30
 River = Grande Reach = Condotti RS = 3 sez 32

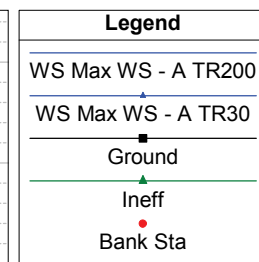
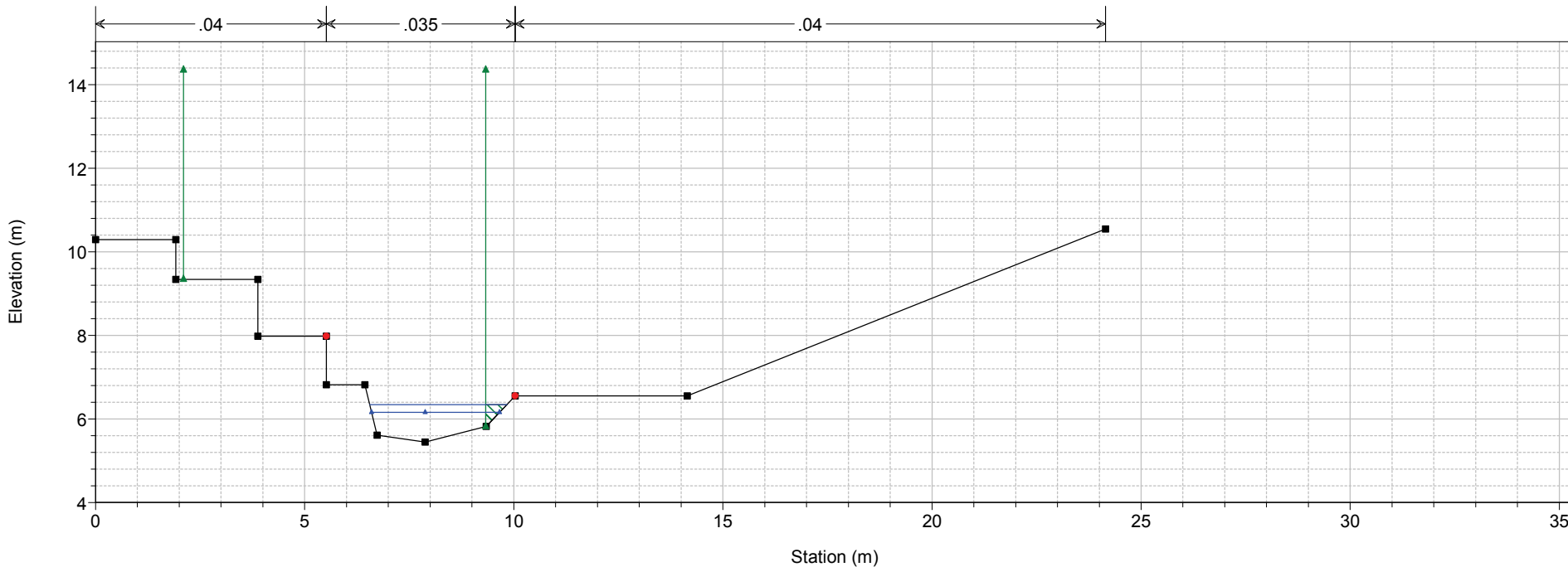


1 cm Horiz. = 1.5 m 1 cm Vert. = 1.5 m

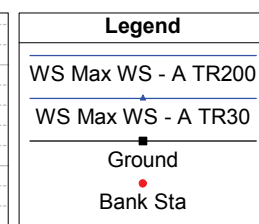
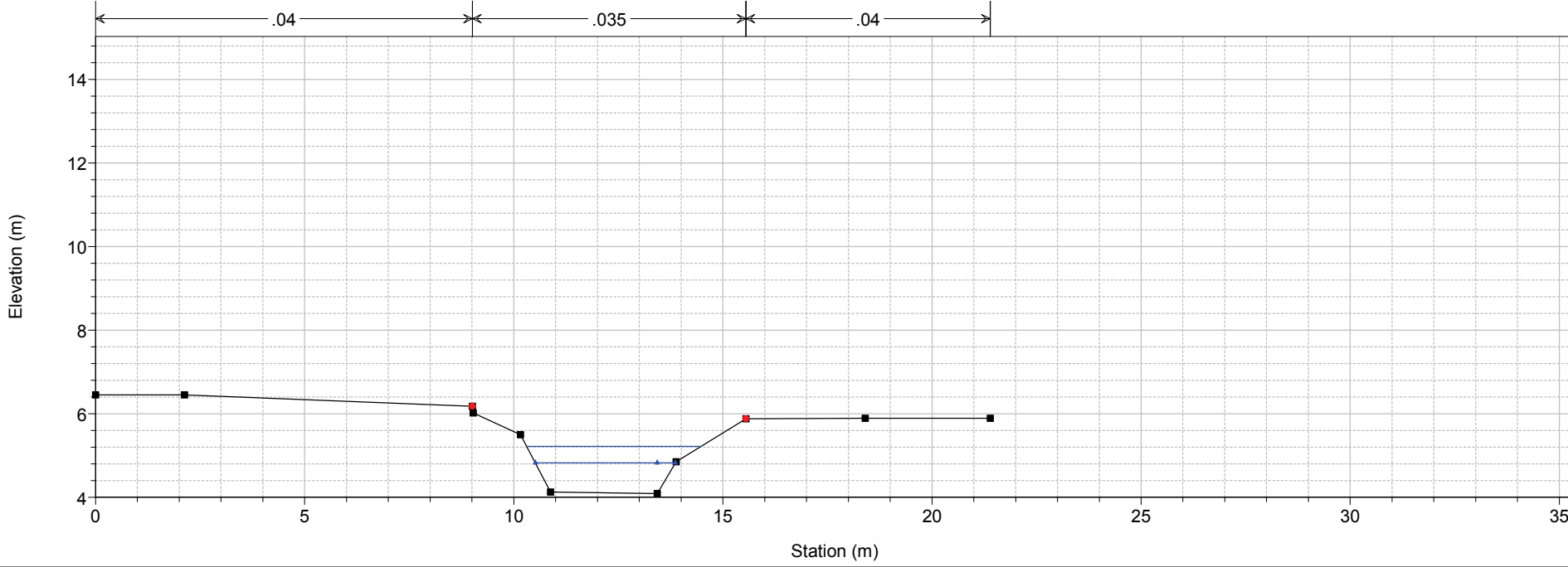


1 cm Horiz. = 1.5 m 1 cm Vert. = 1.5 m

1) A TR200 2) A TR30
 River = Grande Reach = Condotti RS = 2 sez 31



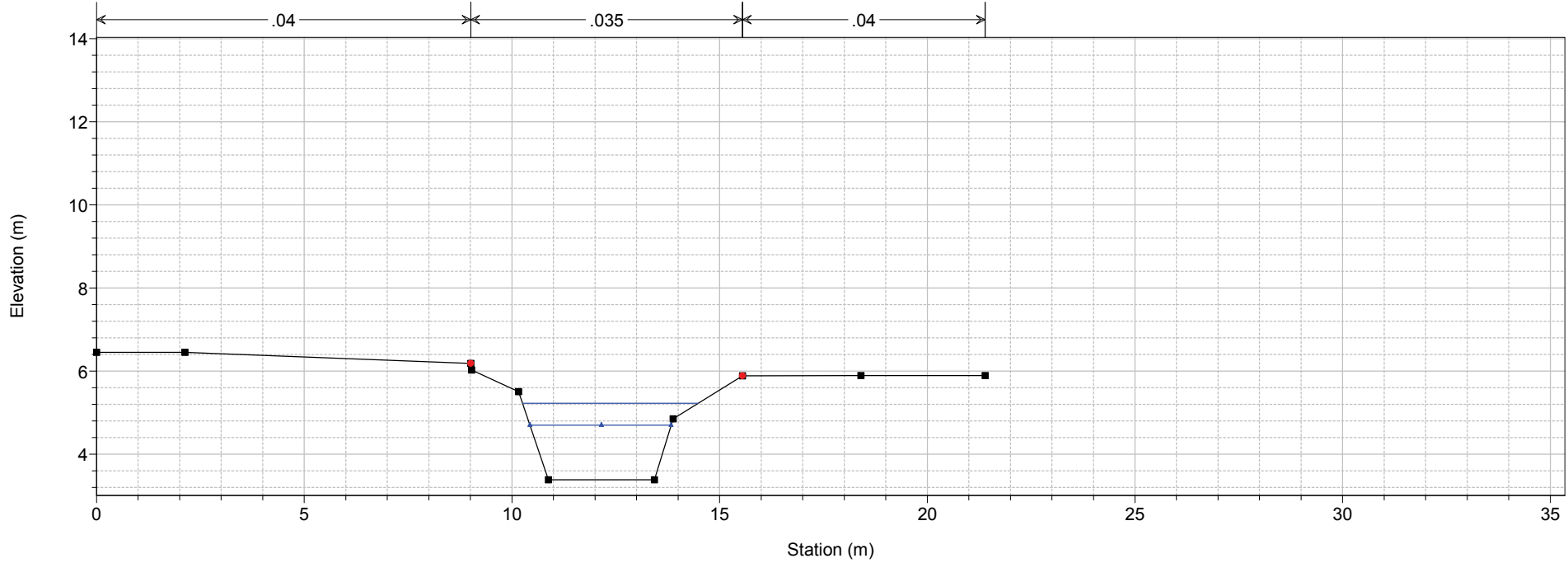
1) A TR200 2) A TR30
 River = Grande Reach = Condotti RS = 1 sez 30



1 cm Horiz. = 1.5 m 1 cm Vert. = 1.5 m

1) A TR200 2) A TR30

River = Grande Reach = Condotti RS = 0.9



Legend

- WS Max WS - A TR200 (Blue line with triangle marker)
- WS Max WS - A TR30 (Blue line with triangle marker)
- Ground (Black line with square marker)
- Bank Sta (Red dot)

| Reach | River Sta | Plan | Q Total (m3/s) | Min Ch El (m) | W.S. Elev (m) | Crit W.S. (m) | E.G. Elev (m) | E.G. Slope (m/m) | Vel Chnl (m/s) | Flow Area (m2) | Top Width (m) | Froude # Chl |
|----------|-----------|---------|-------------------|------------------|------------------|------------------|------------------|---------------------|-------------------|-------------------|------------------|--------------|
| Condotti | 13 | A TR200 | 7.09 | 24.28 | 25.07 | 25.20 | 25.57 | 0.029928 | 3.14 | 2.26 | 3.86 | 1.31 |
| Condotti | 13 | A TR30 | 4.33 | 24.28 | 24.89 | 24.98 | 25.26 | 0.029829 | 2.72 | 1.59 | 3.45 | 1.28 |
| Condotti | 12 | A TR200 | 7.09 | 21.72 | 22.38 | 22.47 | 22.75 | 0.030016 | 2.72 | 2.60 | 6.08 | 1.33 |
| Condotti | 12 | A TR30 | 4.33 | 21.72 | 22.24 | 22.31 | 22.53 | 0.030276 | 2.37 | 1.82 | 5.31 | 1.29 |
| Condotti | 11 | A TR200 | 7.09 | 17.58 | 18.61 | 18.69 | 19.04 | 0.024102 | 2.91 | 2.43 | 4.04 | 1.20 |
| Condotti | 11 | A TR30 | 4.33 | 17.58 | 18.42 | 18.47 | 18.74 | 0.024003 | 2.53 | 1.71 | 3.54 | 1.16 |
| Condotti | 10 | A TR200 | 7.09 | 16.06 | 16.99 | 17.03 | 17.31 | 0.020916 | 2.52 | 2.81 | 5.19 | 1.10 |
| Condotti | 10 | A TR30 | 4.33 | 16.06 | 16.80 | 16.82 | 17.06 | 0.020440 | 2.26 | 1.91 | 4.13 | 1.06 |
| Condotti | 9 | A TR200 | 7.08 | 14.47 | 15.48 | 15.30 | 15.76 | 0.006599 | 2.34 | 3.03 | 6.56 | 0.74 |
| Condotti | 9 | A TR30 | 4.33 | 14.47 | 15.14 | 15.07 | 15.38 | 0.009671 | 2.15 | 2.01 | 5.57 | 0.84 |
| Condotti | 8.5 | | Bridge | | | | | | | | | |
| Condotti | 8 | A TR200 | 7.08 | 14.18 | 14.92 | 15.11 | 15.61 | 0.030389 | 3.68 | 1.92 | 6.11 | 1.47 |
| Condotti | 8 | A TR30 | 4.33 | 14.18 | 14.77 | 14.88 | 15.21 | 0.028072 | 2.95 | 1.47 | 5.63 | 1.35 |
| Condotti | 7 | A TR200 | 7.08 | 12.87 | 13.49 | 13.56 | 13.84 | 0.023976 | 2.63 | 2.69 | 5.53 | 1.20 |
| Condotti | 7 | A TR30 | 4.33 | 12.87 | 13.34 | 13.39 | 13.60 | 0.024356 | 2.26 | 1.92 | 5.06 | 1.17 |
| Condotti | 6 | A TR200 | 8.90 | 10.78 | 11.55 | 11.63 | 11.96 | 0.022176 | 2.83 | 3.15 | 5.36 | 1.18 |
| Condotti | 6 | A TR30 | 5.48 | 10.78 | 11.36 | 11.42 | 11.68 | 0.023553 | 2.50 | 2.19 | 4.76 | 1.17 |
| Condotti | 5 | A TR200 | 8.89 | 8.49 | 9.67 | 9.31 | 9.85 | 0.005857 | 1.85 | 4.81 | 4.46 | 0.57 |
| Condotti | 5 | A TR30 | 5.47 | 8.49 | 9.35 | 9.09 | 9.48 | 0.006027 | 1.61 | 3.41 | 4.26 | 0.57 |
| Condotti | 4.9 | | Bridge | | | | | | | | | |
| Condotti | 4.8 | A TR200 | 8.89 | 8.49 | 9.35 | 9.31 | 9.70 | 0.016192 | 2.63 | 3.39 | 4.26 | 0.94 |
| Condotti | 4.8 | A TR30 | 5.47 | 8.49 | 9.16 | 9.09 | 9.38 | 0.013418 | 2.10 | 2.60 | 4.15 | 0.85 |
| Condotti | 4 | A TR200 | 8.89 | 8.31 | 9.11 | 9.23 | 9.57 | 0.028894 | 3.02 | 2.94 | 5.66 | 1.34 |
| Condotti | 4 | A TR30 | 5.47 | 8.31 | 8.95 | 9.04 | 9.30 | 0.030010 | 2.64 | 2.07 | 5.08 | 1.32 |
| Condotti | 3 | A TR200 | 8.89 | 5.82 | 7.08 | 6.83 | 7.31 | 0.008221 | 2.10 | 4.23 | 4.35 | 0.68 |
| Condotti | 3 | A TR30 | 5.47 | 5.82 | 6.71 | 6.58 | 6.92 | 0.010607 | 2.01 | 2.72 | 3.81 | 0.76 |
| Condotti | 2.5 | | Bridge | | | | | | | | | |
| Condotti | 2 | A TR200 | 8.89 | 5.45 | 6.35 | 6.63 | 7.32 | 0.046490 | 4.36 | 2.04 | 3.28 | 1.63 |
| Condotti | 2 | A TR30 | 5.47 | 5.45 | 6.16 | 6.35 | 6.82 | 0.043599 | 3.61 | 1.52 | 3.06 | 1.55 |
| Condotti | 1 | A TR200 | 8.78 | 4.09 | 5.22 | 5.11 | 5.52 | 0.012430 | 2.44 | 3.60 | 4.18 | 0.84 |
| Condotti | 1 | A TR30 | 5.41 | 4.09 | 4.82 | 4.84 | 5.16 | 0.020345 | 2.58 | 2.10 | 3.35 | 1.04 |
| Condotti | 0.9 | A TR200 | 8.74 | 3.38 | 5.22 | 4.40 | 5.33 | 0.003241 | 1.49 | 5.88 | 4.23 | 0.40 |
| Condotti | 0.9 | A TR30 | 5.22 | 3.38 | 4.69 | 4.11 | 4.78 | 0.003294 | 1.34 | 3.91 | 3.40 | 0.40 |
| Grande M | 100 | A TR200 | 30.36 | 34.02 | 35.56 | 35.58 | 35.98 | 0.015692 | 2.86 | 10.60 | 13.86 | 1.05 |
| Grande M | 100 | A TR30 | 17.27 | 34.02 | 35.14 | 35.31 | 35.72 | 0.048775 | 3.37 | 5.13 | 12.48 | 1.67 |
| Grande M | 99 | A TR200 | 30.36 | 33.52 | 35.06 | 35.29 | 35.91 | 0.021637 | 4.14 | 7.78 | 9.17 | 1.21 |
| Grande M | 99 | A TR30 | 17.27 | 33.52 | 34.66 | 34.79 | 35.31 | 0.023015 | 3.57 | 4.83 | 5.44 | 1.21 |
| Grande M | 98 | A TR200 | 30.36 | 32.20 | 33.47 | 33.72 | 34.42 | 0.027700 | 4.33 | 7.01 | 6.80 | 1.36 |
| Grande M | 98 | A TR30 | 17.26 | 32.20 | 33.13 | 33.29 | 33.79 | 0.027703 | 3.61 | 4.78 | 6.33 | 1.33 |
| Grande M | 97 | A TR200 | 30.01 | 29.56 | 30.81 | 31.11 | 31.75 | 0.031367 | 4.31 | 6.96 | 7.98 | 1.47 |
| Grande M | 97 | A TR30 | 17.10 | 29.56 | 30.42 | 30.67 | 31.23 | 0.036725 | 3.99 | 4.29 | 6.27 | 1.54 |
| Grande M | 96.5 | A TR200 | 35.19 | 27.45 | 29.57 | 29.68 | 30.26 | 0.019772 | 3.69 | 9.54 | 9.14 | 1.15 |
| Grande M | 96.5 | A TR30 | 19.94 | 27.45 | 29.09 | 29.27 | 29.73 | 0.023353 | 3.53 | 5.64 | 6.34 | 1.20 |
| Grande M | 96 | A TR200 | 35.32 | 26.21 | 27.97 | 28.33 | 29.23 | 0.030923 | 4.96 | 7.12 | 5.46 | 1.39 |
| Grande M | 96 | A TR30 | 20.02 | 26.21 | 27.51 | 27.75 | 28.42 | 0.030096 | 4.21 | 4.76 | 4.78 | 1.35 |
| Grande M | 95 | A TR200 | 35.71 | 20.84 | 22.09 | 22.36 | 23.06 | 0.028494 | 4.37 | 8.17 | 8.64 | 1.44 |
| Grande M | 95 | A TR30 | 20.31 | 20.84 | 21.76 | 21.95 | 22.45 | 0.028440 | 3.69 | 5.51 | 7.65 | 1.39 |
| Grande M | 94 | A TR200 | 35.97 | 17.26 | 18.51 | 18.68 | 19.29 | 0.021649 | 3.91 | 9.21 | 9.55 | 1.27 |
| Grande M | 94 | A TR30 | 20.49 | 17.26 | 18.18 | 18.30 | 18.74 | 0.022749 | 3.31 | 6.20 | 8.83 | 1.26 |
| Grande M | 93 | A TR200 | 36.22 | 14.83 | 16.40 | 16.62 | 17.36 | 0.023734 | 4.34 | 8.34 | 6.95 | 1.27 |
| Grande M | 93 | A TR30 | 20.64 | 14.83 | 15.98 | 16.14 | 16.68 | 0.023458 | 3.71 | 5.56 | 6.02 | 1.23 |
| Grande M | 92 | A TR200 | 36.66 | 11.01 | 12.74 | 12.79 | 13.23 | 0.014401 | 3.13 | 12.64 | 16.69 | 0.91 |
| Grande M | 92 | A TR30 | 20.91 | 11.01 | 12.14 | 12.14 | 12.63 | 0.015640 | 3.09 | 6.76 | 6.97 | 1.00 |
| Grande M | 91 | A TR200 | 36.79 | 9.93 | 12.60 | 11.76 | 12.81 | 0.003055 | 1.99 | 18.45 | 10.60 | 0.48 |

| Reach | River Sta | Plan | Q Total (m3/s) | Min Ch El (m) | W.S. Elev (m) | Crit W.S. (m) | E.G. Elev (m) | E.G. Slope (m/m) | Vel Chnl (m/s) | Flow Area (m2) | Top Width (m) | Froude # Chl |
|----------|-----------|---------|-------------------|------------------|------------------|------------------|------------------|---------------------|-------------------|-------------------|------------------|--------------|
| Grande M | 91 | A TR30 | 20.99 | 9.93 | 11.81 | 11.28 | 12.00 | 0.004247 | 1.93 | 10.88 | 8.47 | 0.54 |
| Grande M | 90.5 | | Bridge | | | | | | | | | |
| Grande M | 90 | A TR200 | 36.78 | 9.66 | 11.50 | 11.83 | 12.58 | 0.041853 | 4.62 | 7.96 | 8.62 | 1.53 |
| Grande M | 90 | A TR30 | 20.99 | 9.66 | 11.06 | 11.41 | 12.06 | 0.047608 | 4.43 | 4.74 | 5.55 | 1.53 |
| Grande M | 89 | A TR200 | 36.91 | 8.85 | 10.64 | 10.65 | 11.50 | 0.019448 | 4.10 | 9.01 | 5.35 | 1.01 |
| Grande M | 89 | A TR30 | 21.07 | 8.85 | 10.14 | 10.12 | 10.70 | 0.017490 | 3.33 | 6.32 | 5.32 | 0.98 |
| Grande M | 88 | A TR200 | 37.13 | 7.74 | 9.47 | 9.54 | 10.22 | 0.017160 | 3.83 | 9.70 | 7.46 | 1.07 |
| Grande M | 88 | A TR30 | 21.19 | 7.74 | 9.03 | 9.05 | 9.55 | 0.016404 | 3.21 | 6.60 | 6.67 | 1.03 |
| Grande M | 87 | A TR200 | 37.40 | 6.40 | 8.35 | 8.13 | 8.74 | 0.007745 | 2.77 | 13.50 | 10.58 | 0.78 |
| Grande M | 87 | A TR30 | 21.34 | 6.40 | 7.68 | 7.72 | 8.14 | 0.015892 | 3.01 | 7.08 | 8.60 | 1.06 |
| Grande M | 86 | A TR200 | 37.50 | 5.69 | 8.11 | 7.49 | 8.57 | 0.007671 | 2.99 | 12.56 | 5.39 | 0.62 |
| Grande M | 86 | A TR30 | 21.40 | 5.69 | 7.44 | 6.94 | 7.73 | 0.006380 | 2.40 | 8.92 | 5.39 | 0.59 |
| Grande M | 85.5 | | Bridge | | | | | | | | | |
| Grande M | 85.3 | A TR200 | 37.50 | 5.69 | 7.06 | 7.49 | 8.57 | 0.040663 | 5.44 | 6.90 | 5.34 | 1.53 |
| Grande M | 85.3 | A TR30 | 21.40 | 5.69 | 6.63 | 6.94 | 7.71 | 0.041594 | 4.60 | 4.66 | 5.15 | 1.54 |
| Grande M | 85 | A TR200 | 37.51 | 5.61 | 7.03 | 7.13 | 7.86 | 0.020228 | 4.04 | 9.28 | 6.82 | 1.11 |
| Grande M | 85 | A TR30 | 21.40 | 5.61 | 6.60 | 6.67 | 7.18 | 0.020286 | 3.36 | 6.37 | 6.77 | 1.11 |
| Grande M | 84 | A TR200 | 37.70 | 4.42 | 6.54 | 6.16 | 6.85 | 0.006341 | 2.49 | 15.13 | 10.29 | 0.66 |
| Grande M | 84 | A TR30 | 21.52 | 4.42 | 5.91 | 5.79 | 6.21 | 0.010485 | 2.43 | 8.87 | 9.74 | 0.81 |
| Grande M | 83 | A TR200 | 37.69 | 3.61 | 5.75 | 5.80 | 6.69 | 0.020276 | 4.30 | 8.76 | 5.04 | 1.04 |
| Grande M | 83 | A TR30 | 21.51 | 3.61 | 5.17 | 5.18 | 5.83 | 0.018454 | 3.59 | 6.00 | 4.59 | 1.00 |
| Grande M | 82.9 | A TR200 | 35.26 | 3.37 | 5.22 | 5.44 | 6.35 | 0.027107 | 4.71 | 7.49 | 4.73 | 1.19 |
| Grande M | 82.9 | A TR30 | 21.45 | 3.37 | 4.69 | 4.89 | 5.60 | 0.028880 | 4.21 | 5.09 | 4.34 | 1.24 |
| Grande V | 82.1 | A TR200 | 44.00 | 3.36 | 5.22 | 5.15 | 6.04 | 0.016618 | 4.02 | 10.95 | 5.88 | 0.94 |
| Grande V | 82.1 | A TR30 | 26.67 | 3.36 | 4.69 | 4.64 | 5.28 | 0.015912 | 3.40 | 7.84 | 5.88 | 0.94 |
| Grande V | 82 | A TR200 | 43.98 | 3.23 | 5.00 | 5.10 | 6.00 | 0.021816 | 4.42 | 9.94 | 5.88 | 1.09 |
| Grande V | 82 | A TR30 | 26.67 | 3.23 | 4.46 | 4.59 | 5.25 | 0.024487 | 3.94 | 6.77 | 5.88 | 1.17 |
| Grande V | 81 | A TR200 | 43.20 | 2.54 | 4.69 | 4.16 | 5.13 | 0.004143 | 2.94 | 14.68 | 9.48 | 0.65 |
| Grande V | 81 | A TR30 | 26.67 | 2.54 | 3.84 | 3.73 | 4.31 | 0.009010 | 3.06 | 8.71 | 8.33 | 0.88 |
| Grande V | 80.5 | | Bridge | | | | | | | | | |
| Grande V | 80 | A TR200 | 47.83 | 2.46 | 4.06 | 4.14 | 4.99 | 0.015530 | 4.26 | 11.24 | 11.03 | 1.07 |
| Grande V | 80 | A TR30 | 26.66 | 2.46 | 3.47 | 3.60 | 4.19 | 0.020441 | 3.77 | 7.08 | 10.07 | 1.20 |
| Grande V | 79.99 | A TR200 | 47.65 | 1.86 | 4.04 | 3.55 | 4.38 | 0.005109 | 2.57 | 18.55 | 11.00 | 0.63 |
| Grande V | 79.99 | A TR30 | 26.67 | 1.86 | 3.45 | 3.09 | 3.69 | 0.005265 | 2.17 | 12.26 | 10.02 | 0.63 |
| Grande V | 79 | A TR200 | 46.99 | 1.20 | 3.17 | 3.22 | 3.95 | 0.017466 | 3.91 | 12.01 | 8.69 | 1.06 |
| Grande V | 79 | A TR30 | 27.11 | 1.20 | 2.65 | 2.63 | 3.24 | 0.015304 | 3.41 | 7.94 | 6.48 | 0.98 |
| Grande V | 78.99 | | Lat Struct | | | | | | | | | |
| Grande V | 78 | A TR200 | 46.93 | 0.84 | 2.98 | 2.23 | 3.23 | 0.003663 | 2.21 | 21.20 | 10.55 | 0.50 |
| Grande V | 78 | A TR30 | 27.47 | 0.84 | 2.39 | 1.82 | 2.56 | 0.003579 | 1.84 | 14.97 | 10.55 | 0.49 |
| Grande V | 77.5 | | Bridge | | | | | | | | | |
| Grande V | 77.1 | A TR200 | 46.93 | 0.74 | 2.41 | 2.13 | 2.87 | 0.008477 | 2.99 | 15.68 | 9.66 | 0.75 |
| Grande V | 77.1 | A TR30 | 27.47 | 0.74 | 1.93 | 1.73 | 2.25 | 0.008464 | 2.49 | 11.03 | 9.66 | 0.74 |
| Grande V | 77 | A TR200 | 46.93 | 0.74 | 2.41 | 2.13 | 2.87 | 0.008506 | 3.00 | 15.67 | 9.66 | 0.75 |
| Grande V | 77 | A TR30 | 27.47 | 0.74 | 1.93 | 1.73 | 2.25 | 0.008506 | 2.49 | 11.02 | 9.66 | 0.75 |

| Reach | River Sta | Plan | Q US (m3/s) | Q Leaving Total (m3/s) | Q DS (m3/s) | Q Weir (m3/s) | Q Gates (m3/s) | Wr Top Width (m) | Weir Max Depth (m) | Weir Avg Depth (m) | Min El Weir Flow (m) | E.G. US. (m) | W.S. US. (m) | E.G. DS (m) | W.S. DS (m) |
|----------|-----------|---------|----------------|---------------------------|----------------|------------------|-------------------|---------------------|-----------------------|-----------------------|-------------------------|-----------------|-----------------|----------------|----------------|
| Grande V | 78.99 | A TR200 | 46.99 | 0.43 | 46.93 | 0.43 | | 14.24 | 0.13 | 0.06 | 2.85 | 3.94 | 3.17 | 3.23 | 2.98 |
| Grande V | 78.99 | A TR30 | 27.11 | 0.00 | 27.47 | 0.00 | | | | | 2.85 | 3.24 | 2.65 | 2.56 | 2.39 |

Botro Cotone e botro Secco e botro Bargingo

Stato attuale

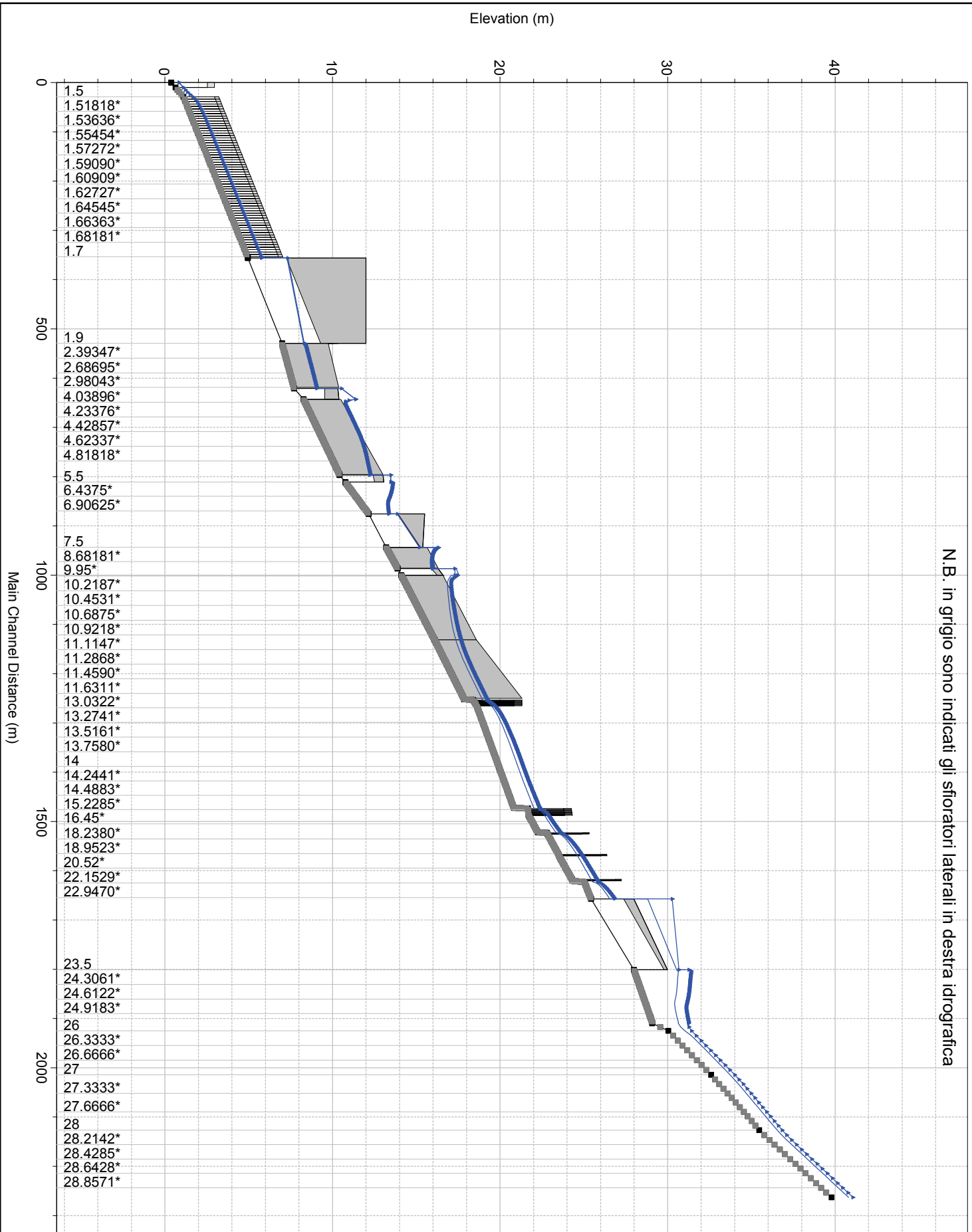


Note of the XS's are Geo-Referenced (Geo-Ref user entered XS | Geo-Ref interpolated XS | Non Geo-Ref user entered XS | Non Geo-Ref interpolated XS)

1 cm Horiz. = 100 m | 1 cm Vert. = 82 m

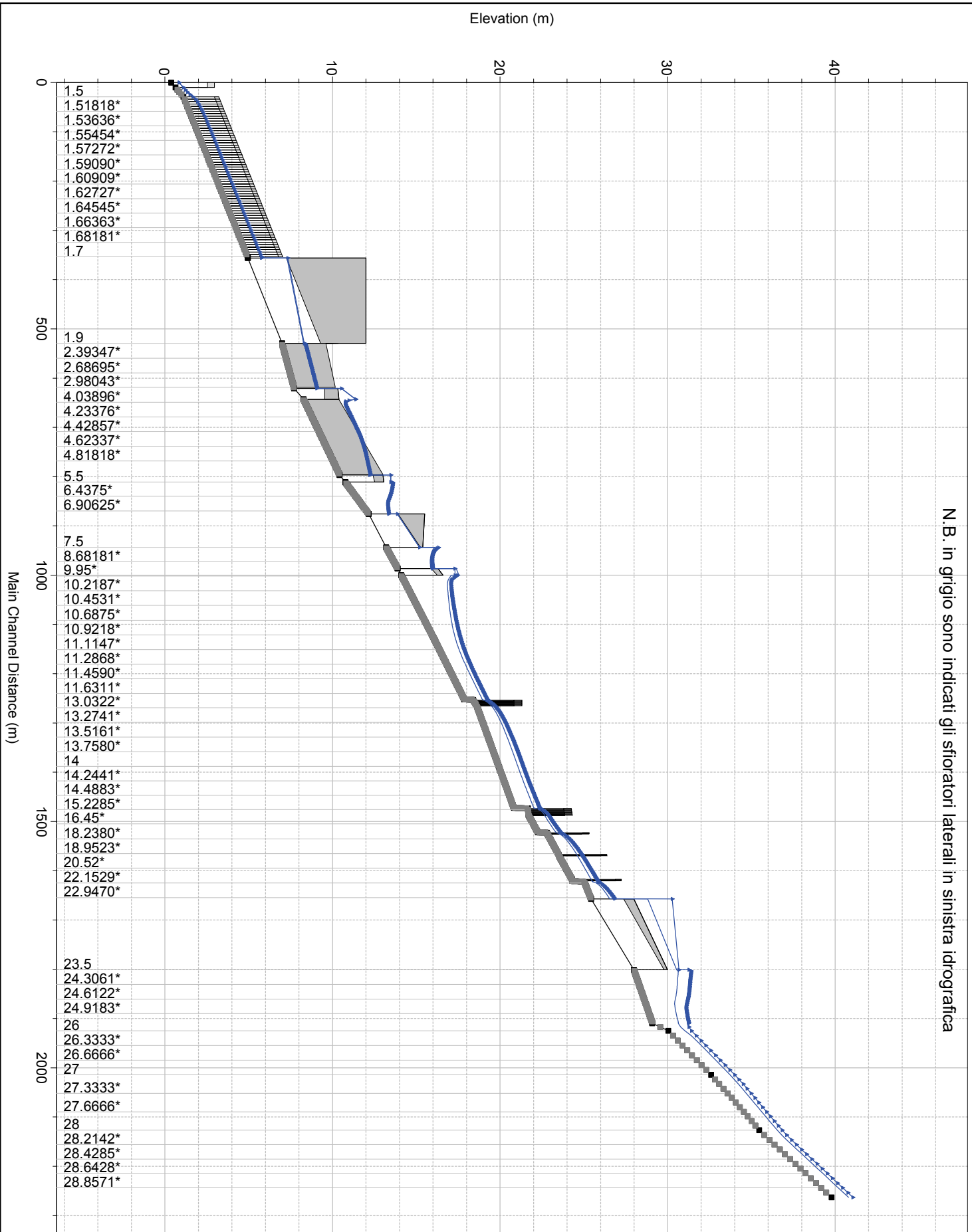
1) A TR 30 2) A TR 200_bis

N.B. in grigio sono indicati gli sfioratori laterali in destra idrografica



1) A TR 30 2) A TR 200_bis

N.B. in grigio sono indicati gli sfioratori laterali in sinistra idrografica

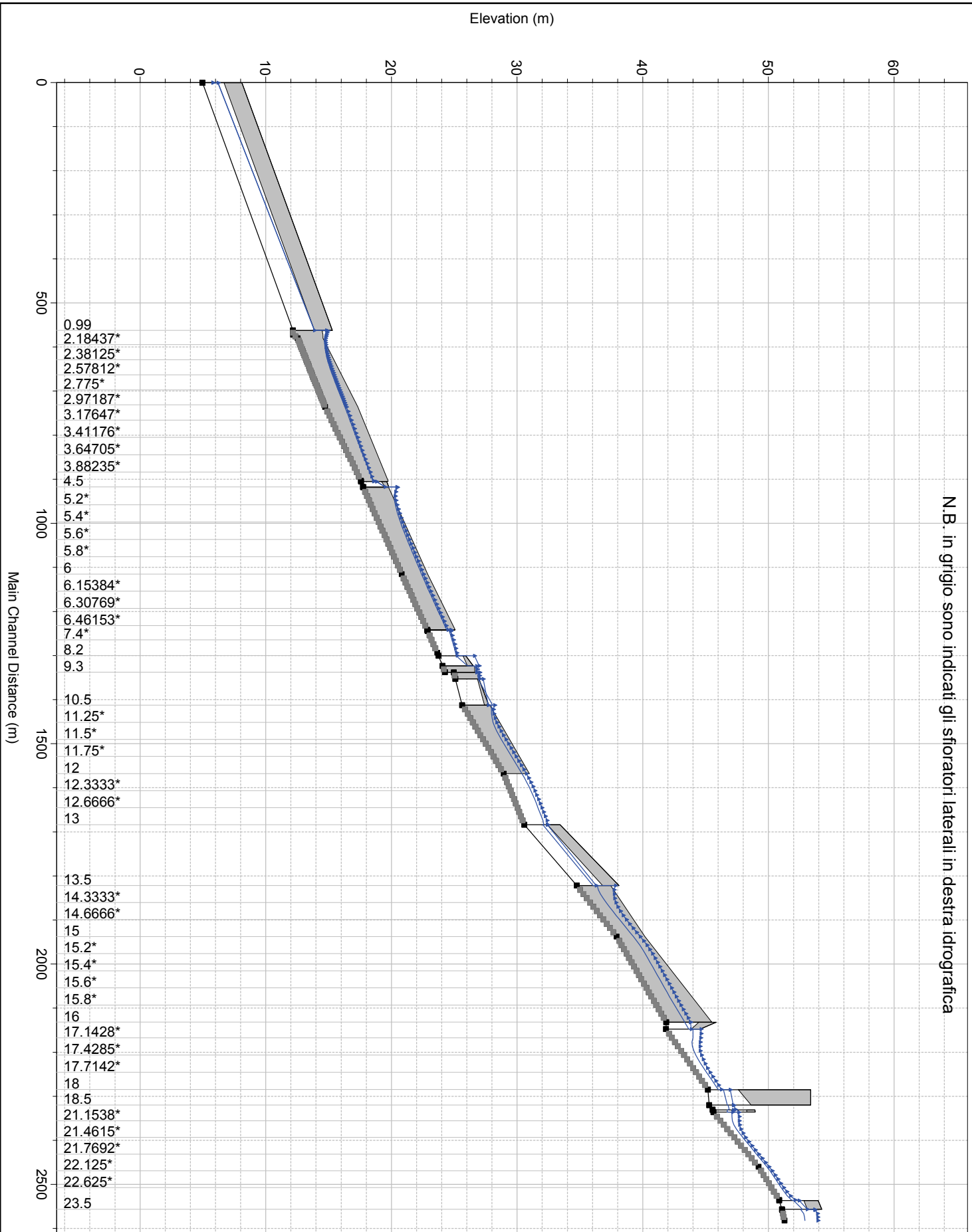


Legend

- WS Max WS - A TR 200_bis
- WS Max WS - A TR 30
- Ground

1) A TR 30 2) A TR 200_bis

N.B. in grigio sono indicati gli sfioratori laterali in destra idrografica



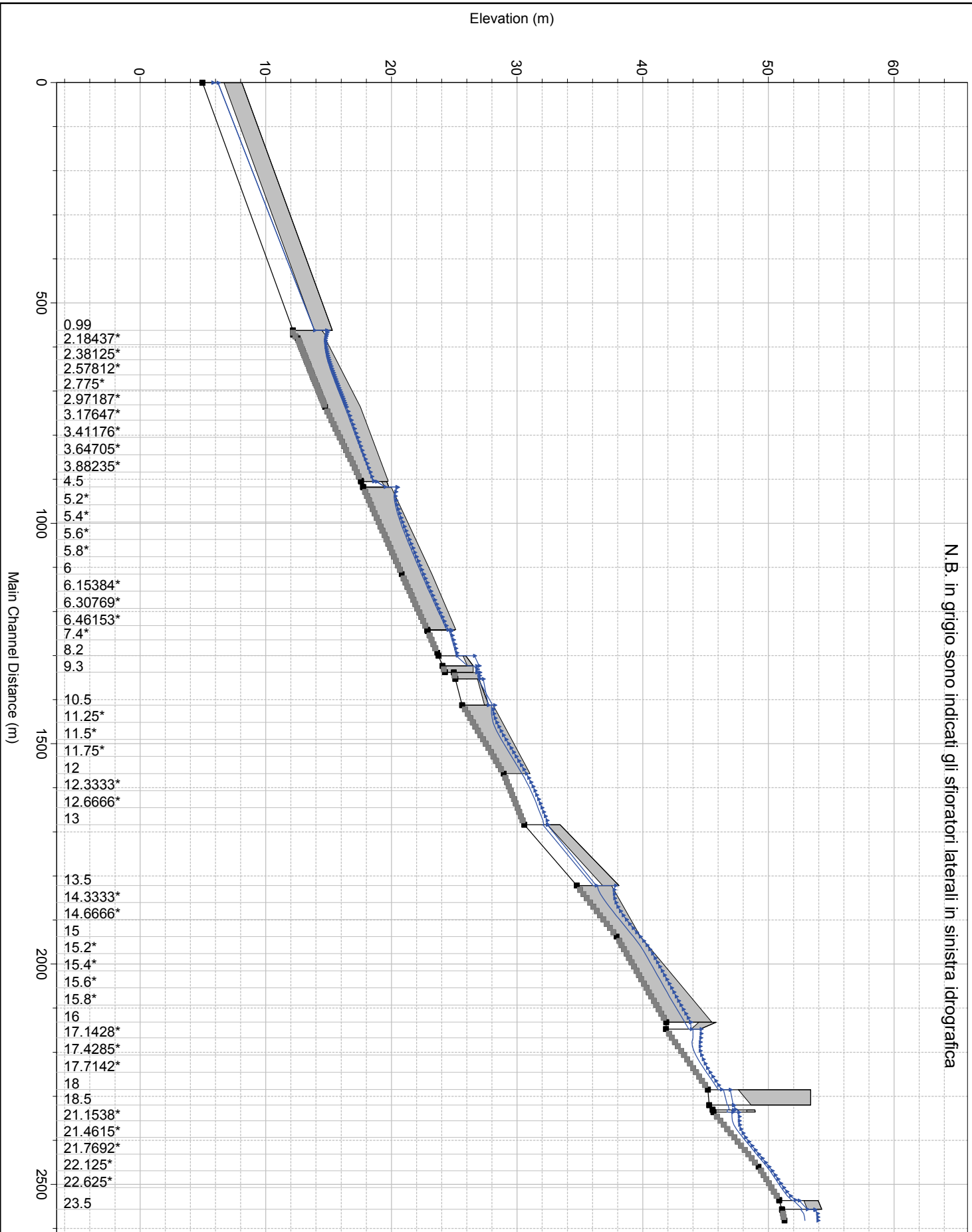
| Legend | |
|--------------------------|---|
| WS Max WS - A TR 200_bis | → |
| WS Max WS - A TR 30 | ■ |
| Ground | ■ |

- 0.99
- 2.18437*
- 2.38125*
- 2.57812*
- 2.775*
- 2.97187*
- 3.17647*
- 3.41176*
- 3.64705*
- 3.88235*
- 4.5
- 5.2*
- 5.4*
- 5.6*
- 5.8*
- 6
- 6.15384*
- 6.30769*
- 6.46153*
- 7.4*
- 8.2
- 9.3
- 10.5
- 11.25*
- 11.5*
- 11.75*
- 12
- 12.3333*
- 12.6666*
- 13
- 13.5
- 14.3333*
- 14.6666*
- 15
- 15.2*
- 15.4*
- 15.6*
- 15.8*
- 16
- 17.1428*
- 17.4285*
- 17.7142*
- 18
- 18.5
- 21.1538*
- 21.4615*
- 21.7692*
- 22.125*
- 22.625*
- 23.5

1 cm Horiz. = 114 m 1 cm Vert. = 4 m

1) A TR 30 2) A TR 200_bis

N.B. in grigio sono indicati gli sfioratori laterali in sinistra idrografica



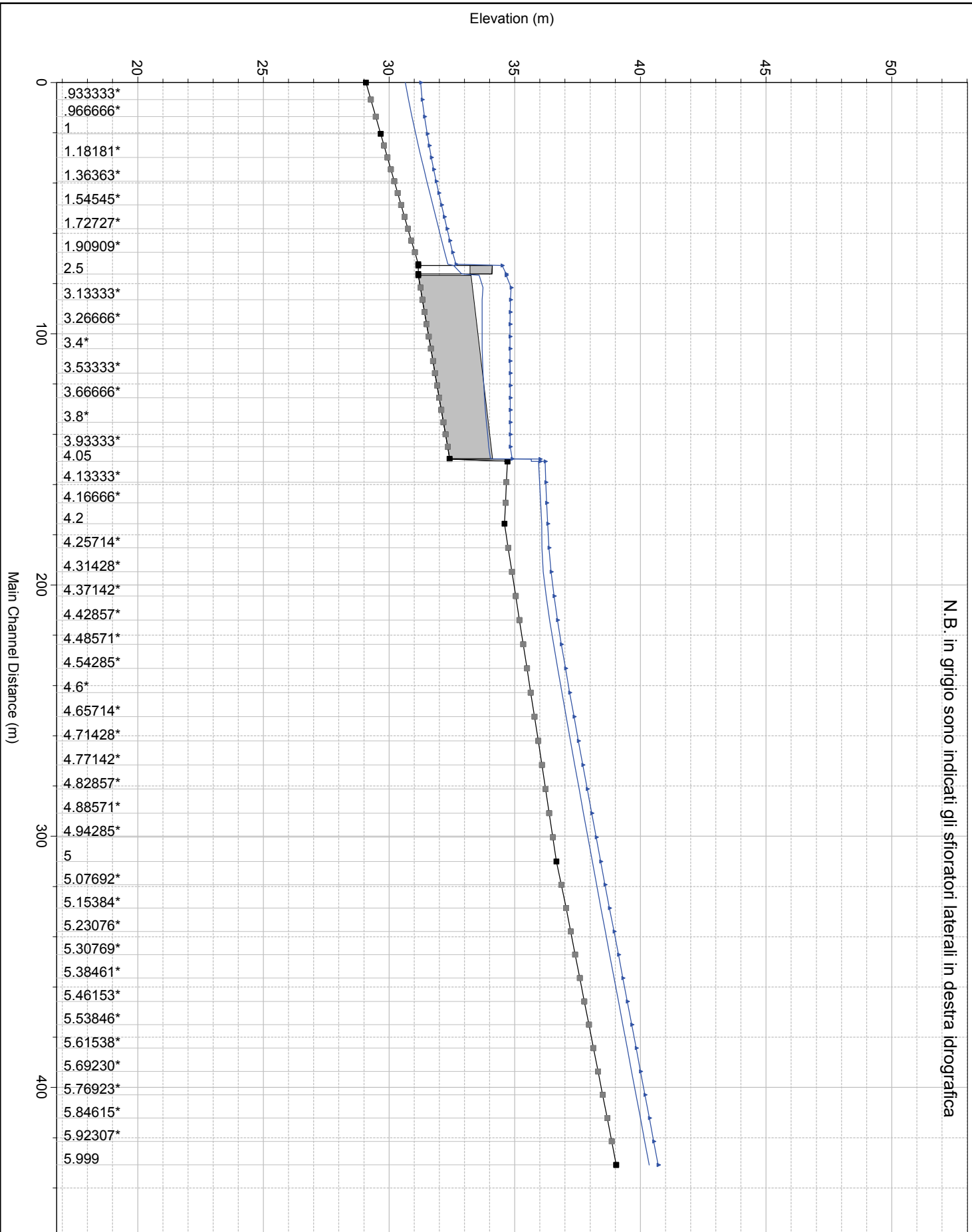
| Legend | |
|--------------------------|---|
| WS Max WS - A TR 200_bis | → |
| WS Max WS - A TR 30 | → |
| Ground | ■ |

- 0.99
- 2.18437*
- 2.38125*
- 2.57812*
- 2.775*
- 2.97187*
- 3.17647*
- 3.41176*
- 3.64705*
- 3.88235*
- 4.5
- 5.2*
- 5.4*
- 5.6*
- 5.8*
- 6
- 6.15384*
- 6.30769*
- 6.46153*
- 7.4*
- 8.2
- 9.3
- 10.5
- 11.25*
- 11.5*
- 11.75*
- 12
- 12.3333*
- 12.6666*
- 13
- 13.5
- 14.3333*
- 14.6666*
- 15
- 15.2*
- 15.4*
- 15.6*
- 15.8*
- 16
- 17.1428*
- 17.4285*
- 17.7142*
- 18
- 18.5
- 21.1538*
- 21.4615*
- 21.7692*
- 22.125*
- 22.625*
- 23.5

1 cm Horiz. = 114 m 1 cm Vert. = 4 m

1) A TR 30 2) A TR 200_bis


N.B. in grigio sono indicati gli sfioratori laterali in destra idrografica



1 cm Horiz. = 20 m 1 cm Vert. = 2 m

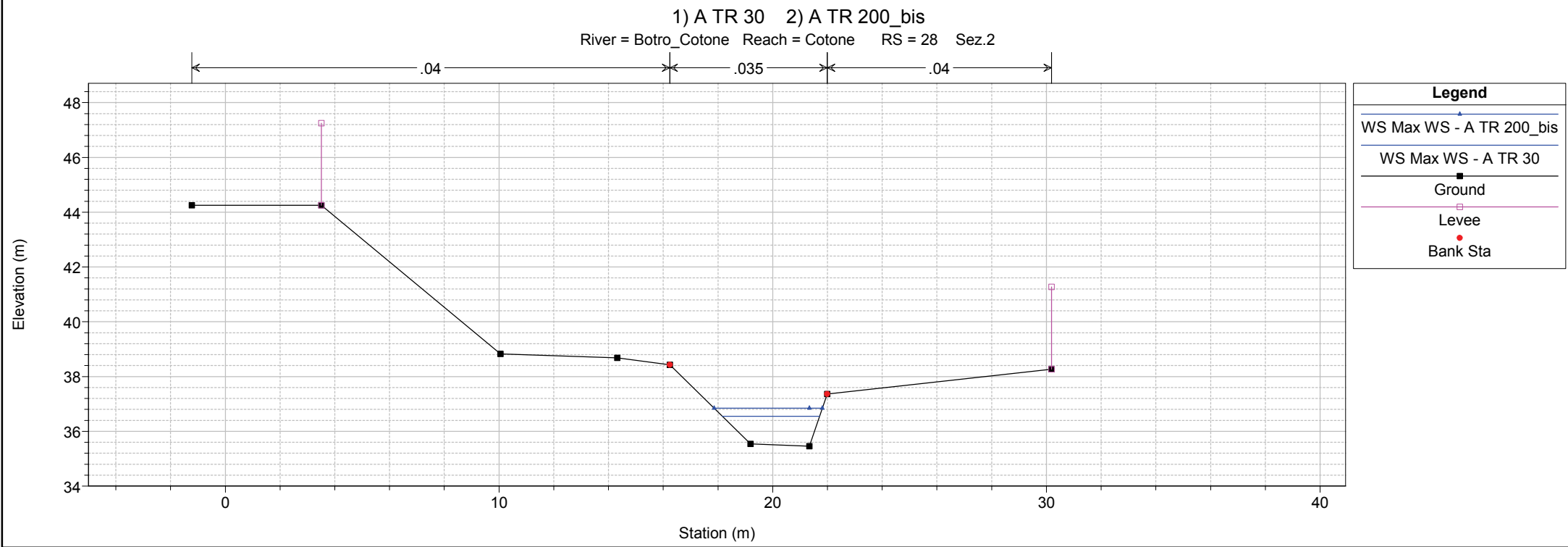
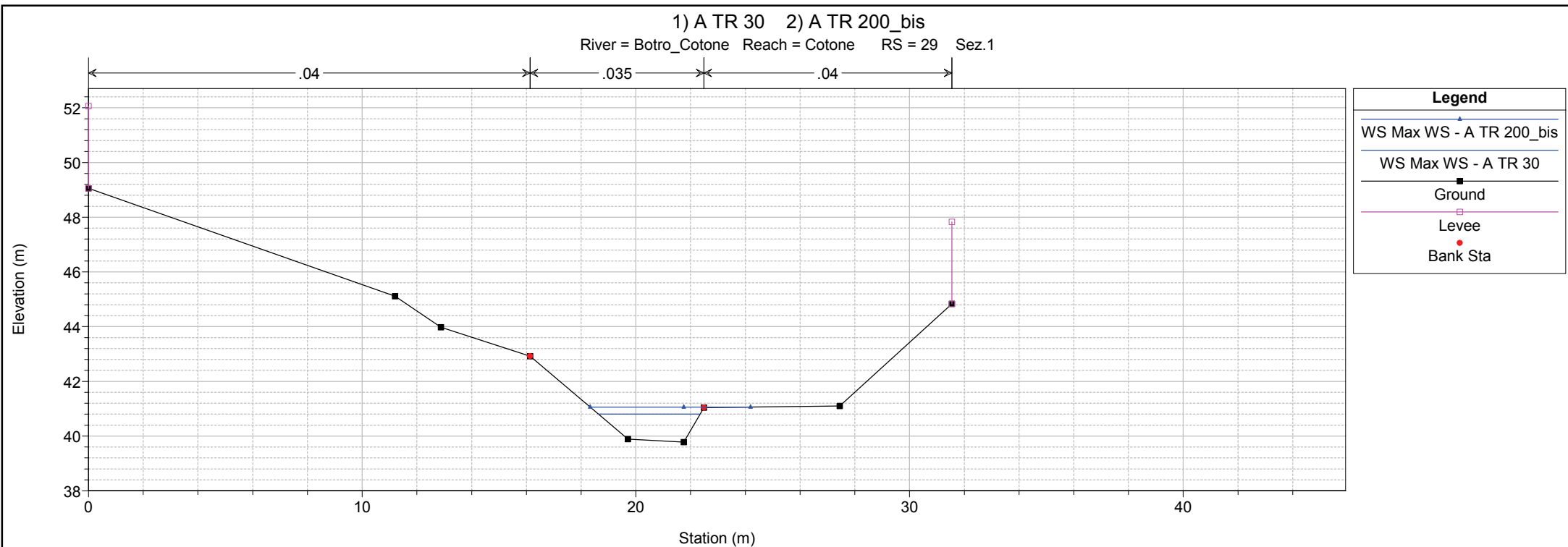
1) A TR 30 2) A TR 200_bis

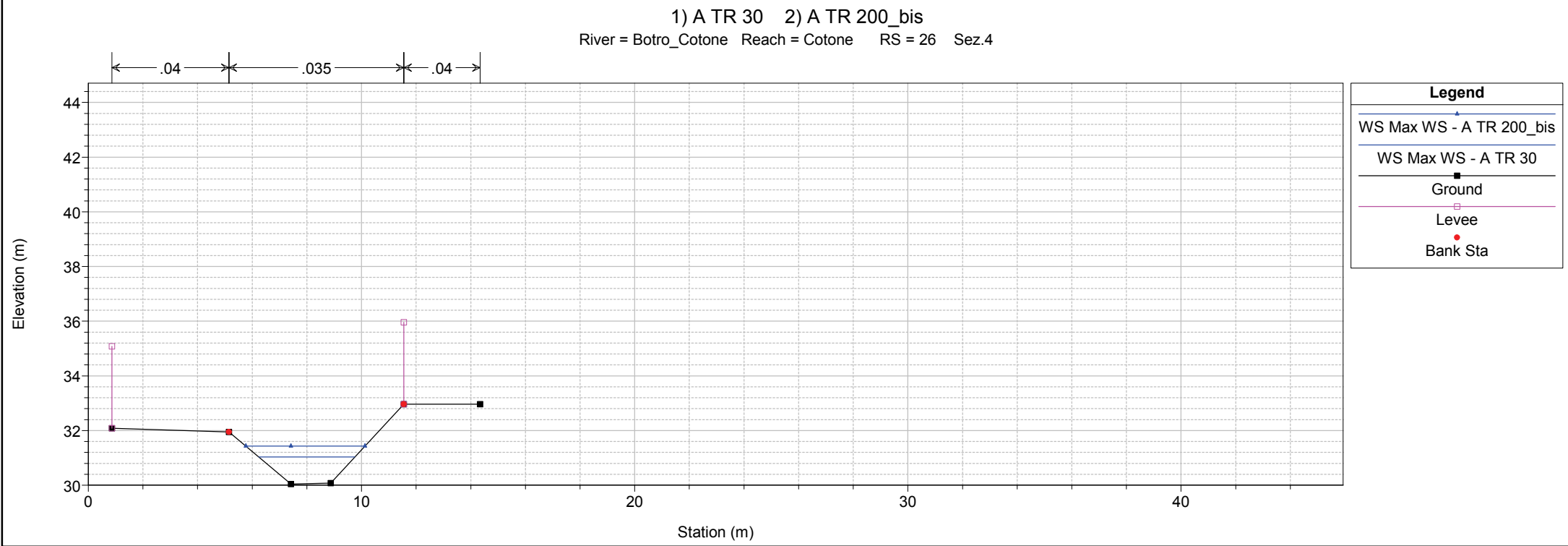
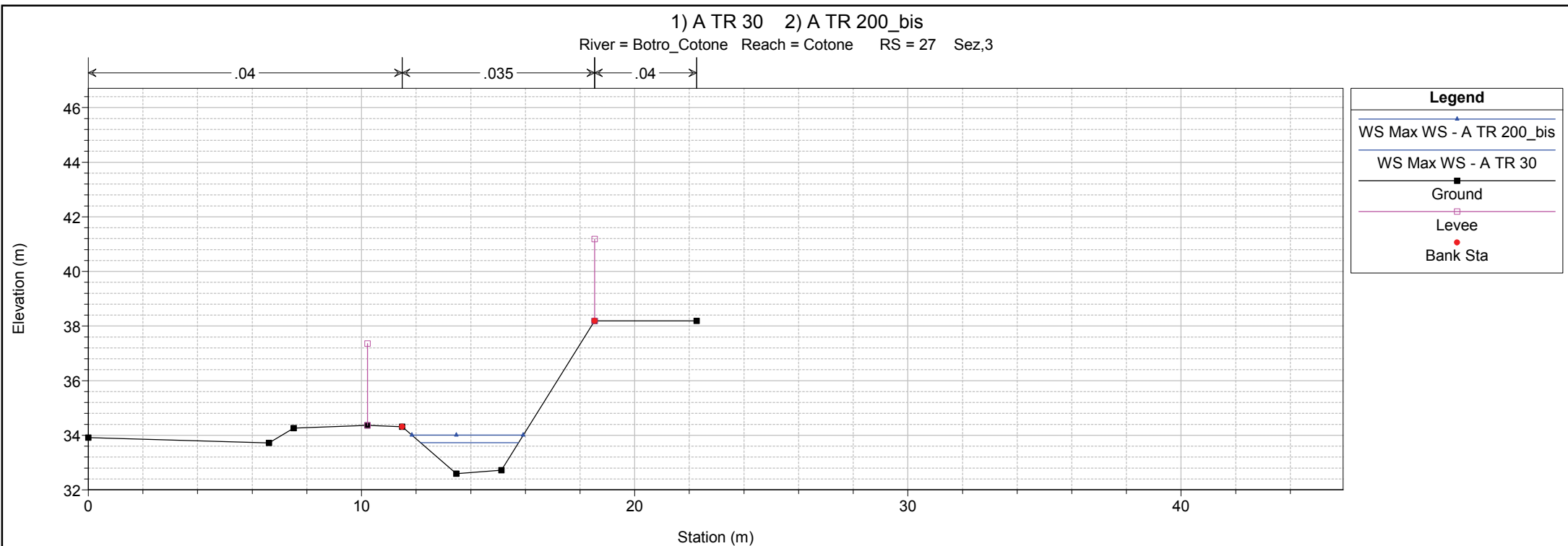
N.B. in grigio sono indicati gli sfioratori laterali in sinistra idrografica



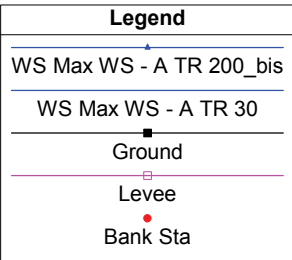
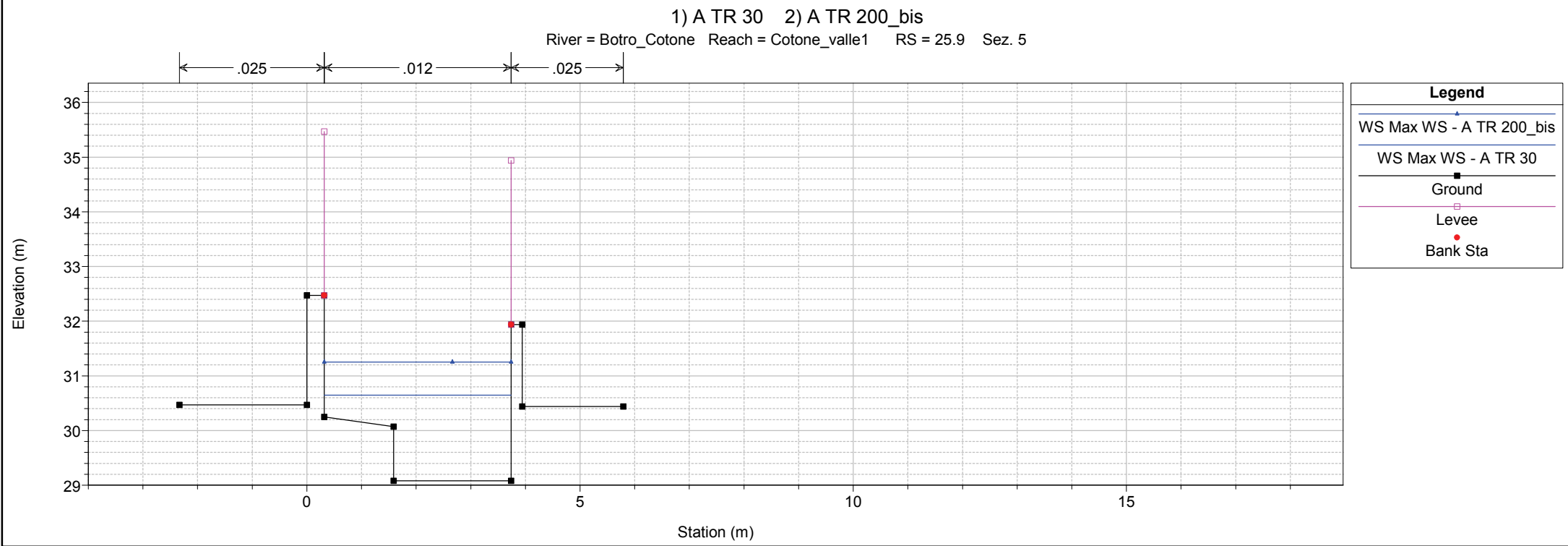
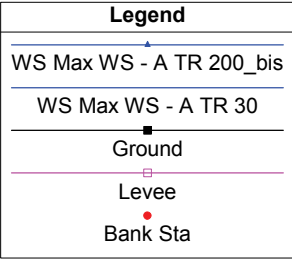
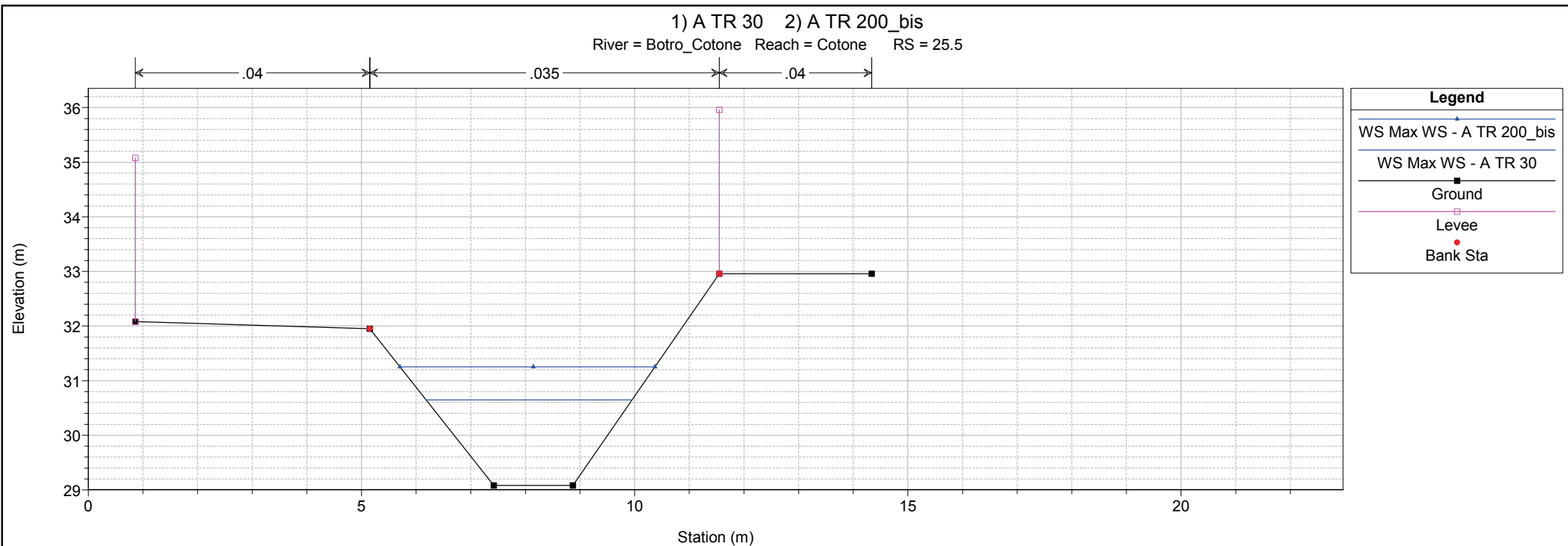
| Legend | |
|--------------------------|---|
| WS Max WS - A TR 200_bis | → |
| WS Max WS - A TR 30 | → |
| Ground | ■ |

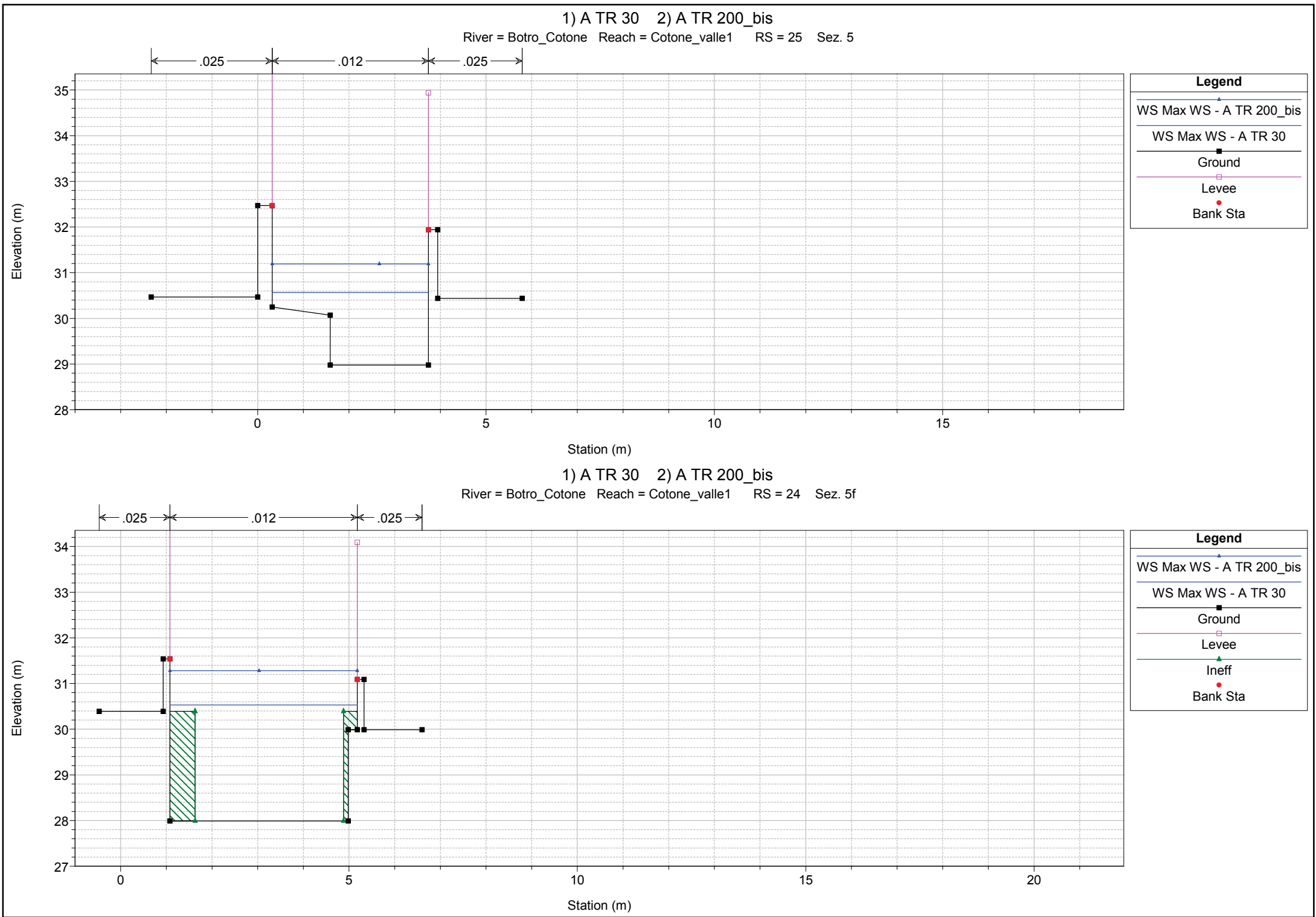
1 cm Horiz. = 20 m 1 cm Vert. = 2 m





1 cm Horiz. = 2 m 1 cm Vert. = 2 m





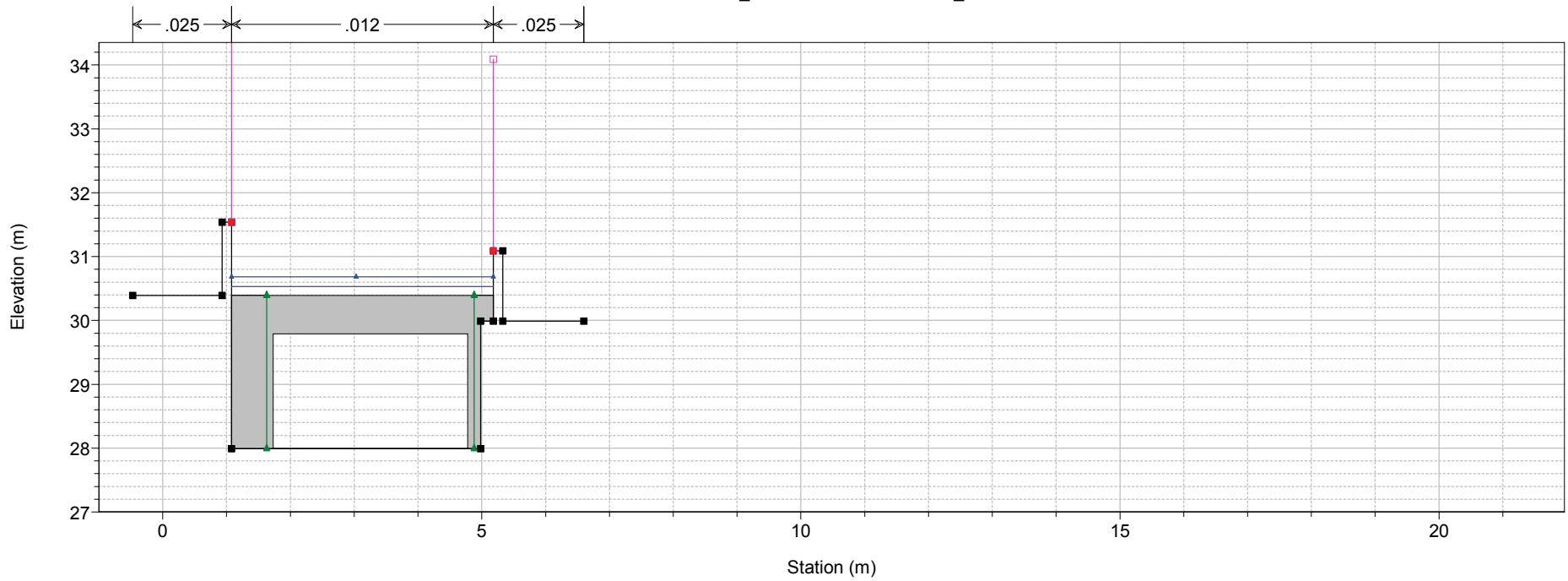
Legend

- WS Max WS - A TR 200_bis
- WS Max WS - A TR 30
- Ground
- Levee
- Bank Sta

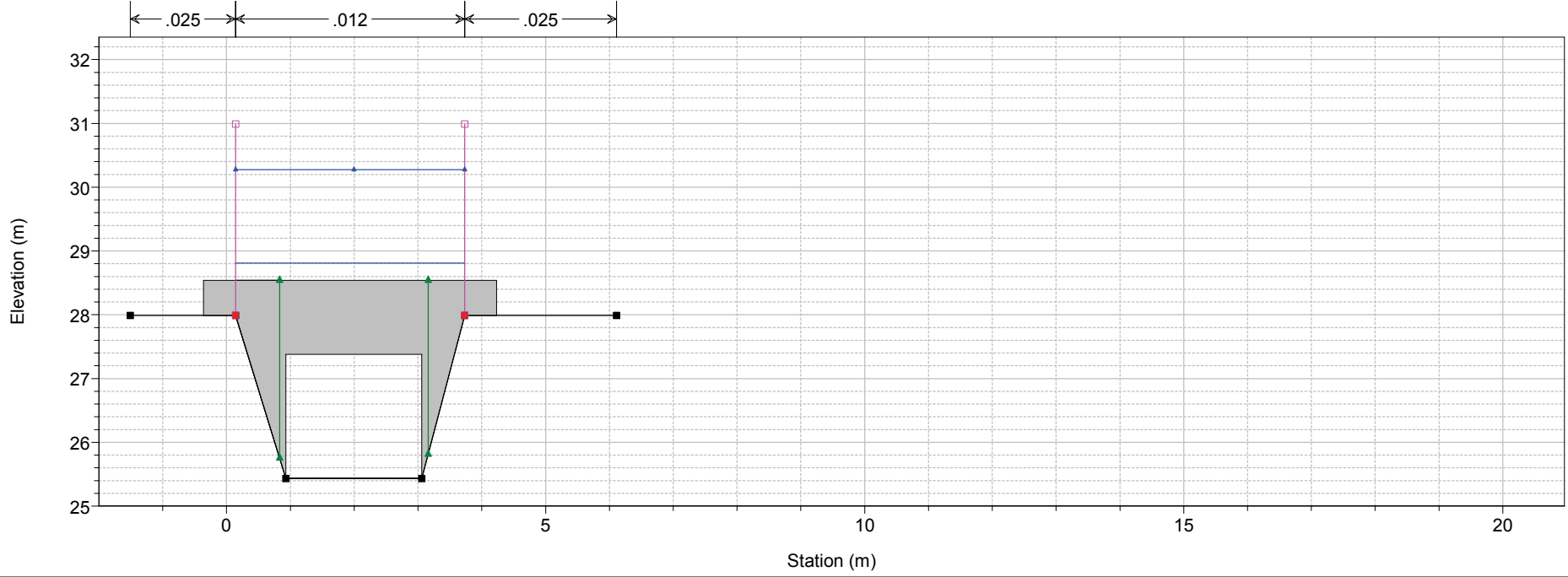
Legend

- WS Max WS - A TR 200_bis
- WS Max WS - A TR 30
- Ground
- Levee
- Ineff
- Bank Sta

1) A TR 30 2) A TR 200_bis
 River = Botro_Cotone Reach = Cotone_valle1 RS = 23.5 BR


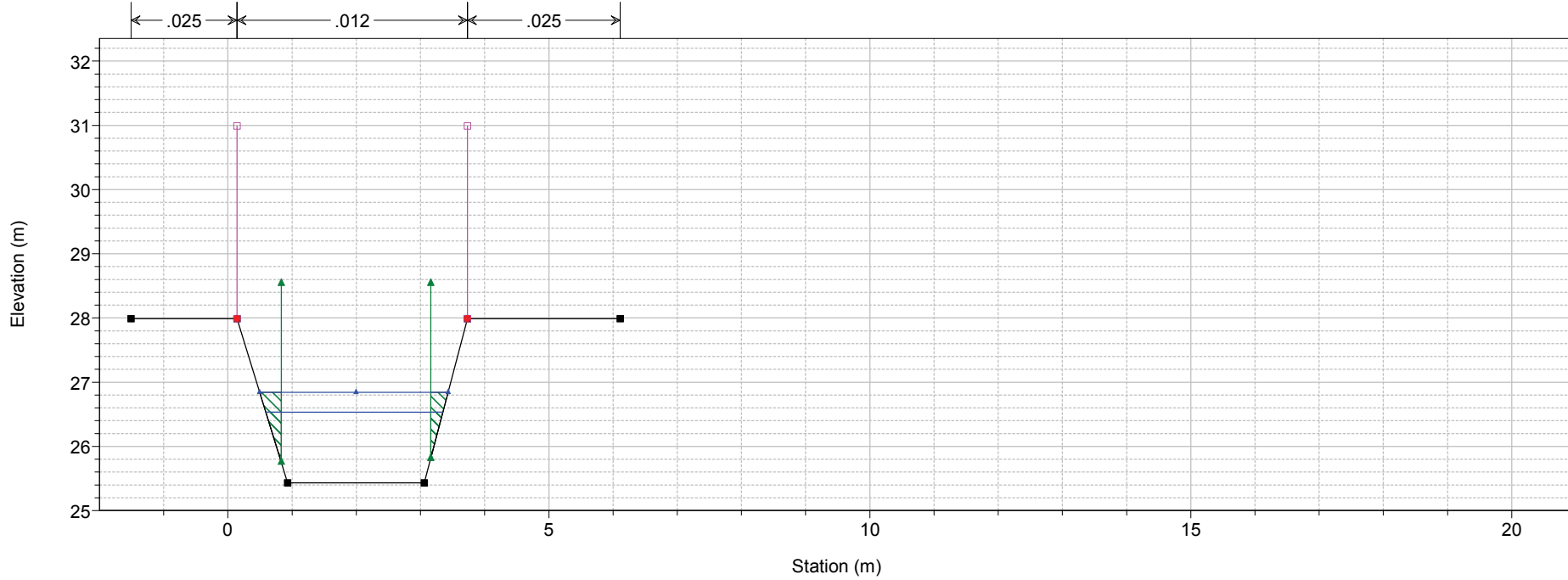


1) A TR 30 2) A TR 200_bis
 River = Botro_Cotone Reach = Cotone_valle1 RS = 23.5 BR

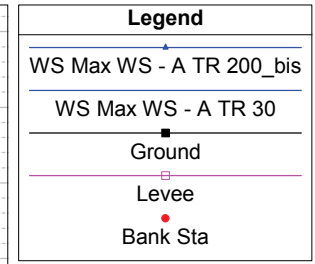
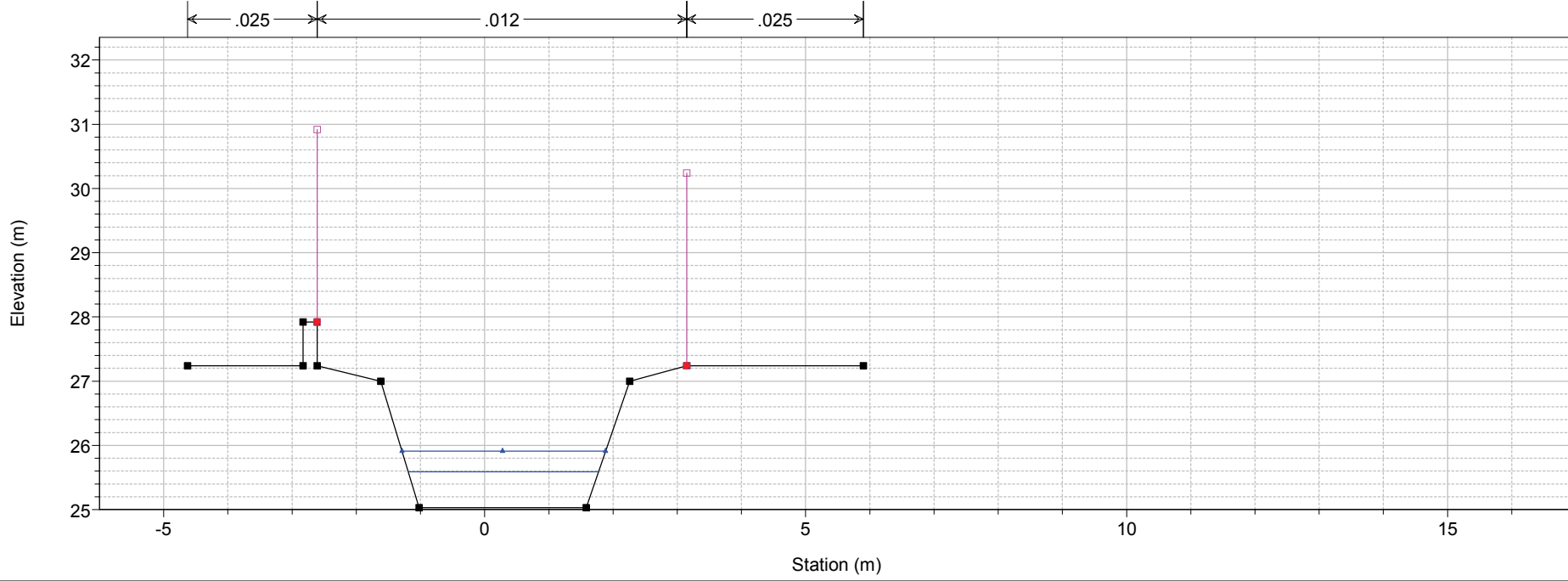


1 cm Horiz. = 1 m 1 cm Vert. = 1 m

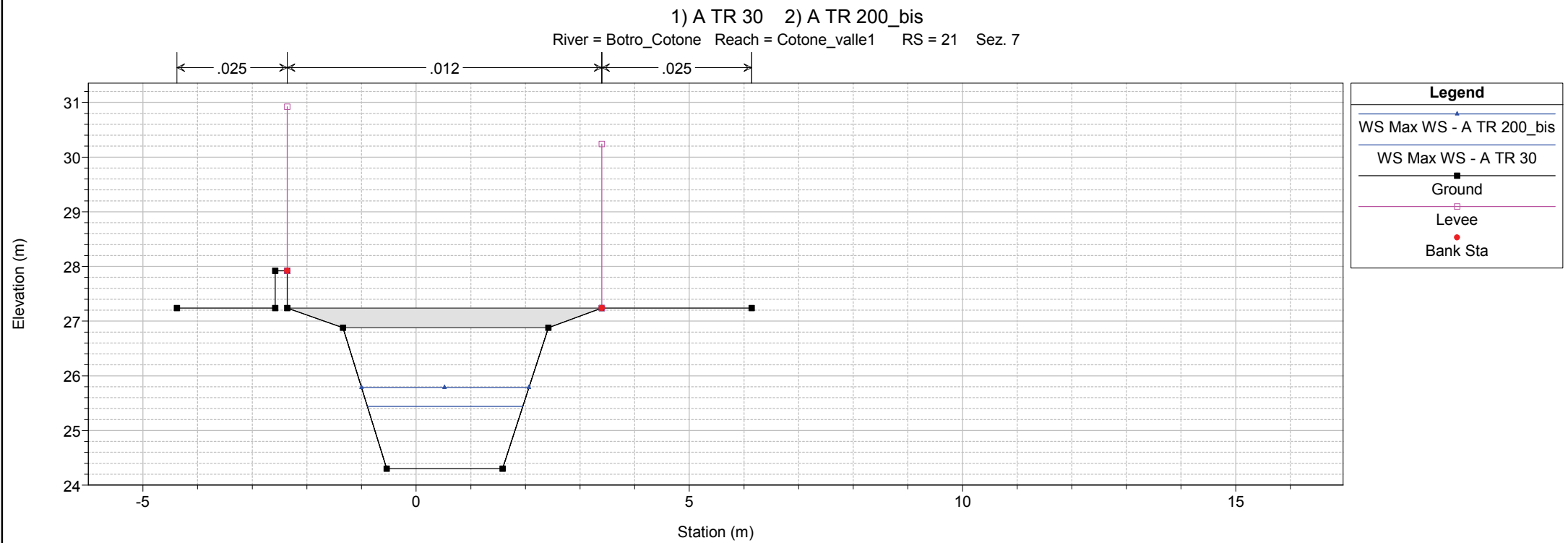
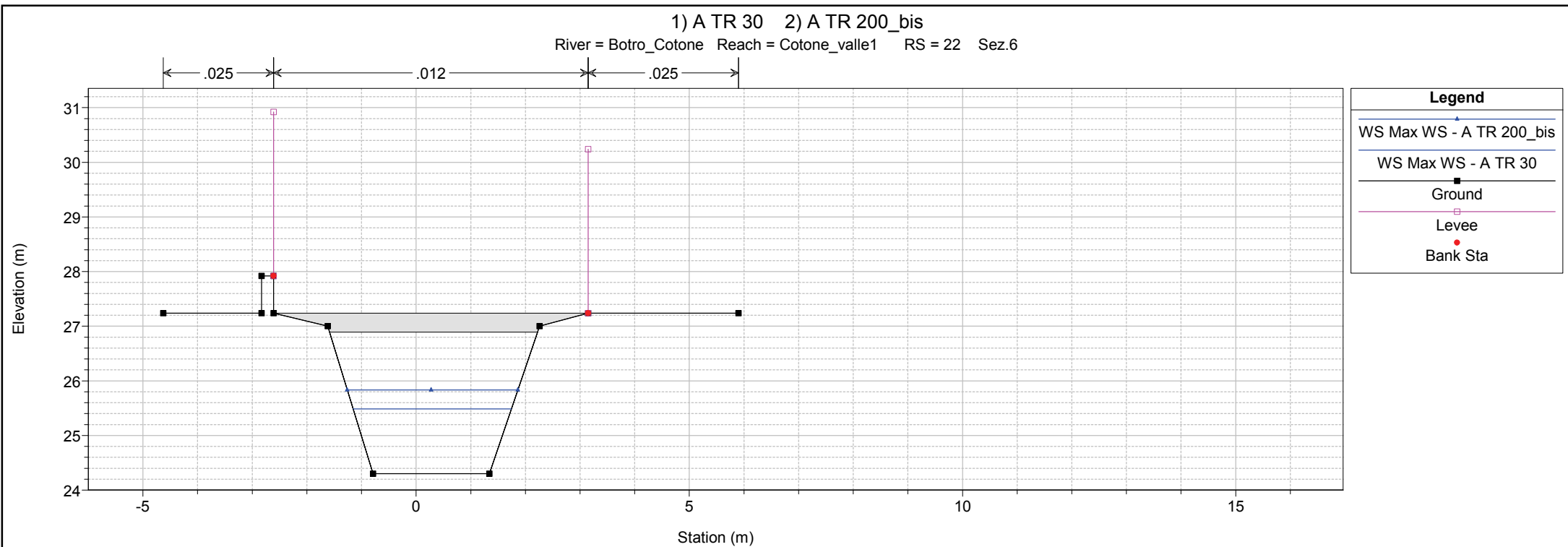
1) A TR 30 2) A TR 200_bis
 River = Botro_Cotone Reach = Cotone_valle1 RS = 23 Sez. 5g



1) A TR 30 2) A TR 200_bis
 River = Botro_Cotone Reach = Cotone_valle1 RS = 22.1 Sez. 6

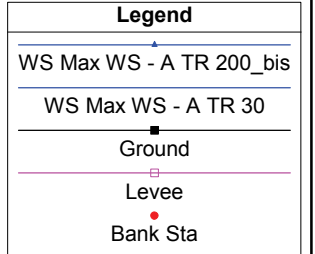
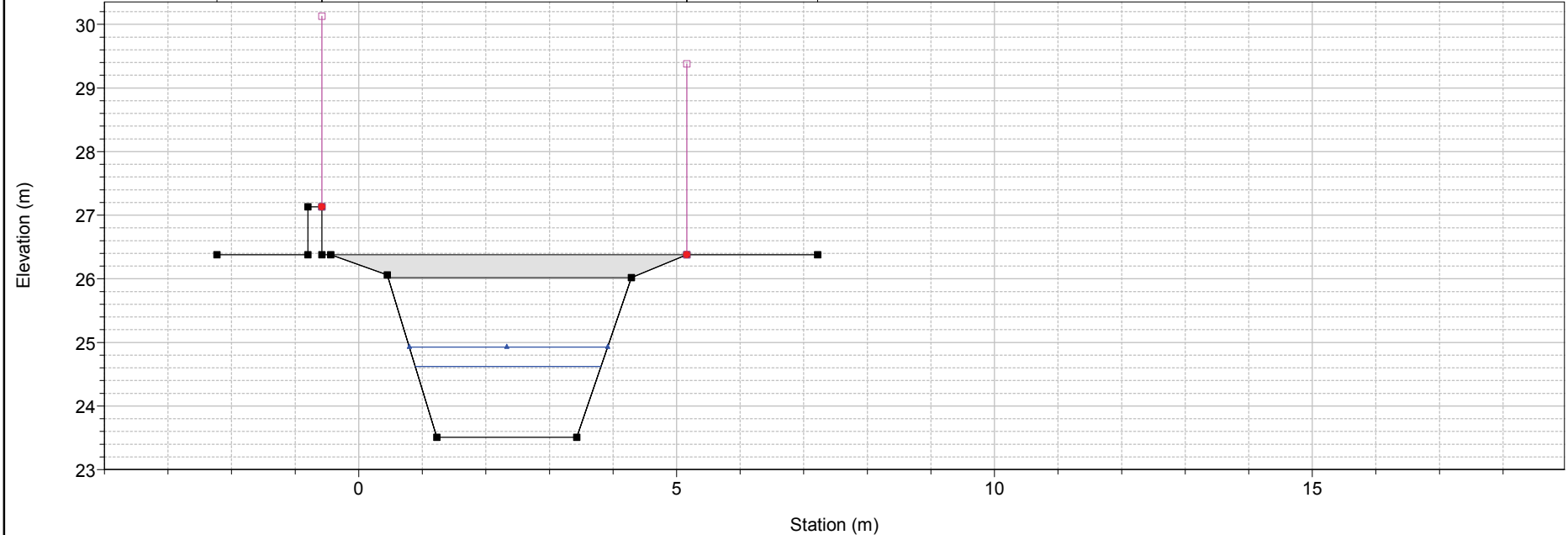


1 cm Horiz. = 1 m 1 cm Vert. = 1 m




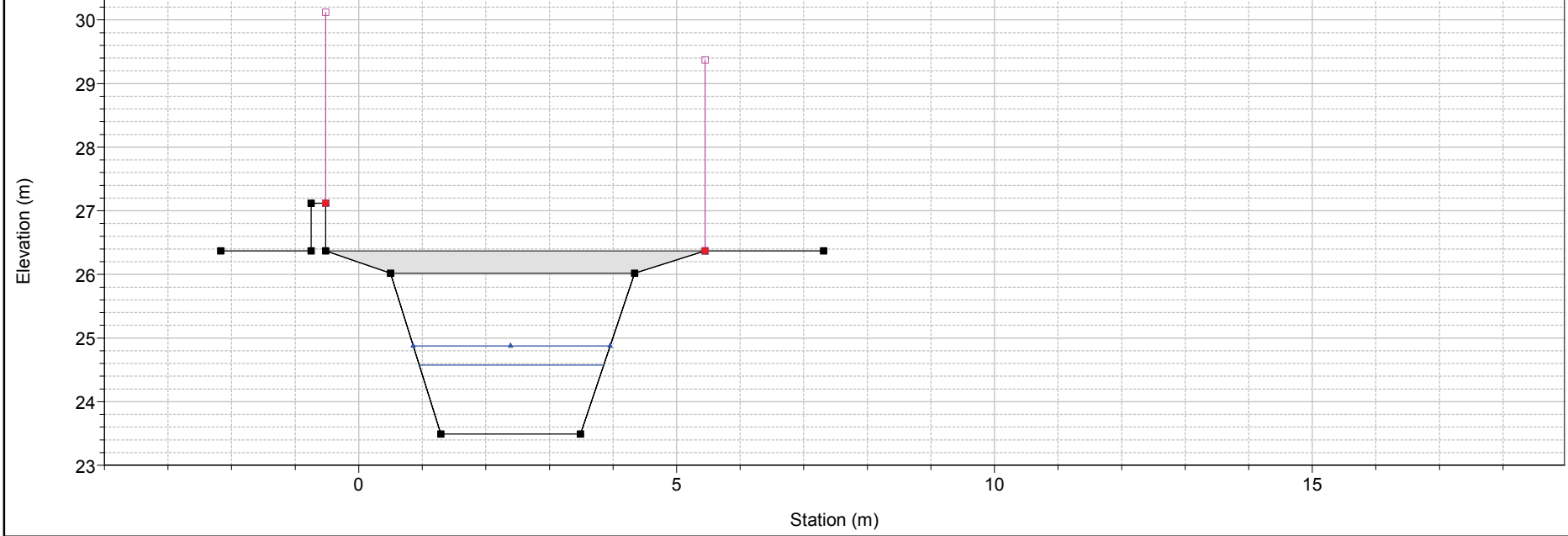
1) A TR 30 2) A TR 200_bis
 River = Botro_Cotone Reach = Cotone_valle1 RS = 20 Sez.8

← .025 → ← .012 → ← .025 →



1) A TR 30 2) A TR 200_bis
 River = Botro_Cotone Reach = Cotone_valle1 RS = 19 Sez. 9

← .025 → ← .012 → ← .025 →

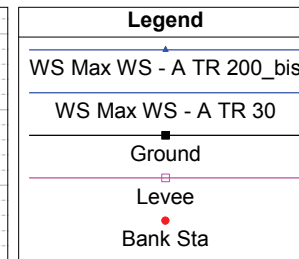
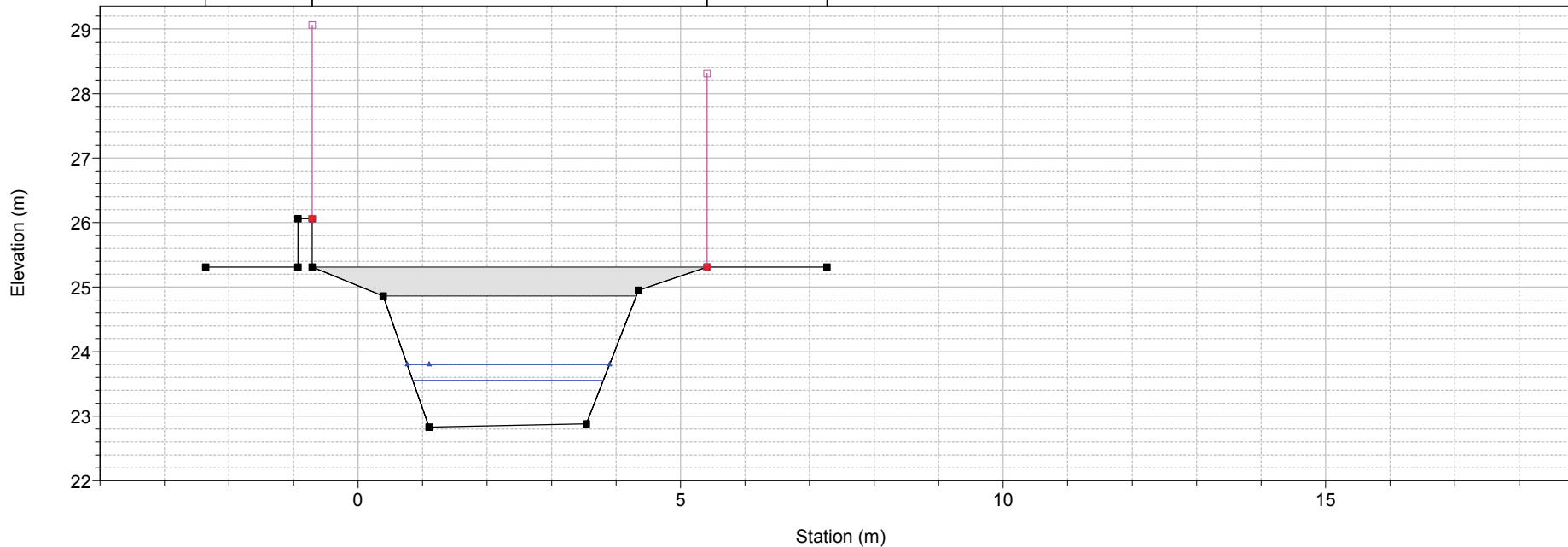


1 cm Horiz. = 1 m 1 cm Vert. = 1 m

1) A TR 30 2) A TR 200_bis

River = Botro_Cotone Reach = Cotone_valle1 RS = 18 Sez. 10

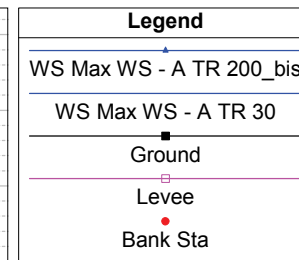
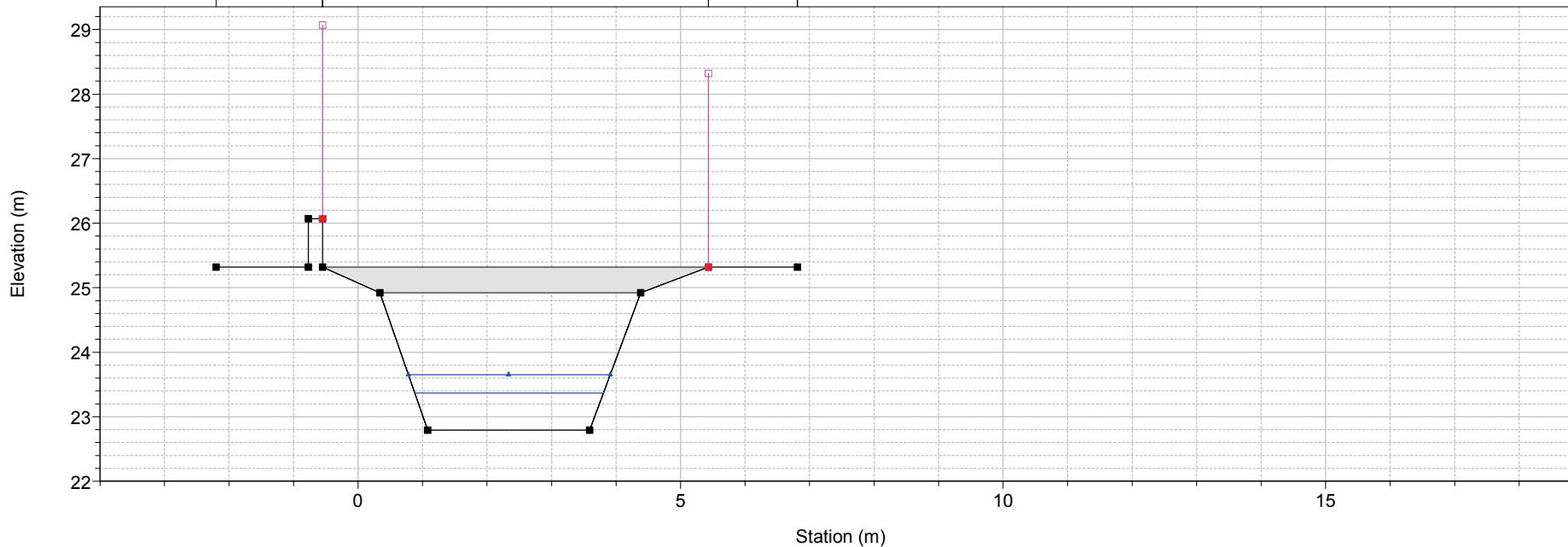
← .025 | .012 | .025 →



1) A TR 30 2) A TR 200_bis

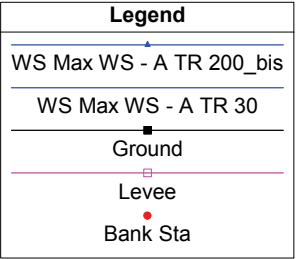
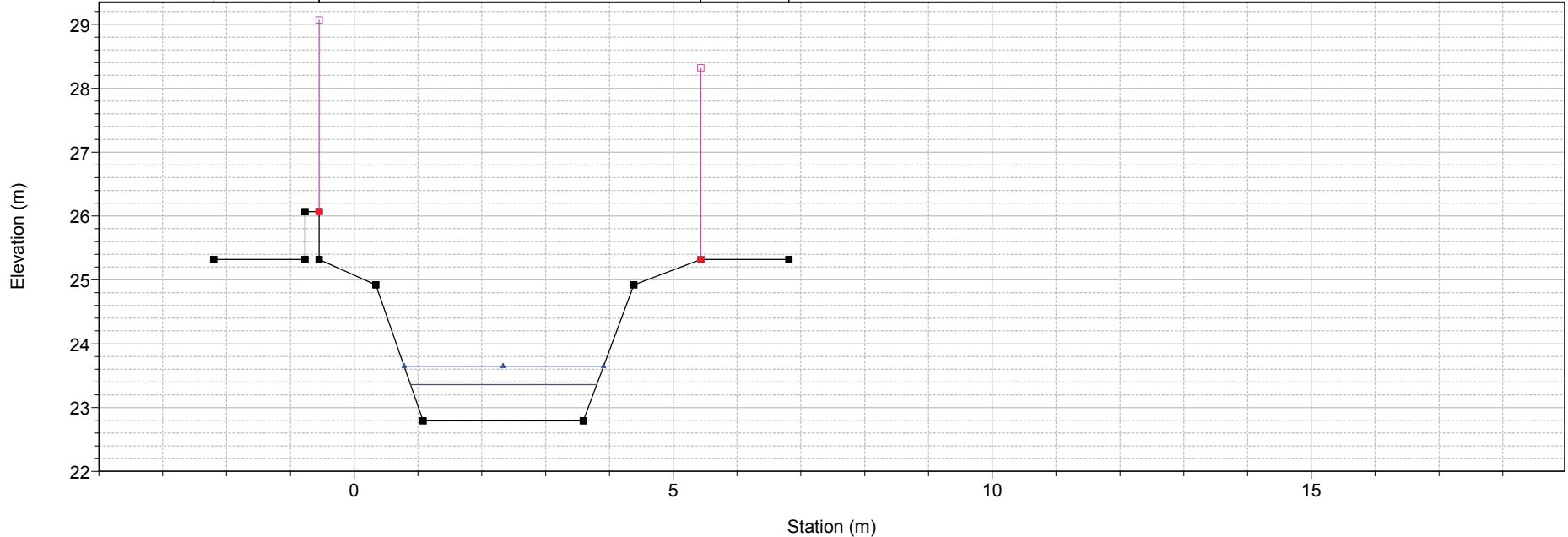
River = Botro_Cotone Reach = Cotone_valle1 RS = 17 Sez. 11

← .025 | .012 | .025 →



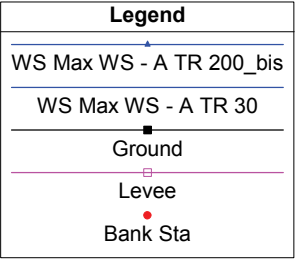
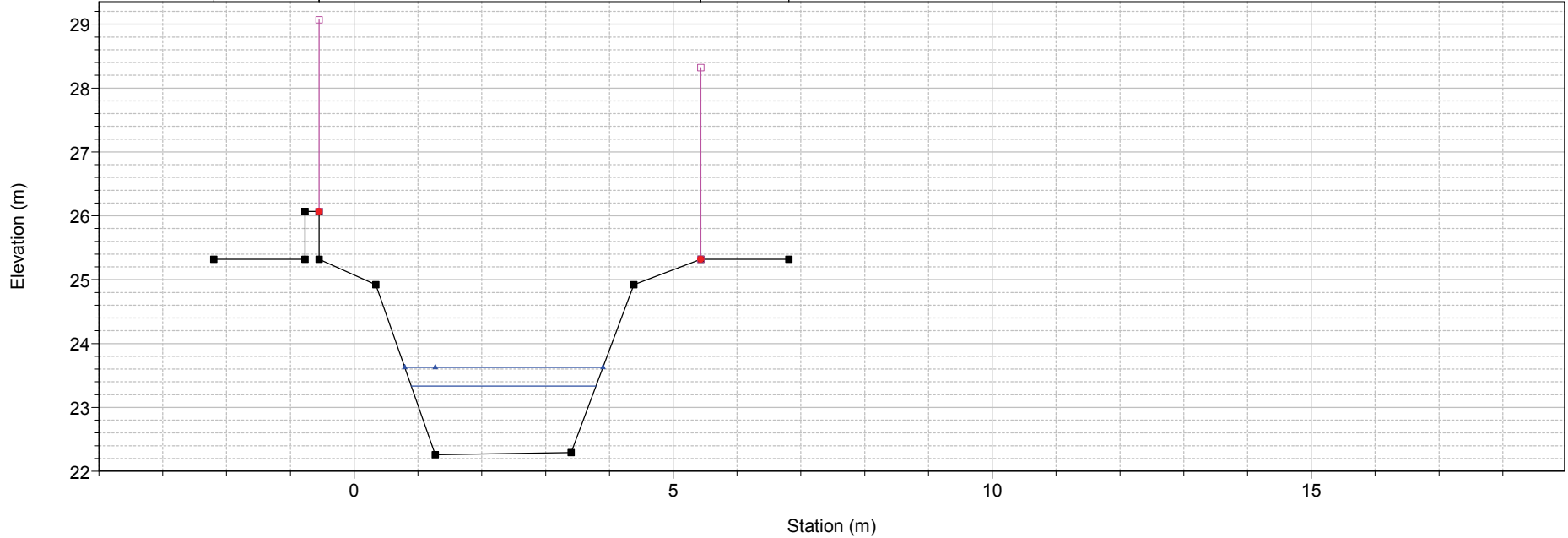
1) A TR 30 2) A TR 200_bis
 River = Botro_Cotone Reach = Cotone_valle1 RS = 16.99 Sez. 11

← .025 | | .012 | | .025 →



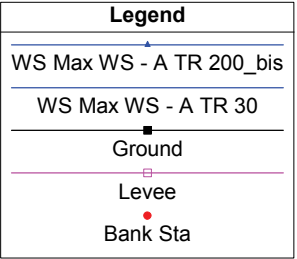
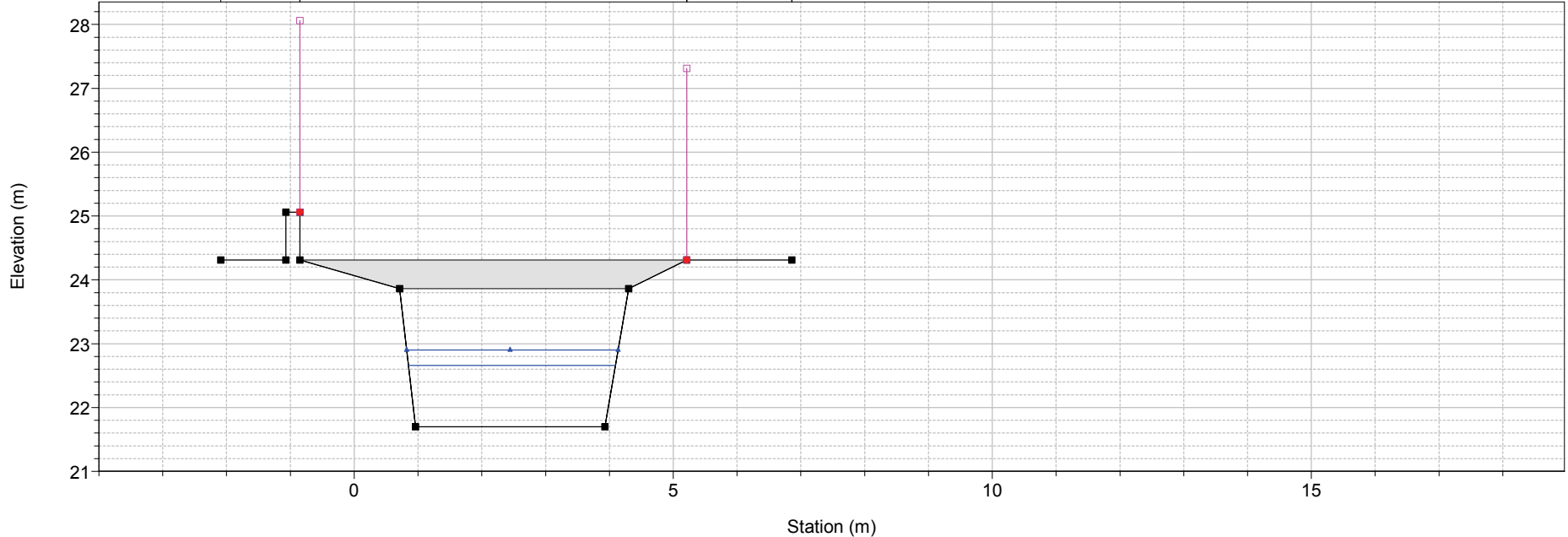
1) A TR 30 2) A TR 200_bis
 River = Botro_Cotone Reach = Cotone_valle1 RS = 16.9

← .025 | | .012 | | .025 →



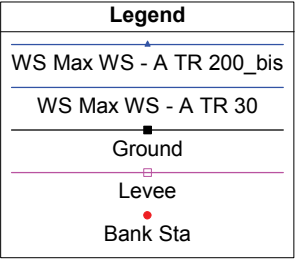
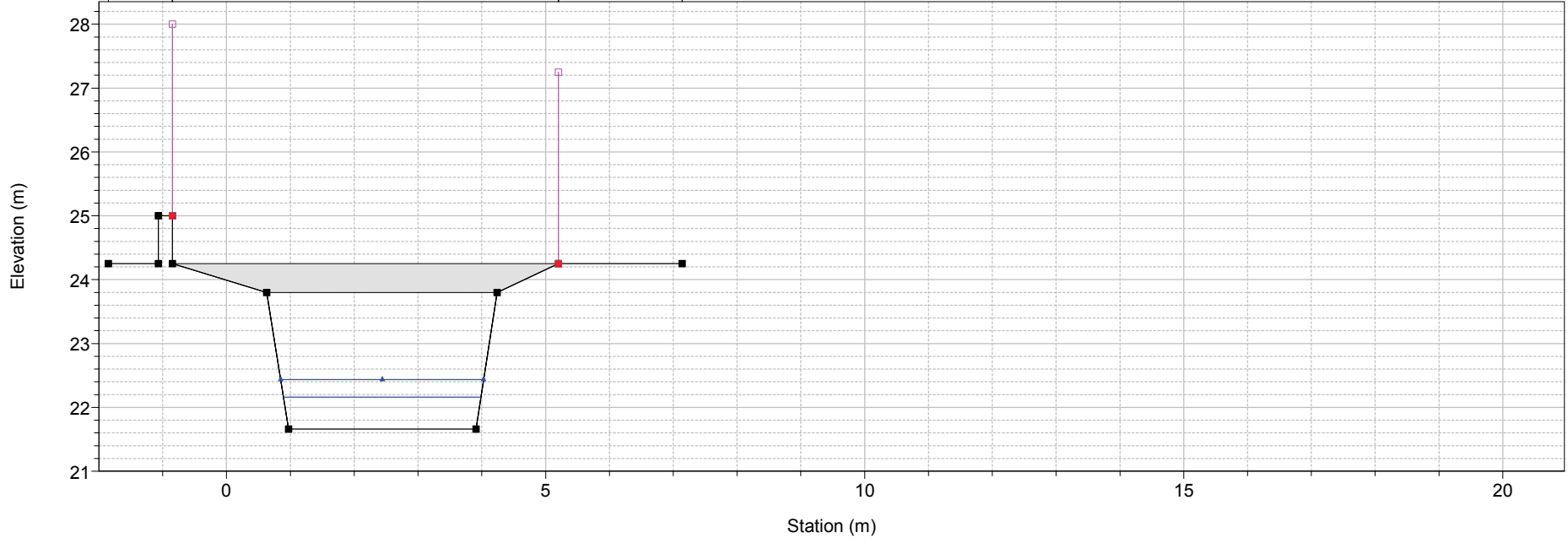
1) A TR 30 2) A TR 200_bis
 River = Botro_Cotone Reach = Cotone_valle1 RS = 16 Sez. 12

← .025 → .012 ← .025 →

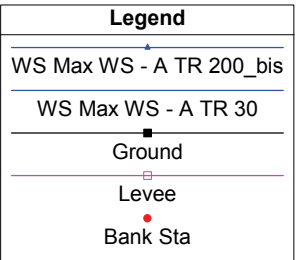
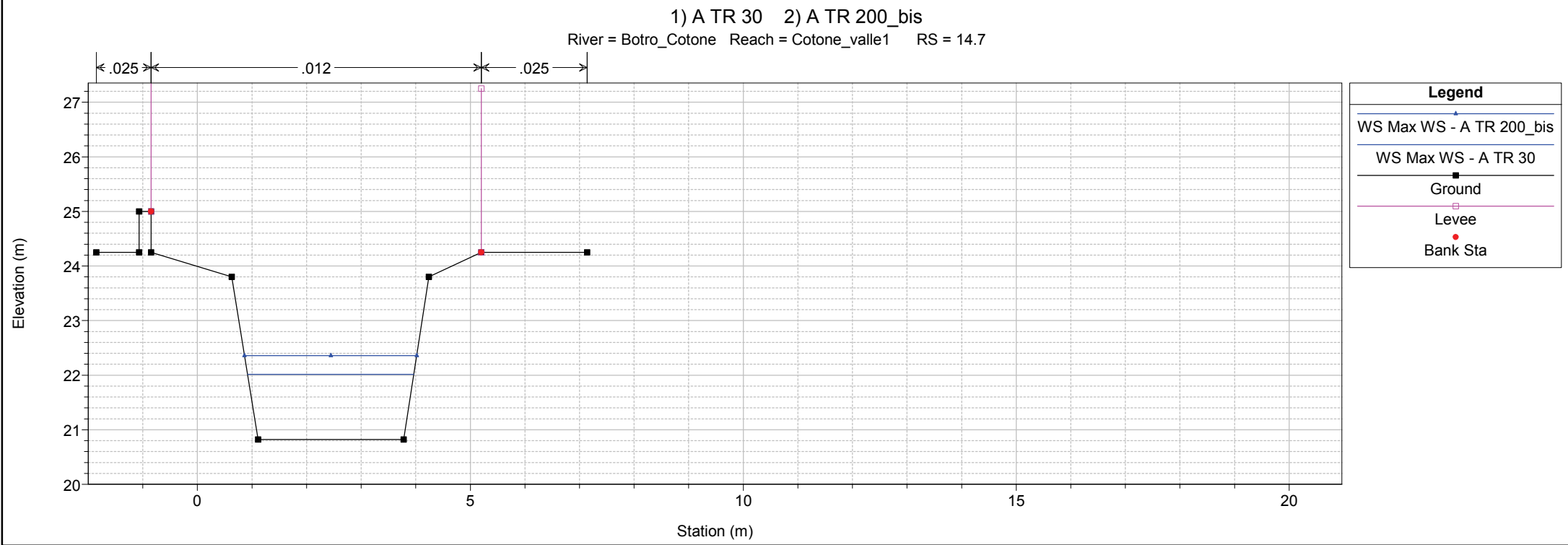
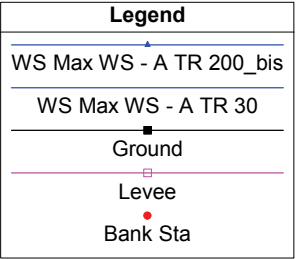
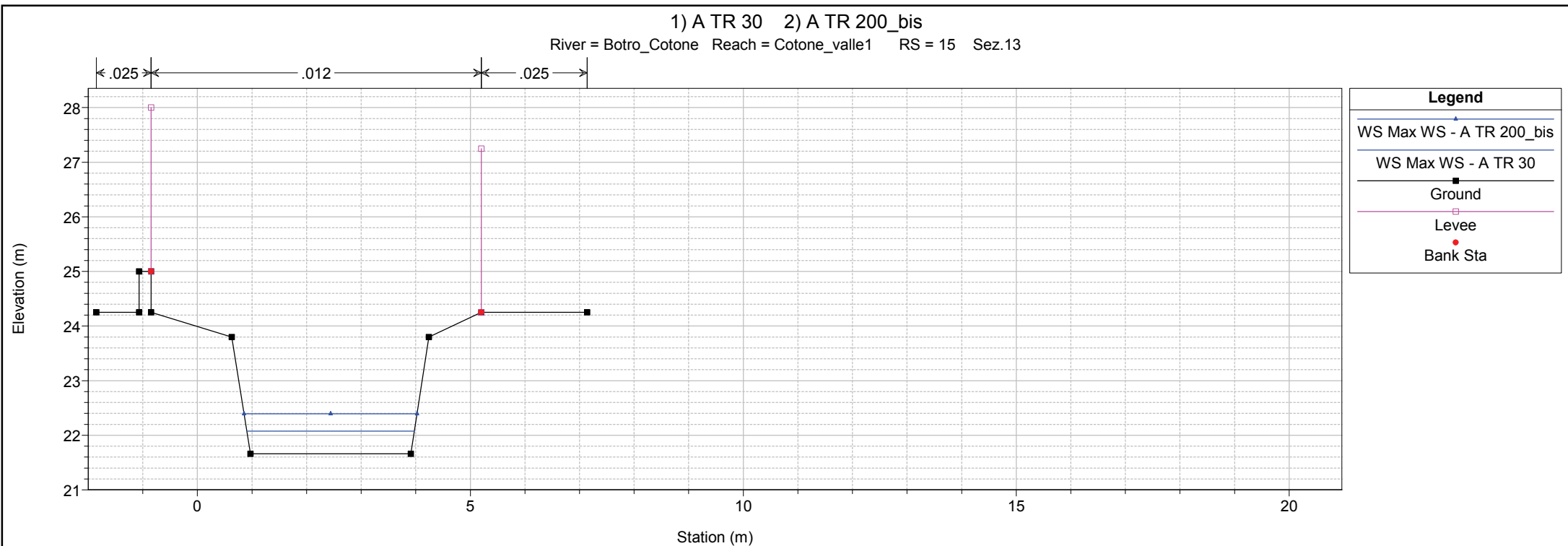


1) A TR 30 2) A TR 200_bis
 River = Botro_Cotone Reach = Cotone_valle1 RS = 15.1 Sez. 13

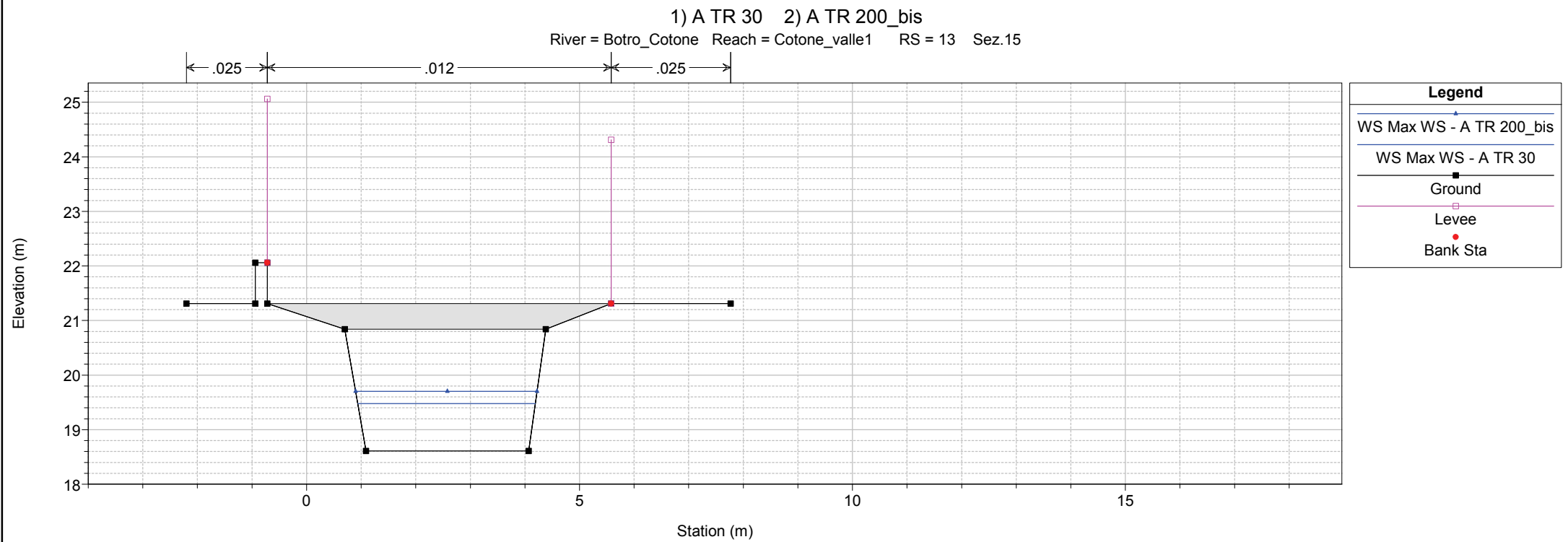
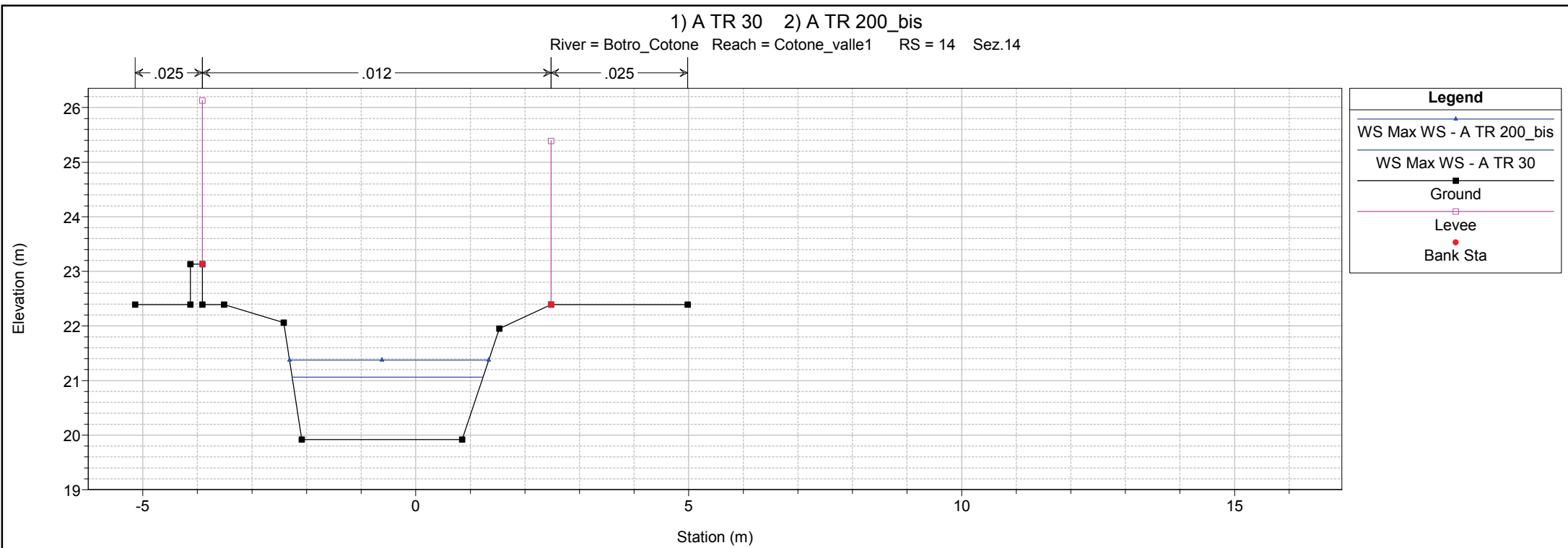
← .025 → .012 ← .025 →

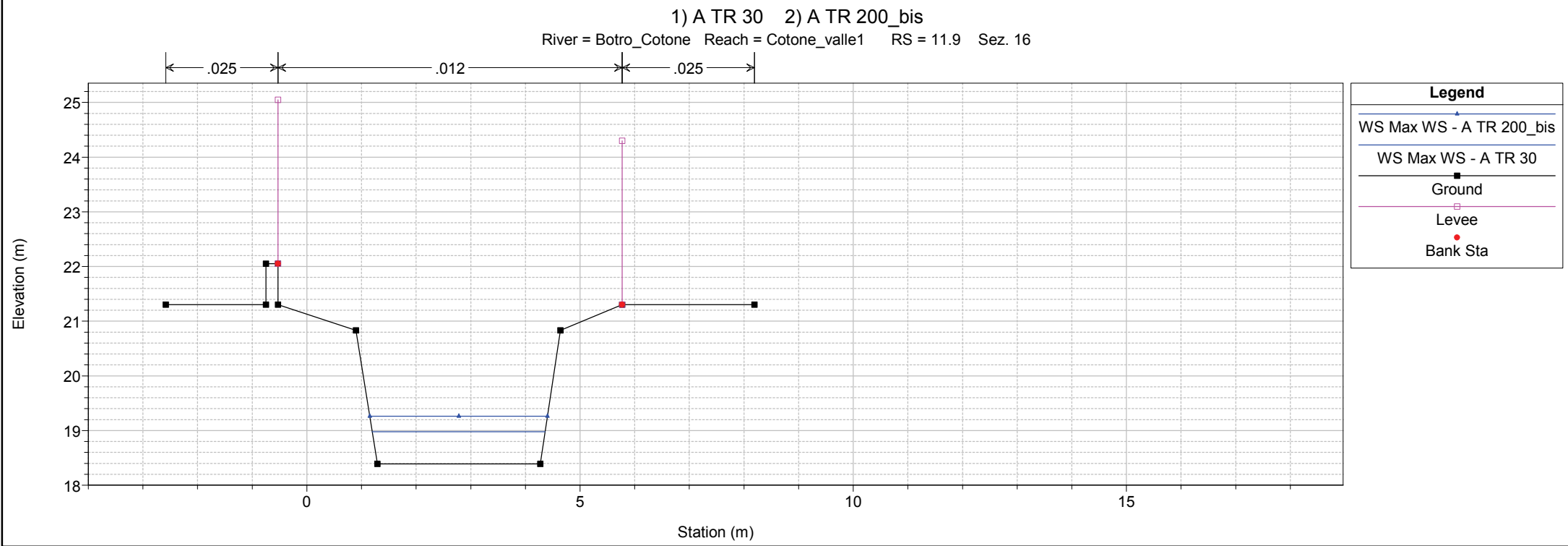
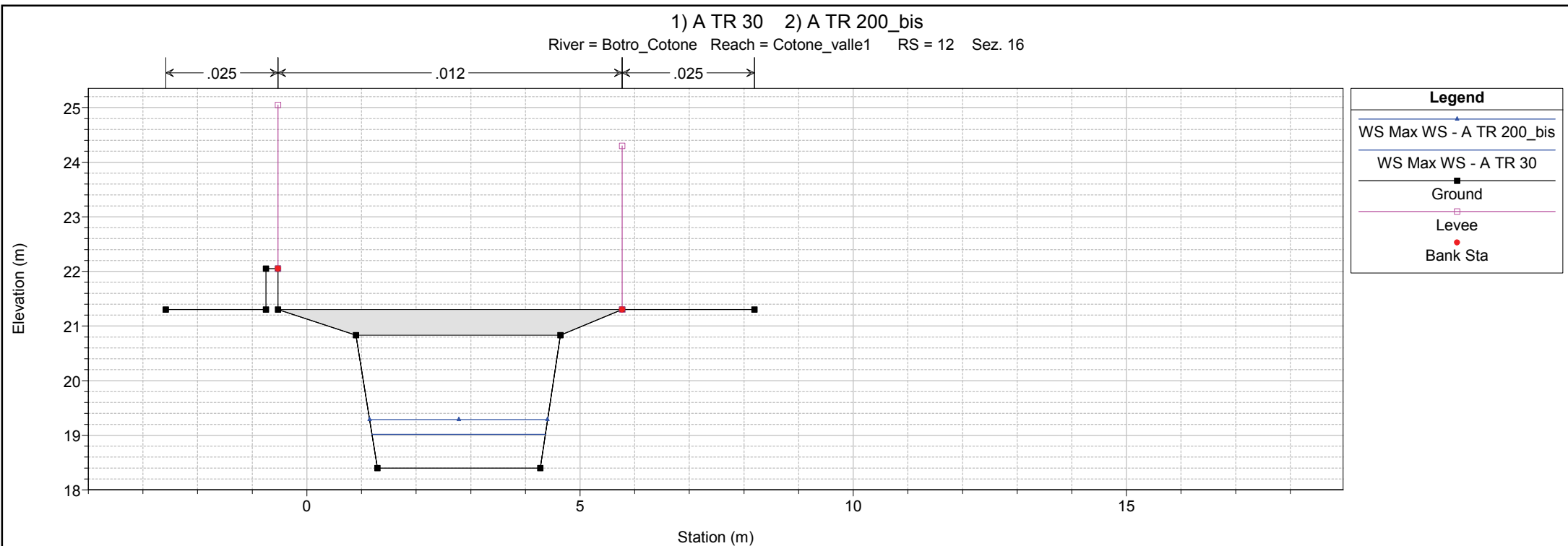


1 cm Horiz. = 1 m 1 cm Vert. = 1 m

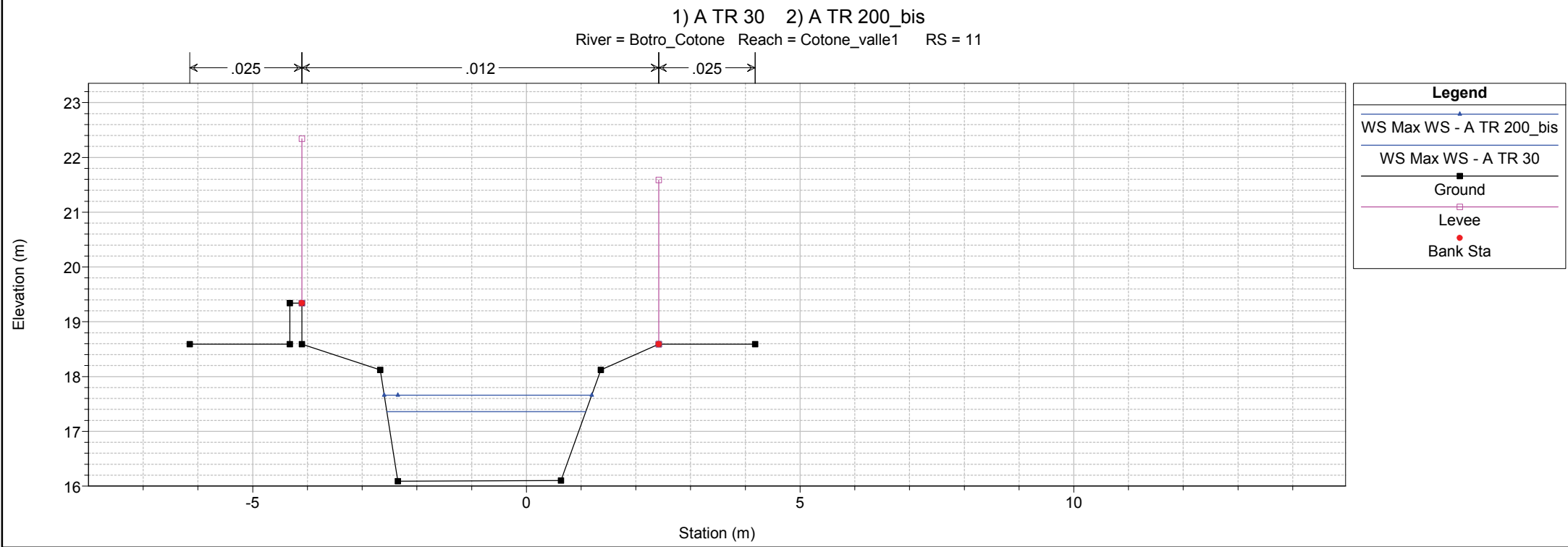
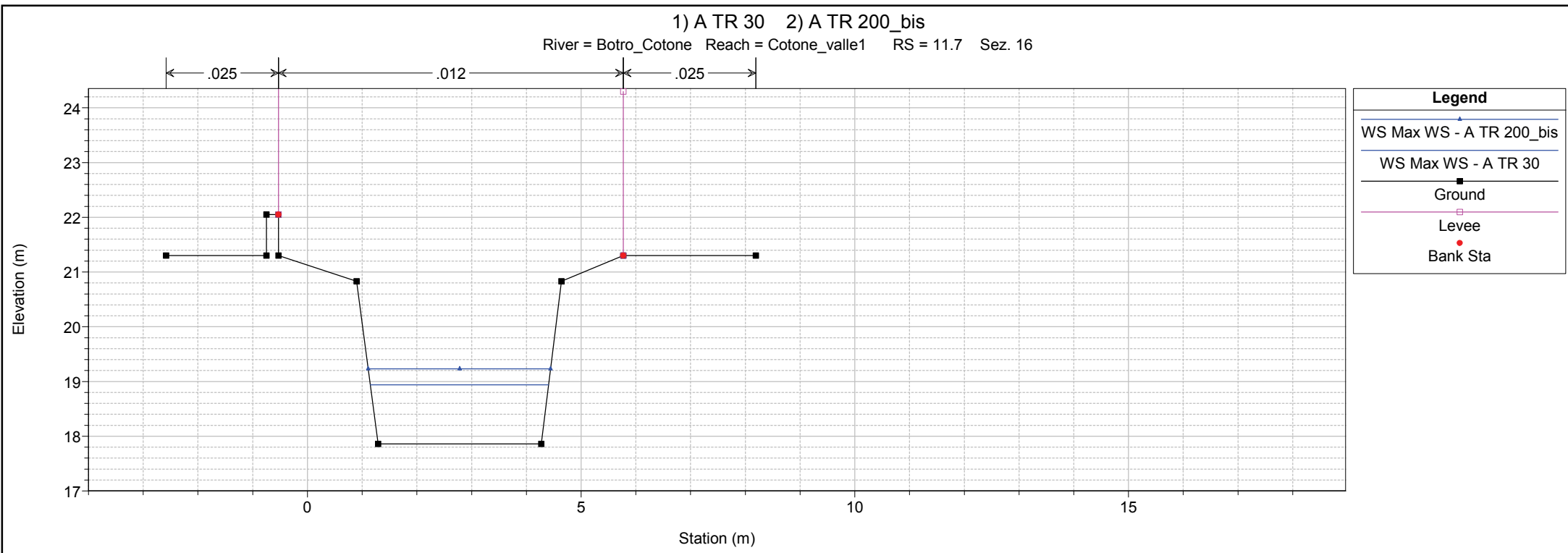


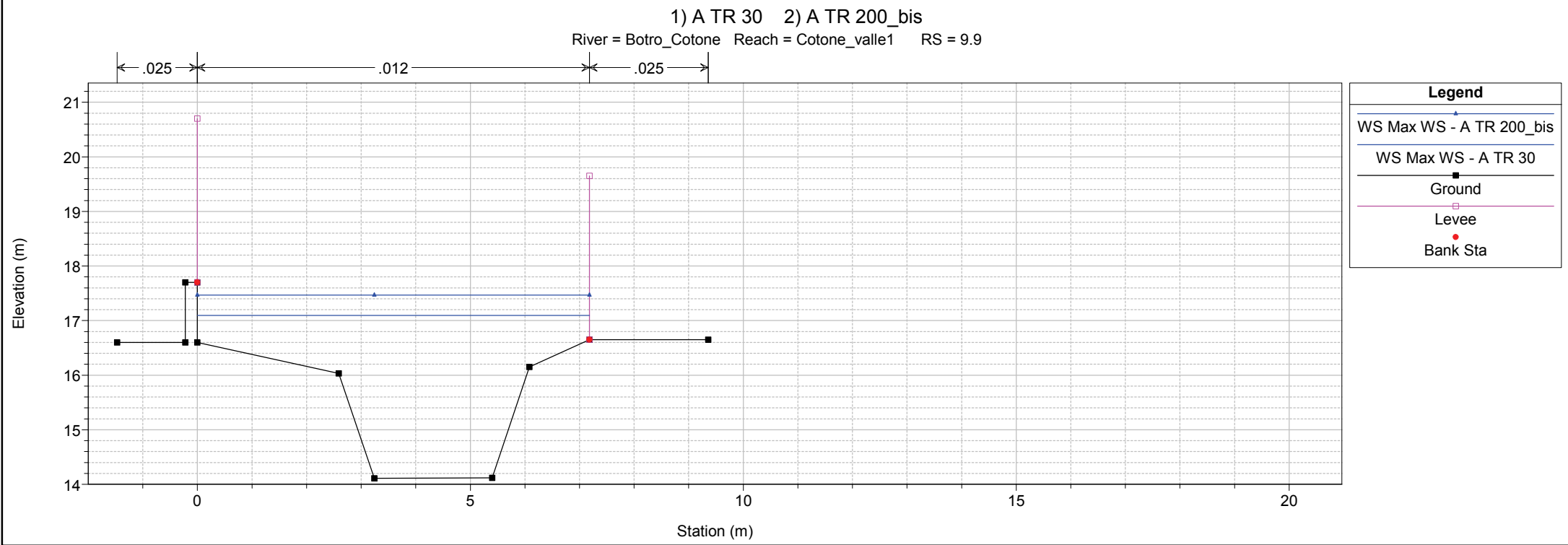
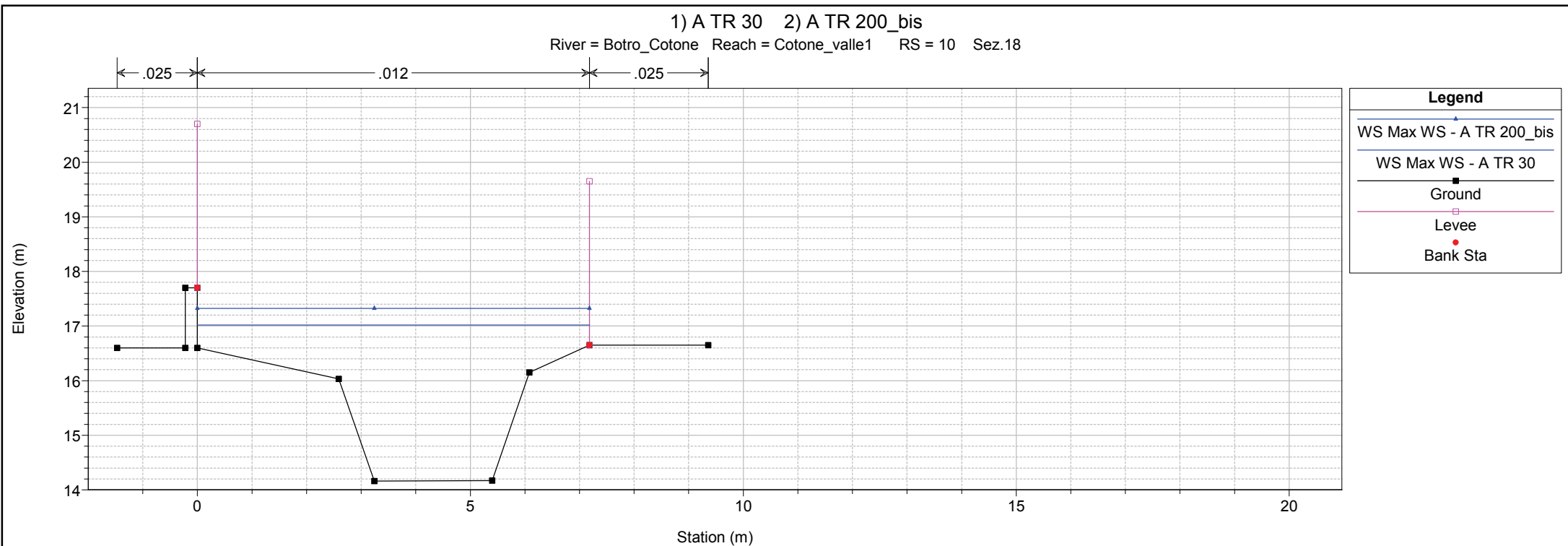
1 cm Horiz. = 1 m 1 cm Vert. = 1 m



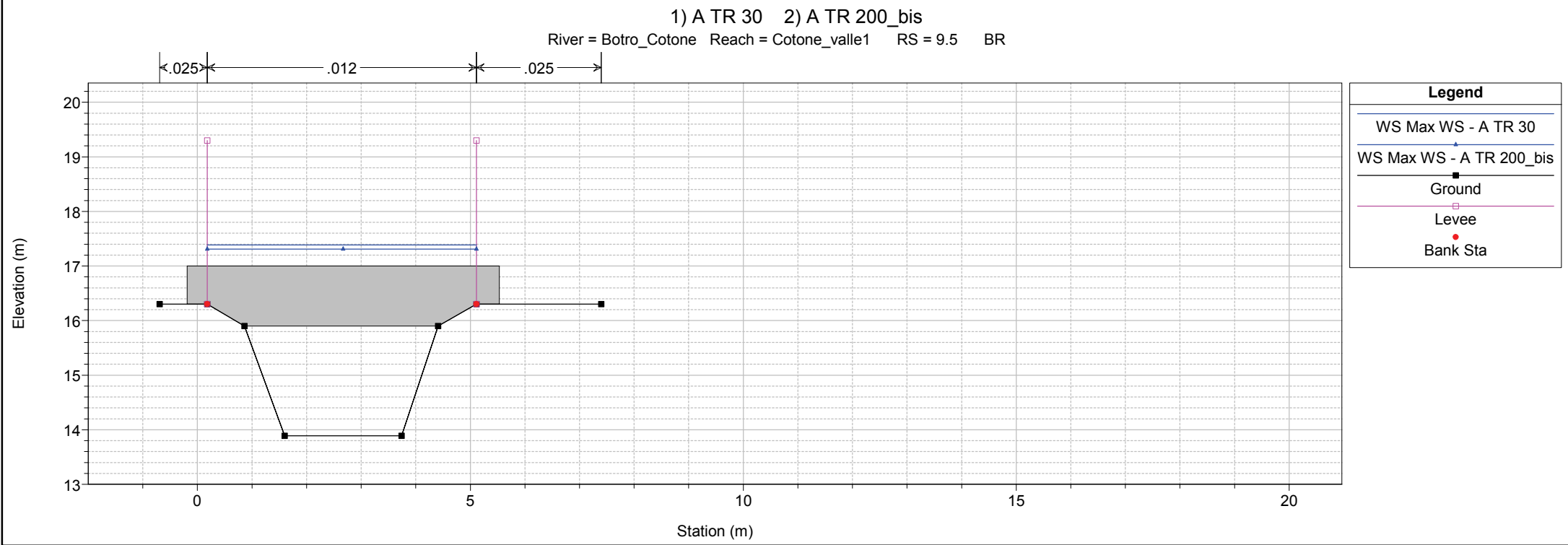
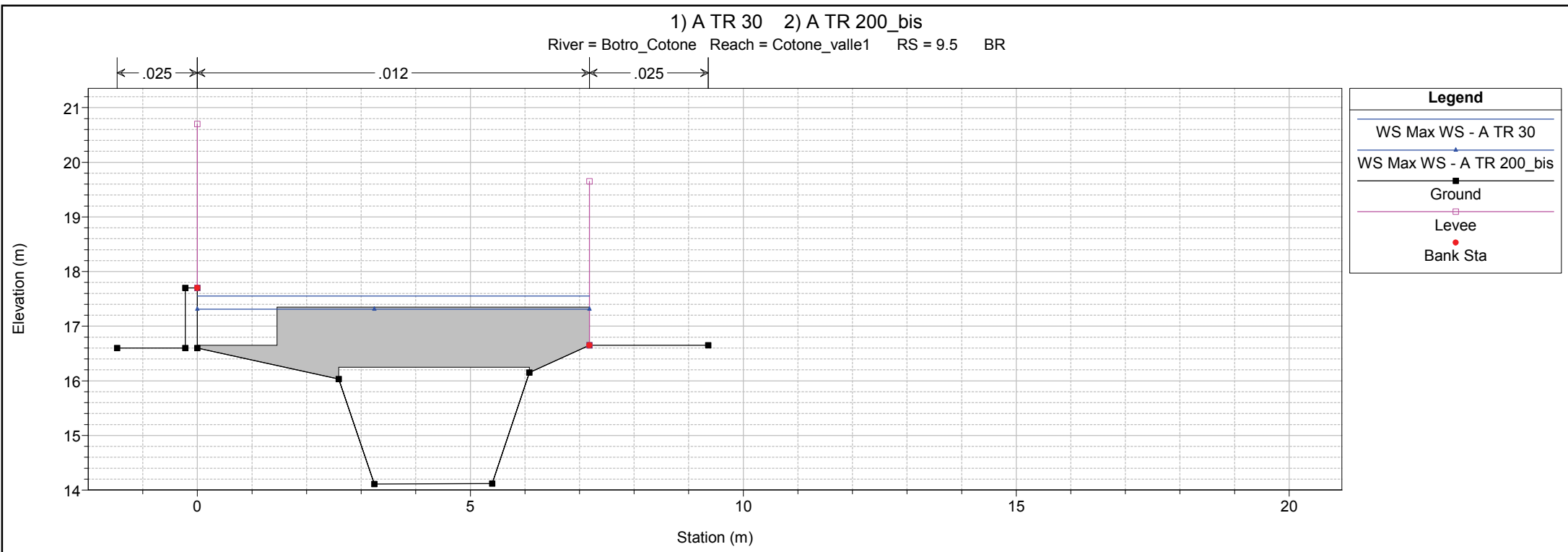


1 cm Horiz. = 1 m 1 cm Vert. = 1 m





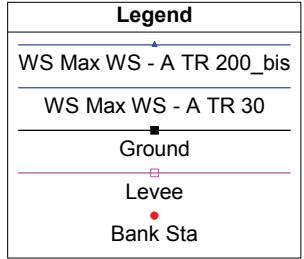
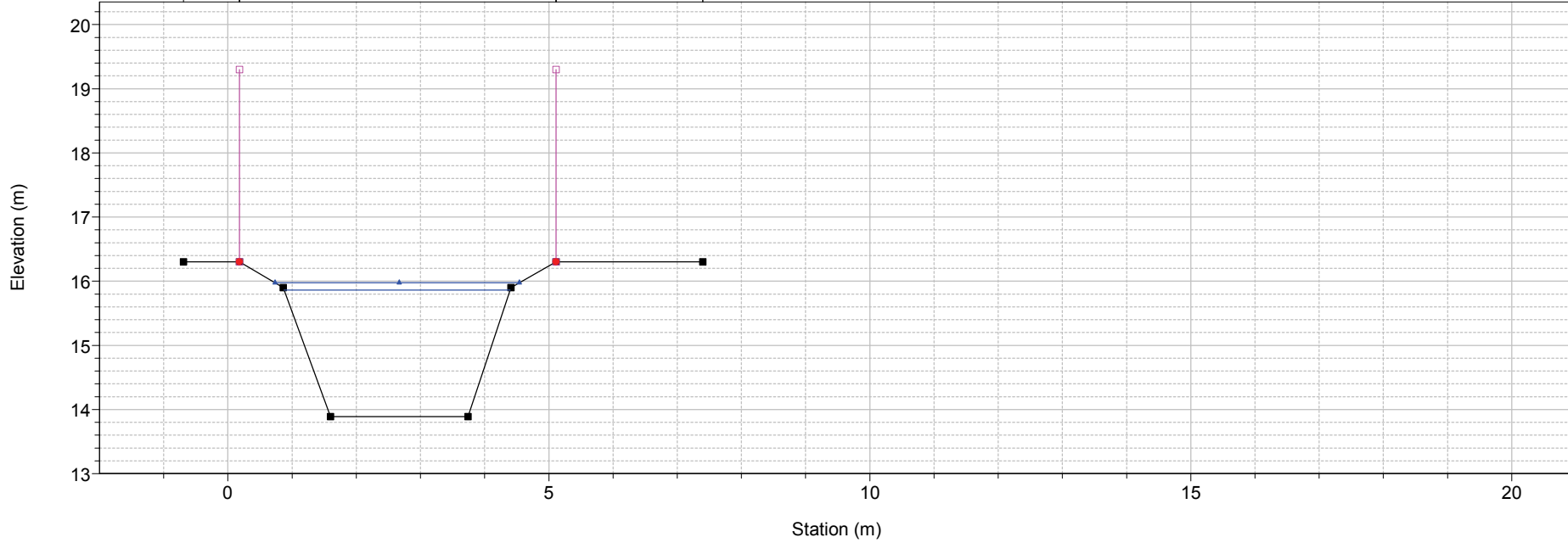
1 cm Horiz. = 1 m 1 cm Vert. = 1 m



1 cm Horiz. = 1 m 1 cm Vert. = 1 m

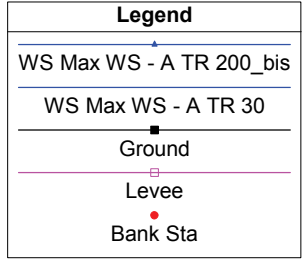
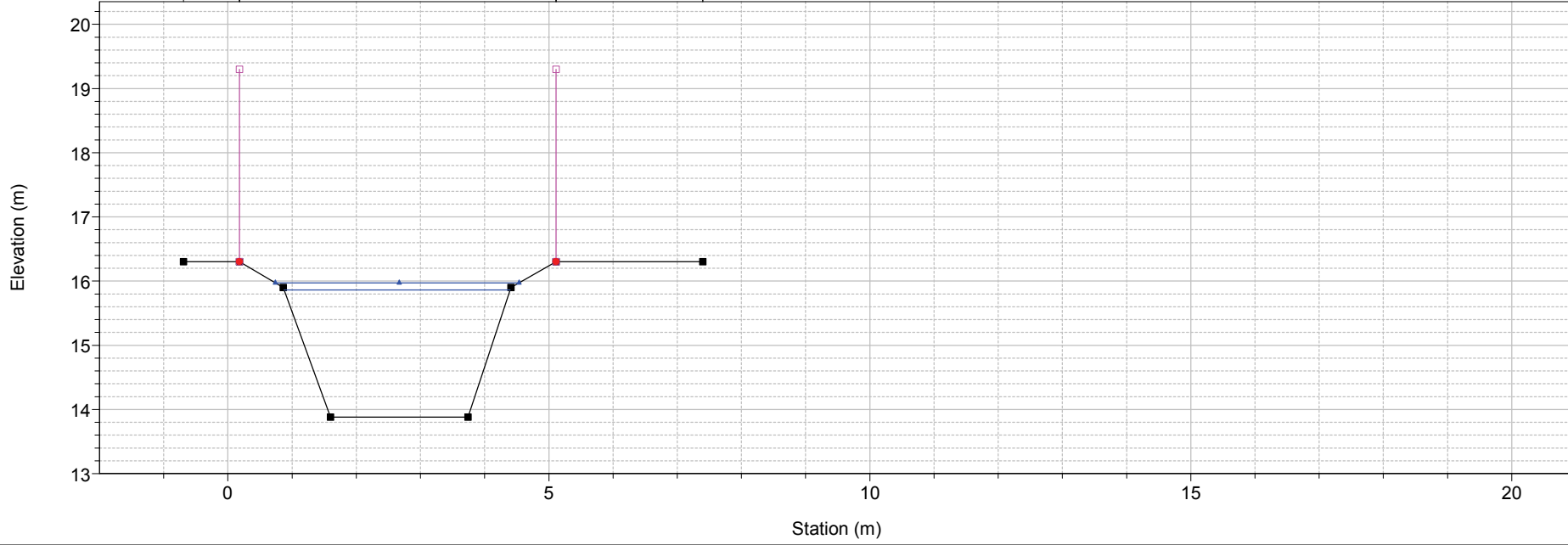
1) A TR 30 2) A TR 200_bis
 River = Botro_Cotone Reach = Cotone_valle1 RS = 9.1

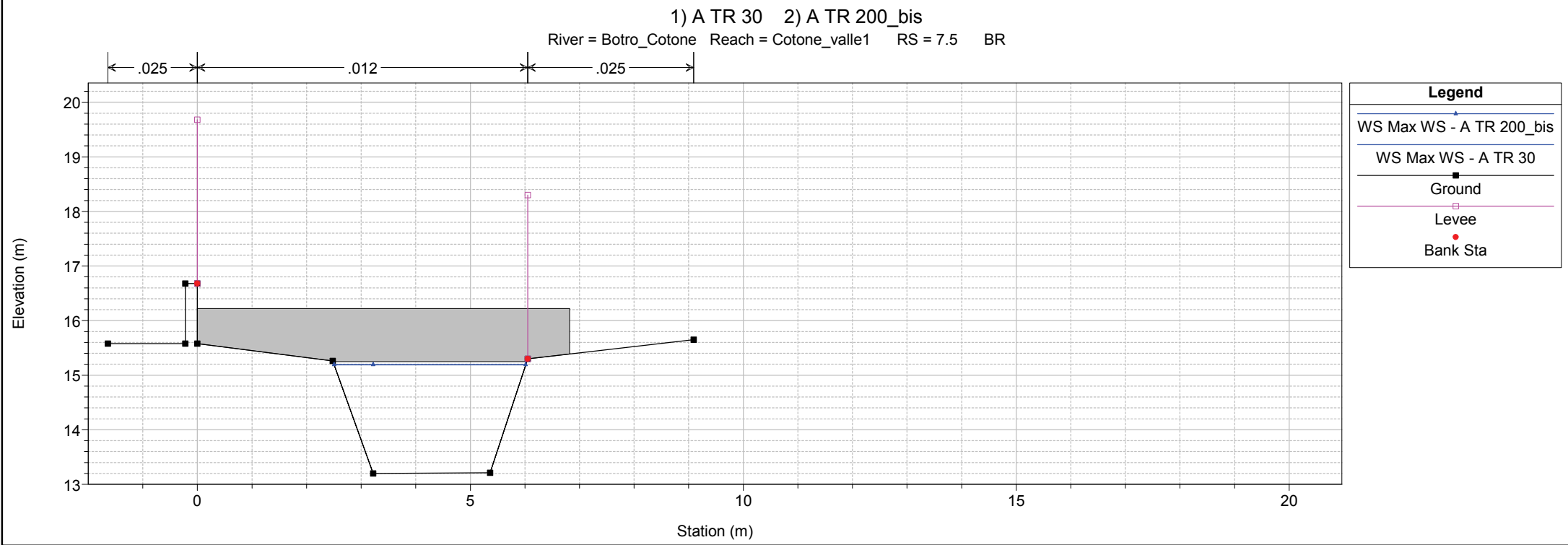
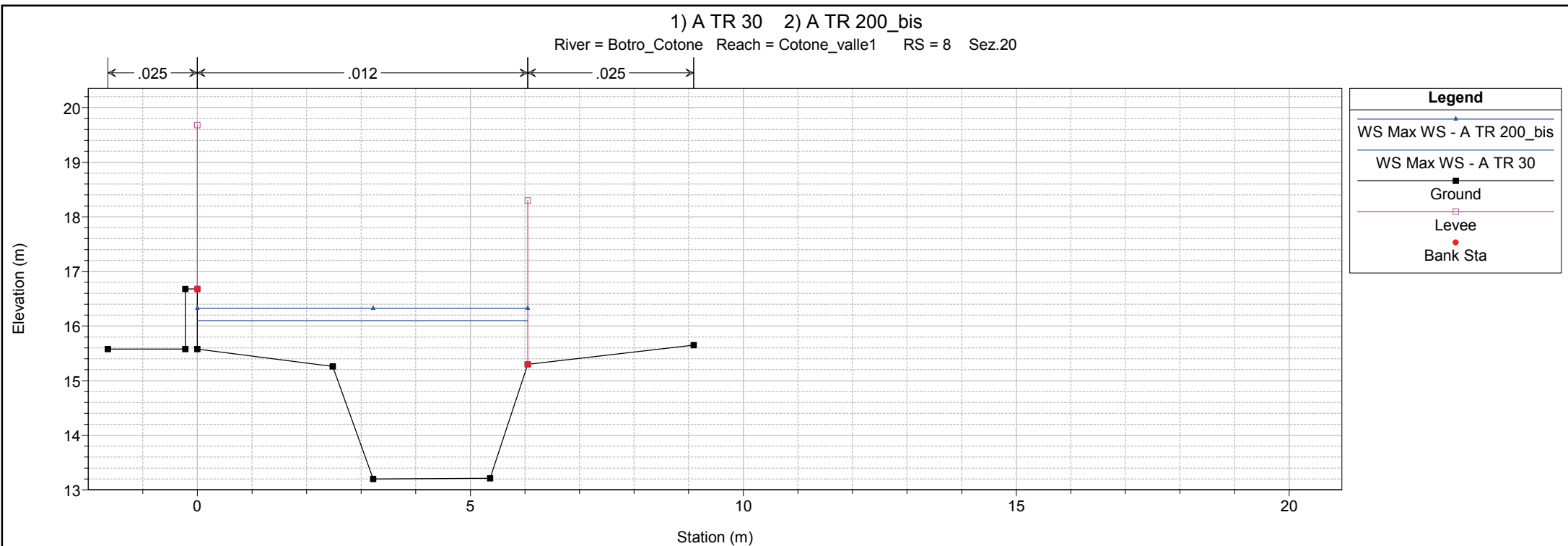
<.025> .012 >.025>



1) A TR 30 2) A TR 200_bis
 River = Botro_Cotone Reach = Cotone_valle1 RS = 9 Sez.19

<.025> .012 >.025>



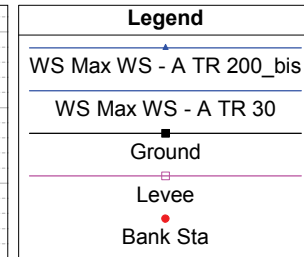
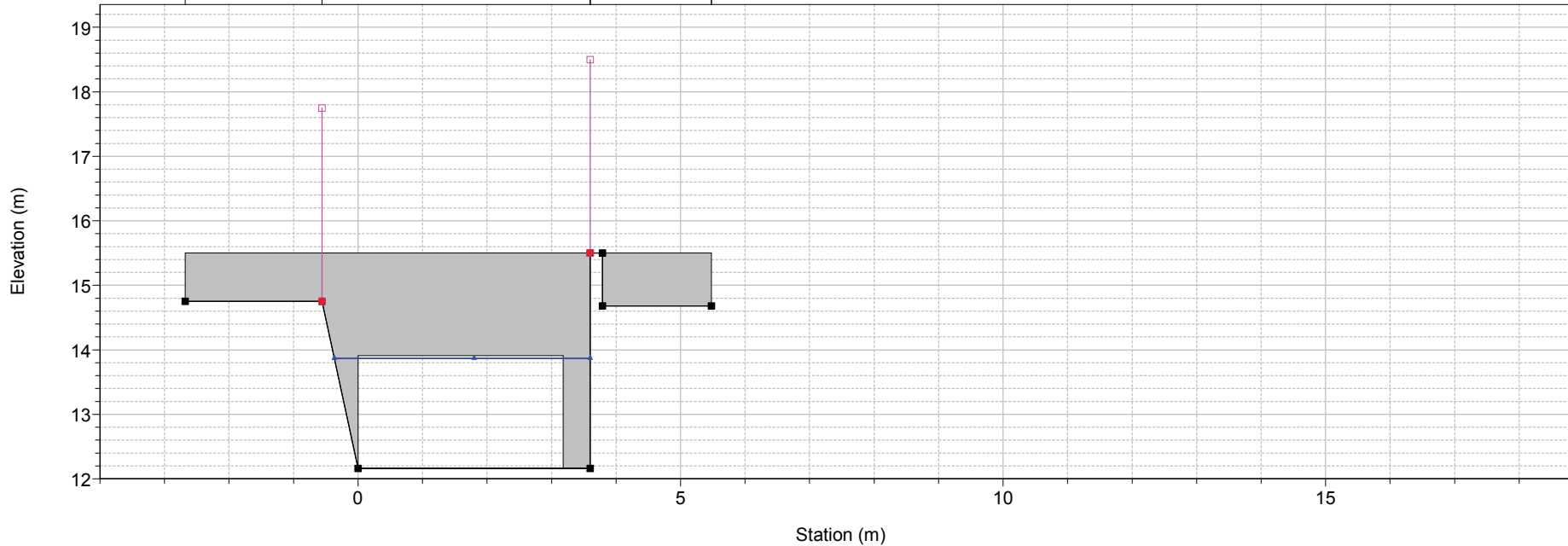


1 cm Horiz. = 1 m 1 cm Vert. = 1 m

1) A TR 30 2) A TR 200_bis

River = Botro_Cotone Reach = Cotone_valle1 RS = 7.5 BR

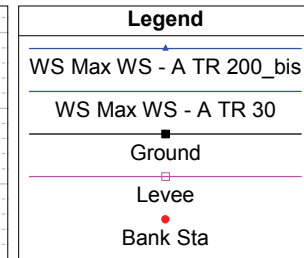
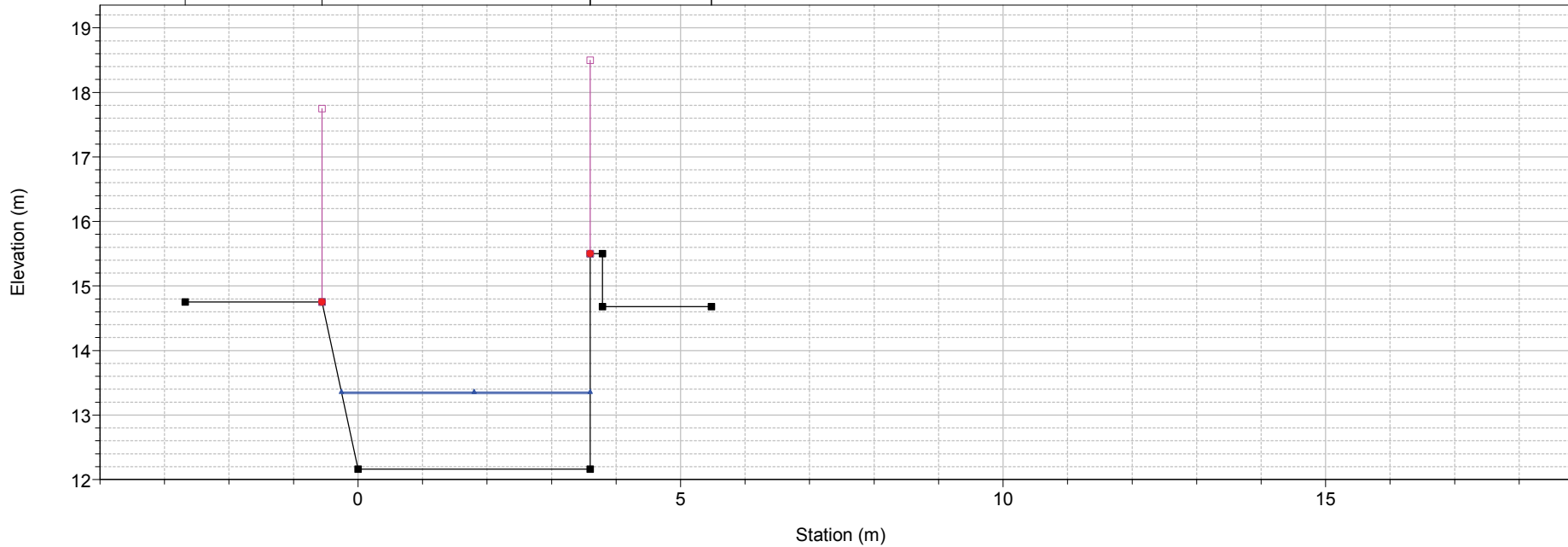
← .025 | .012 | .025 →

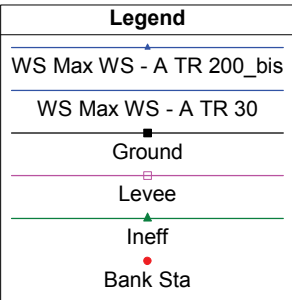
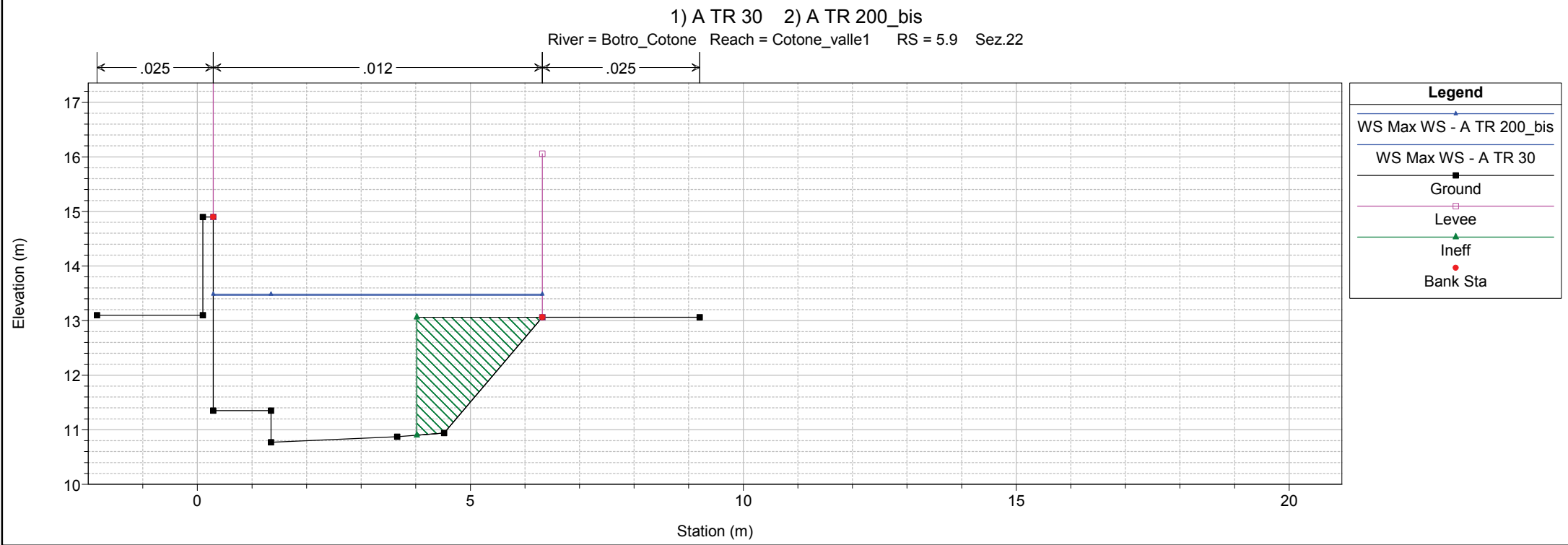
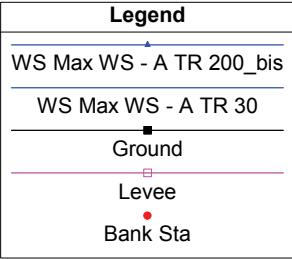
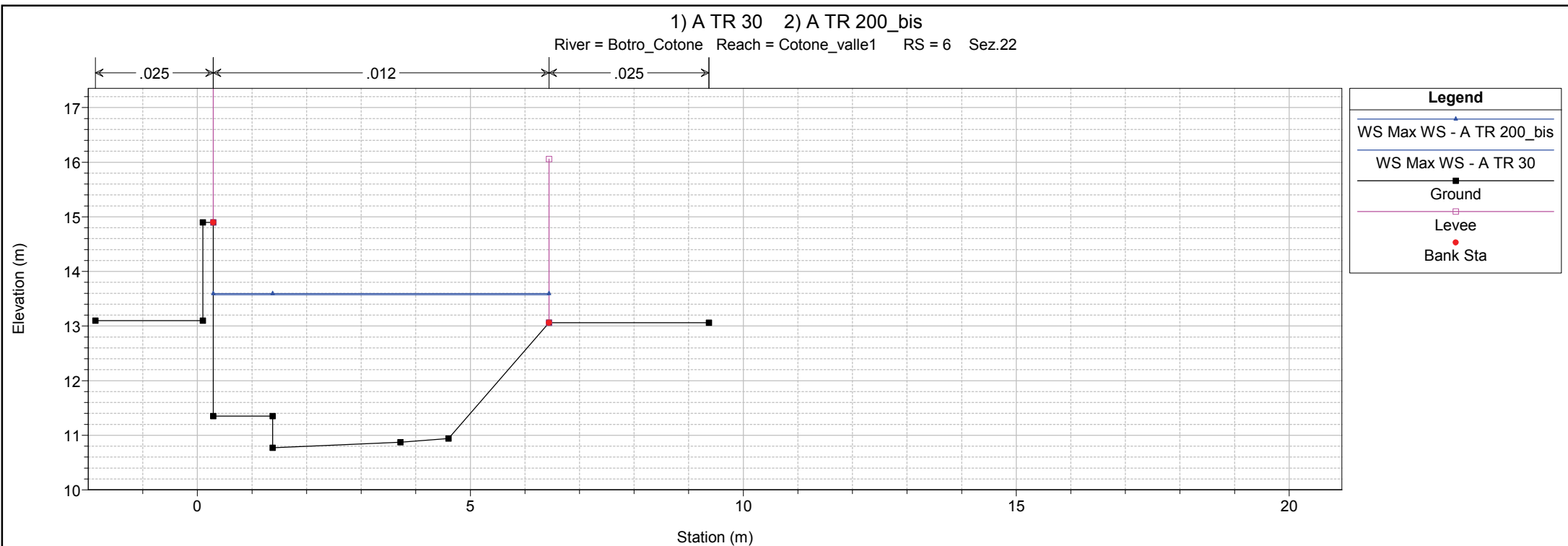


1) A TR 30 2) A TR 200_bis

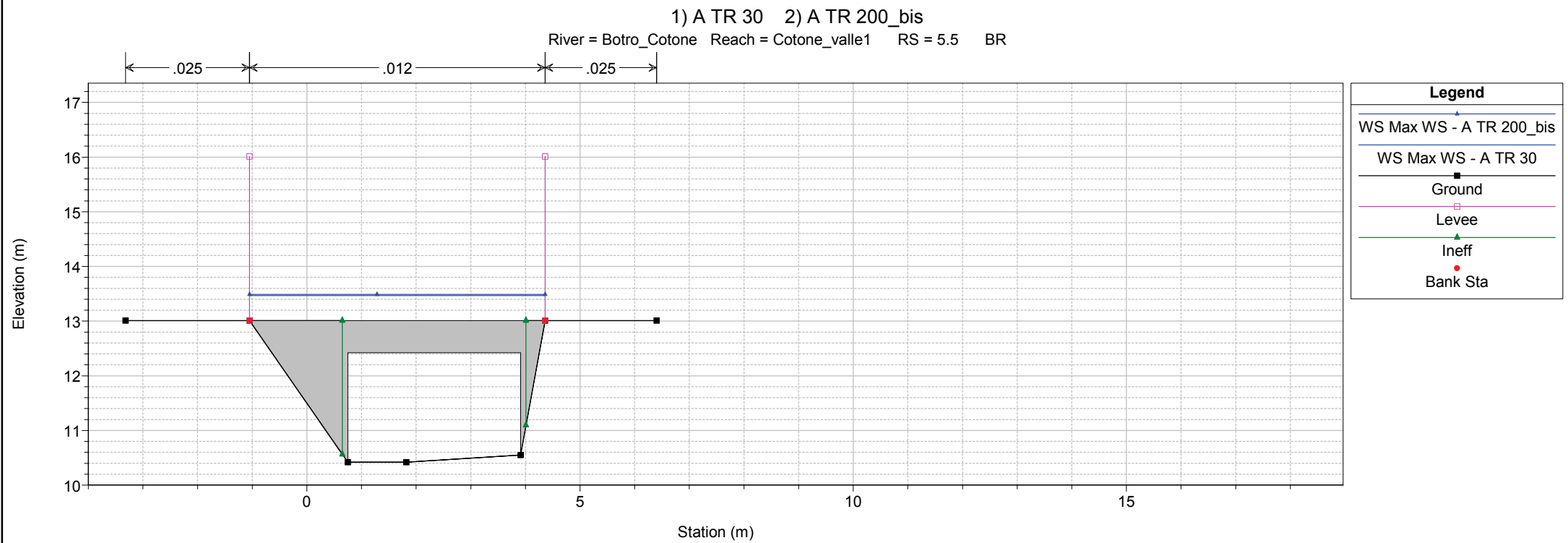
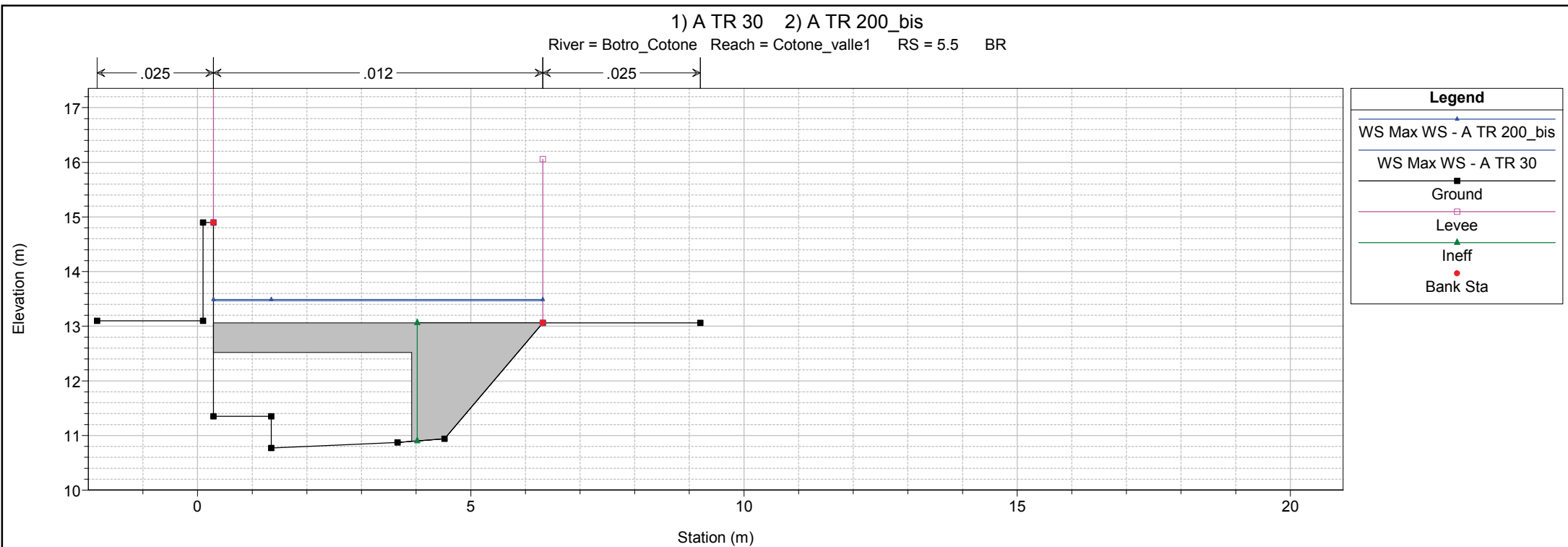
River = Botro_Cotone Reach = Cotone_valle1 RS = 7 Sez.21

← .025 | .012 | .025 →





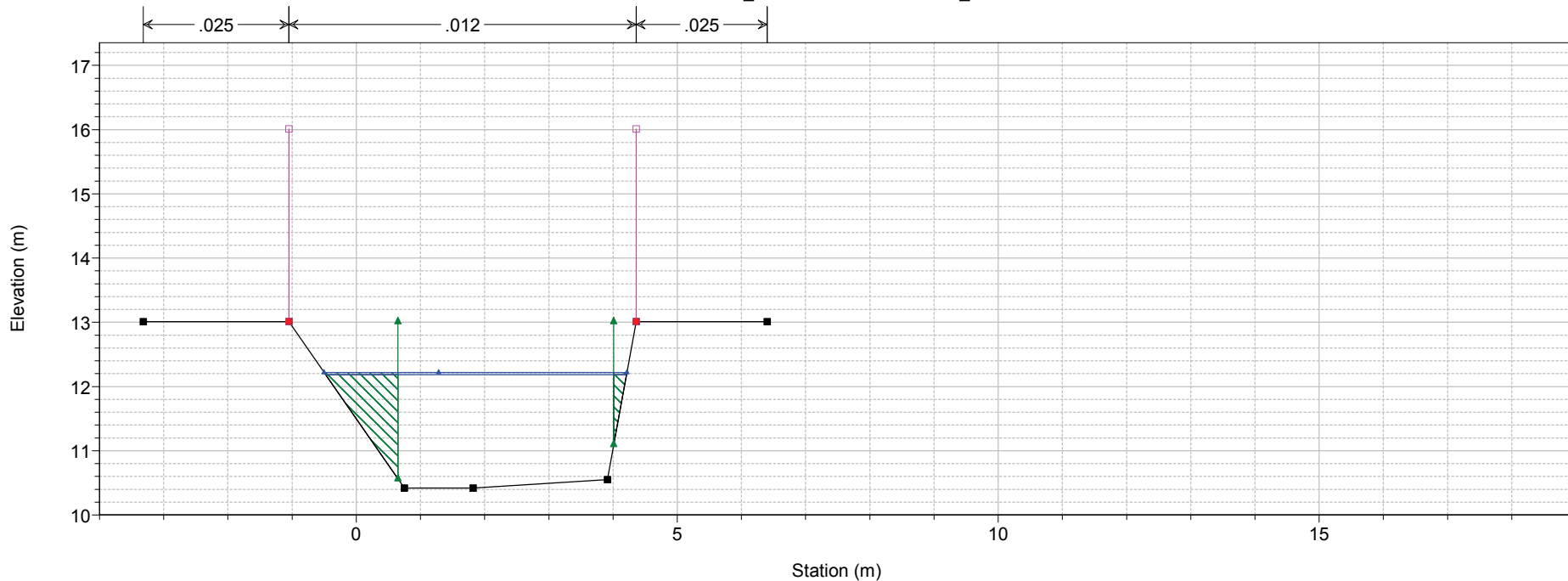
1 cm Horiz. = 1 m 1 cm Vert. = 1 m



1 cm Horiz. = 1 m 1 cm Vert. = 1 m

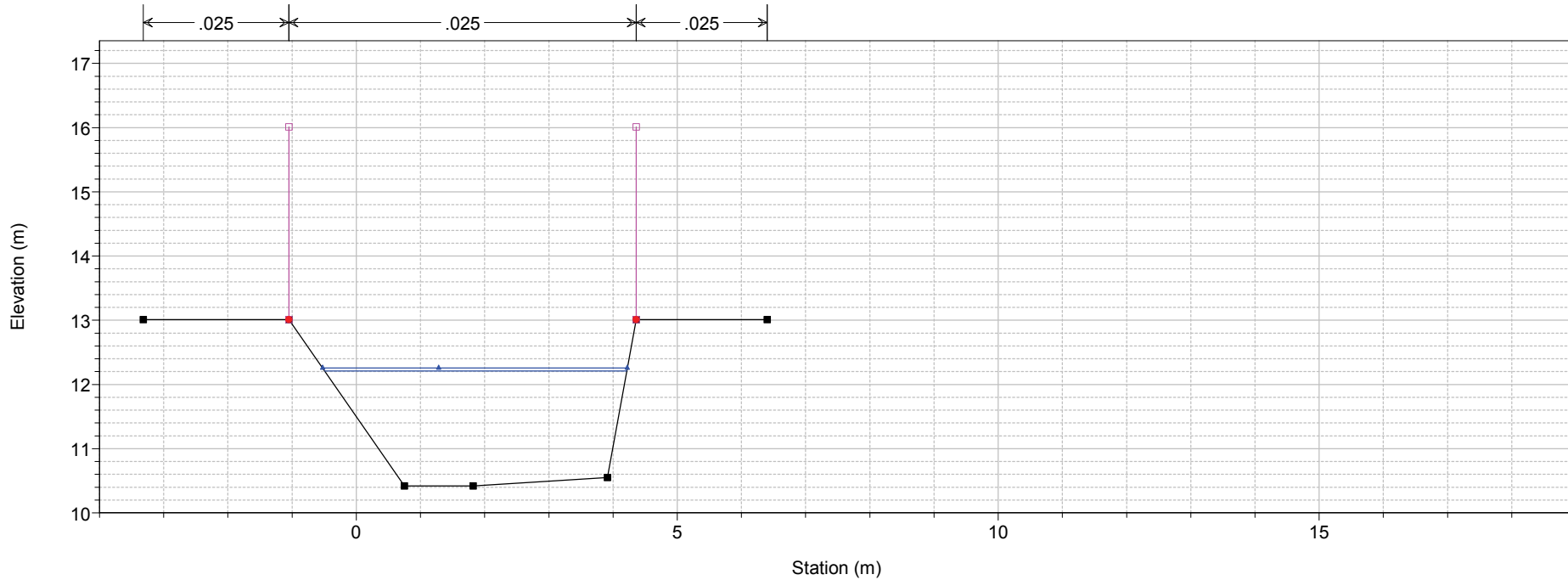
1) A TR 30 2) A TR 200_bis

River = Botro_Cotone Reach = Cotone_valle1 RS = 5.1 Sez. 23

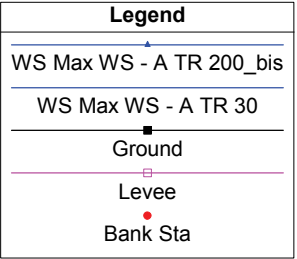
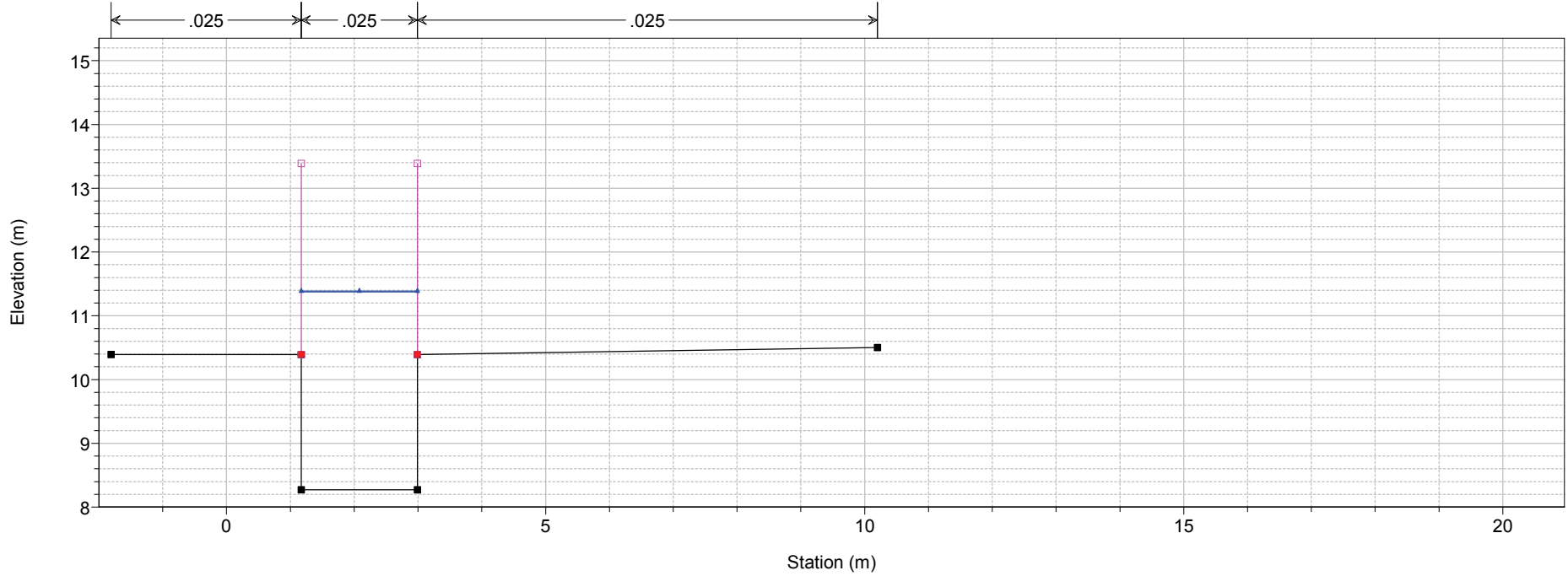


1) A TR 30 2) A TR 200_bis

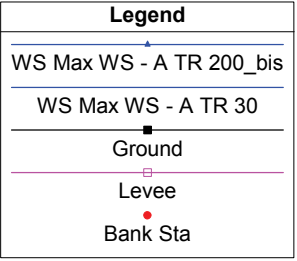
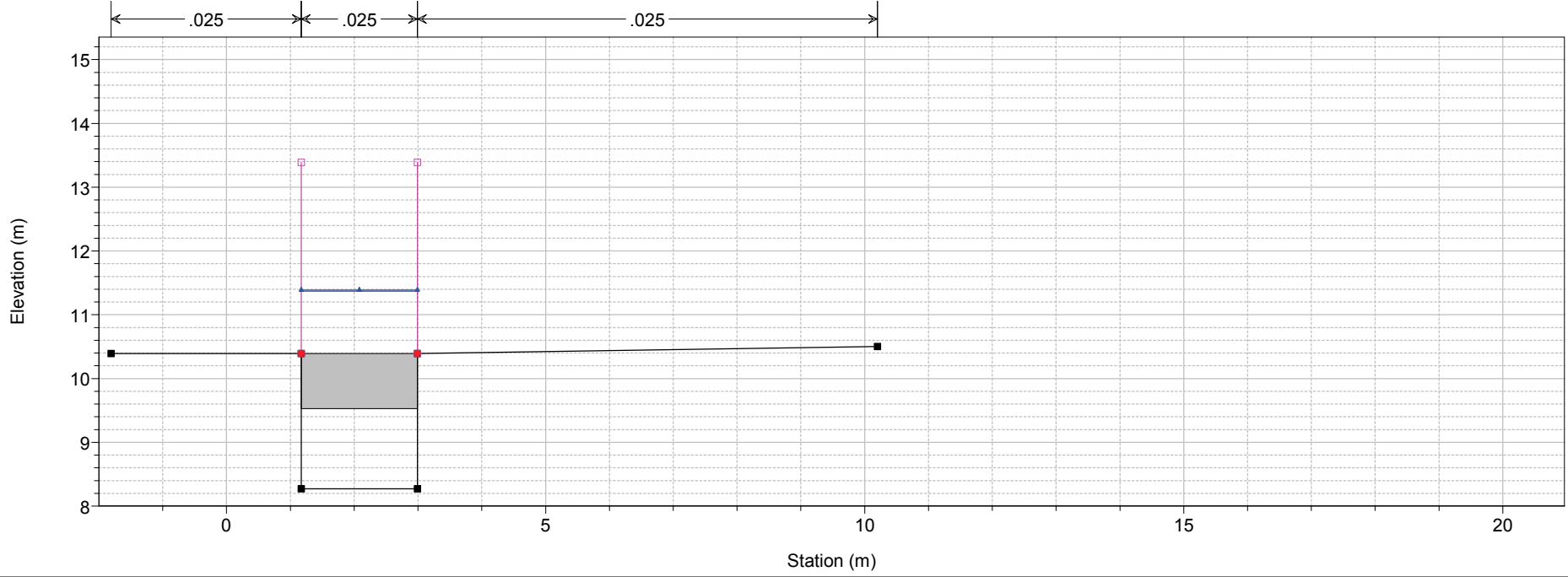
River = Botro_Cotone Reach = Cotone_valle1 RS = 5 Sez. 23



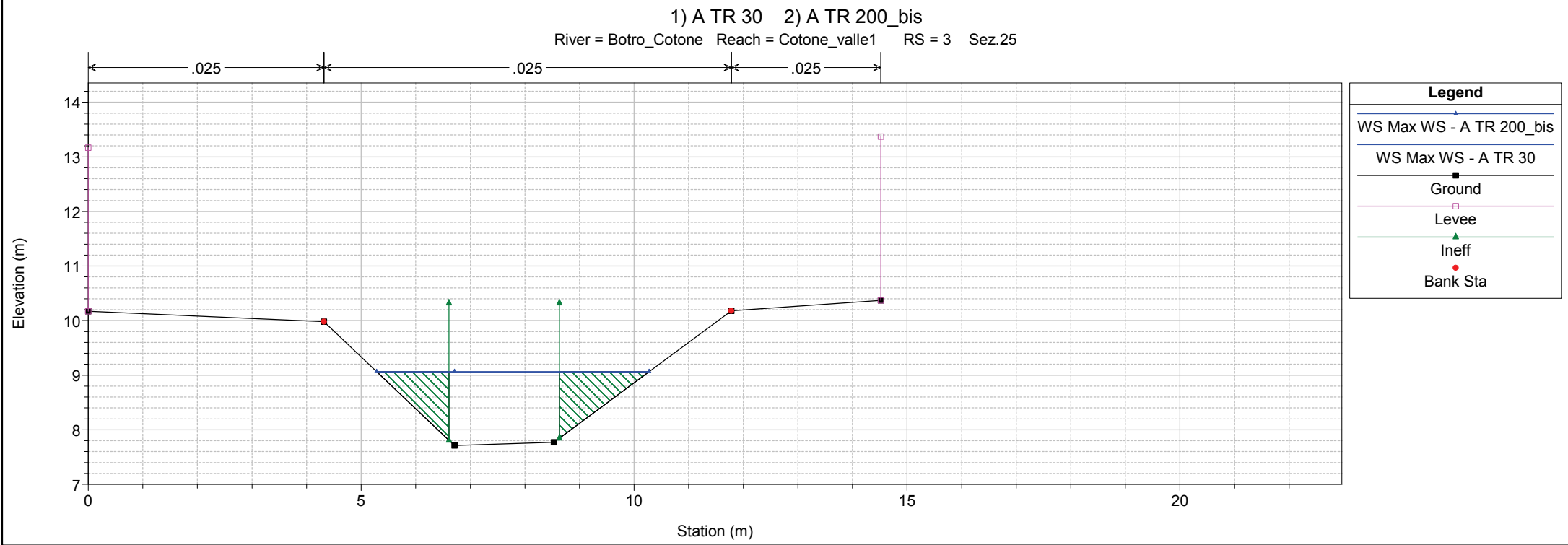
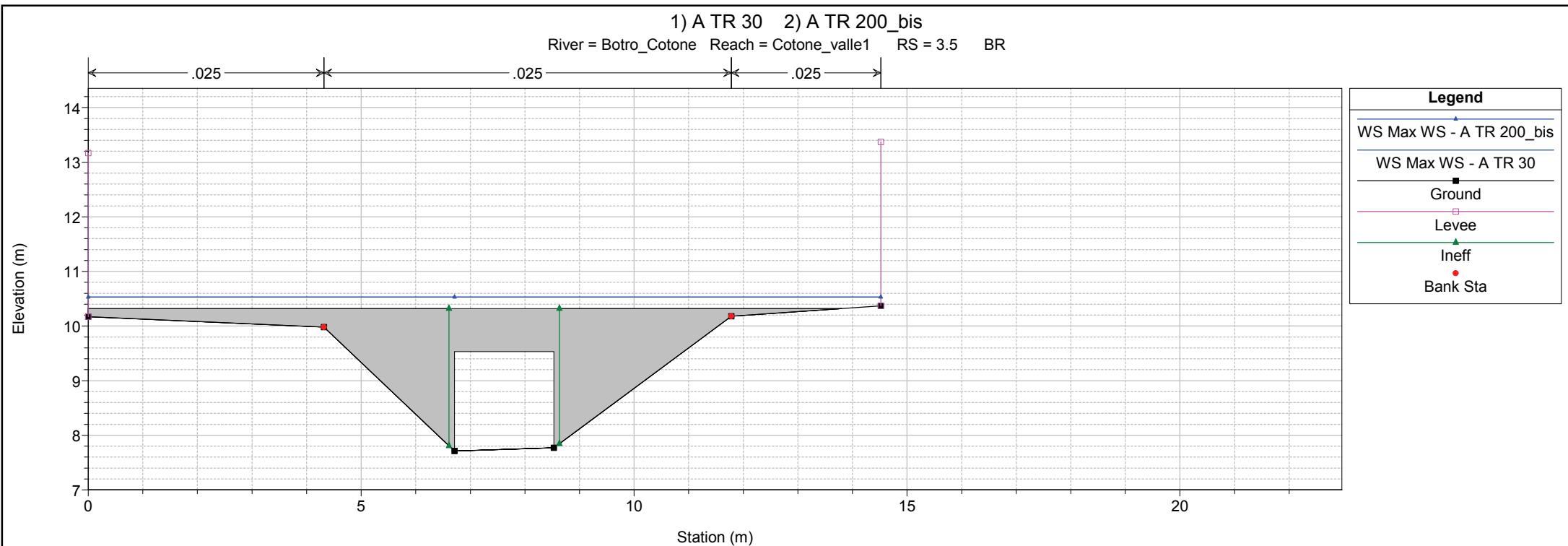
1) A TR 30 2) A TR 200_bis
 River = Botro_Cotone Reach = Cotone_valle1 RS = 4



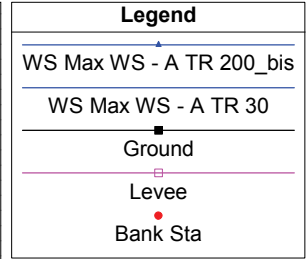
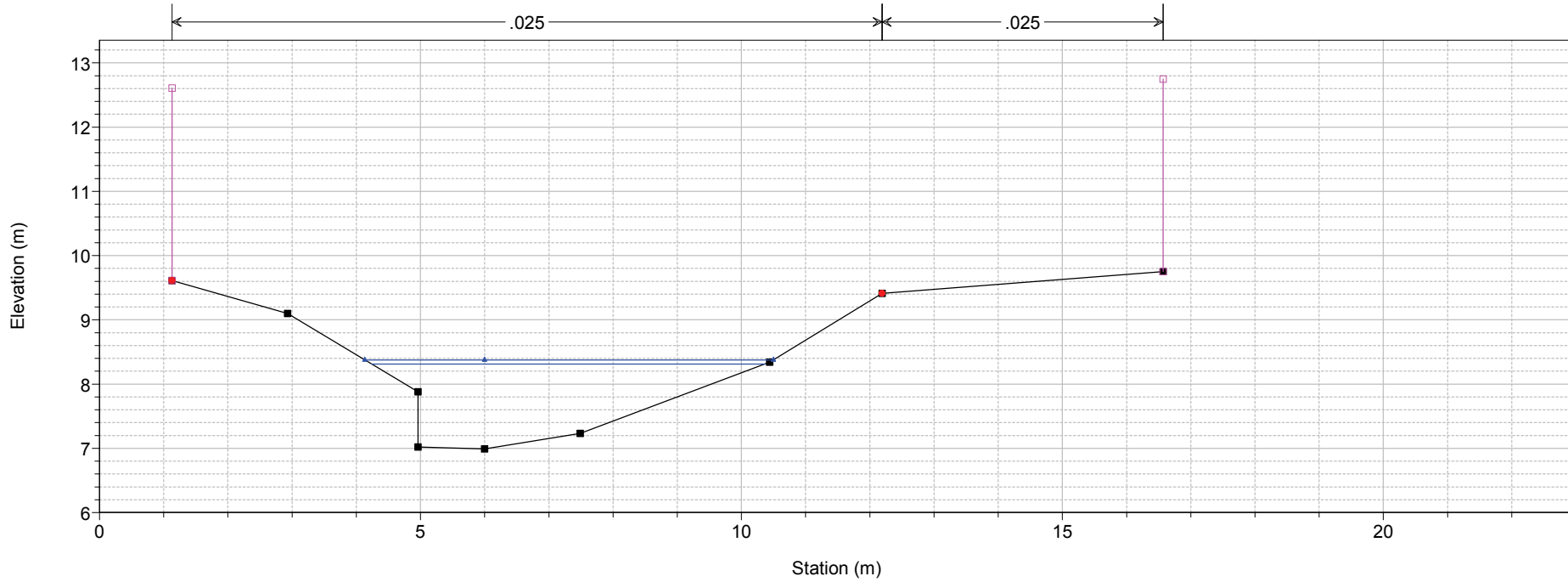
1) A TR 30 2) A TR 200_bis
 River = Botro_Cotone Reach = Cotone_valle1 RS = 3.5 BR



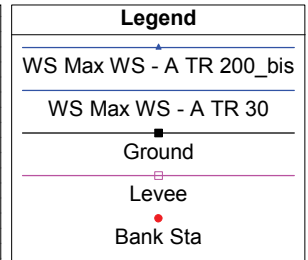
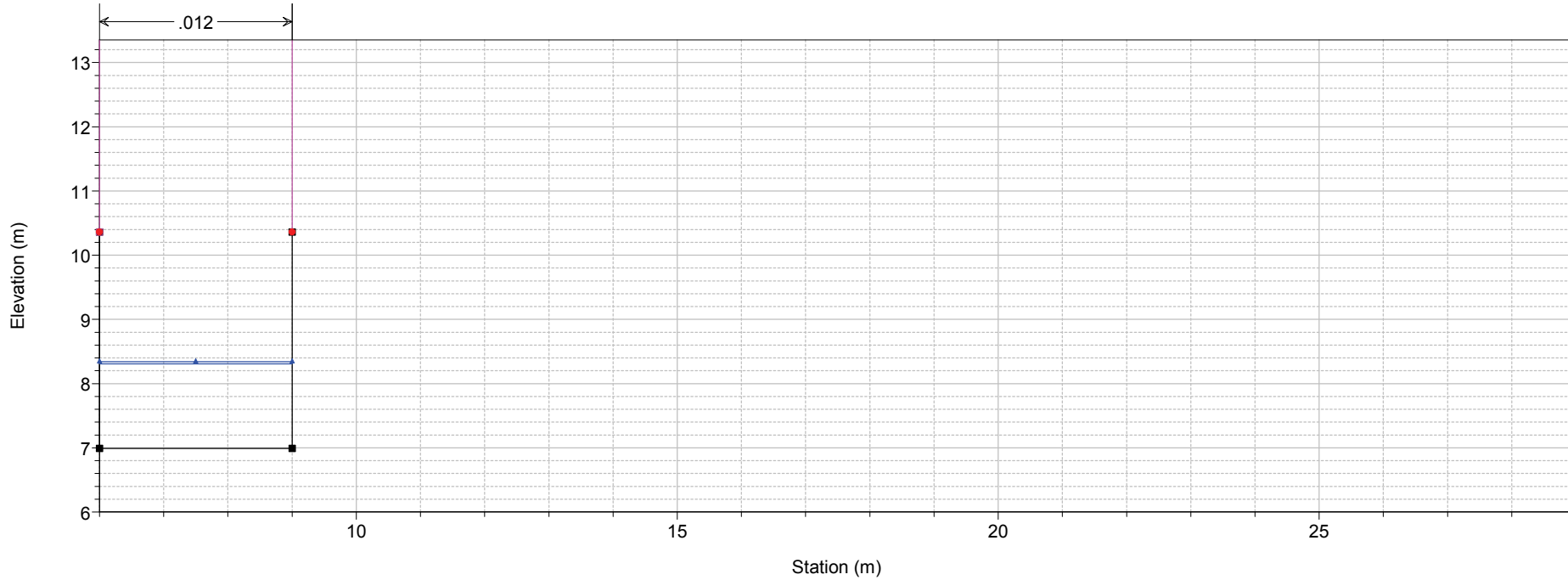
1 cm Horiz. = 1 m 1 cm Vert. = 1 m



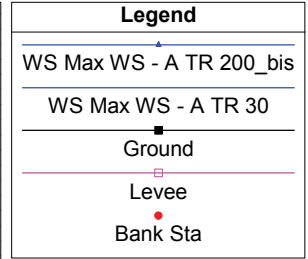
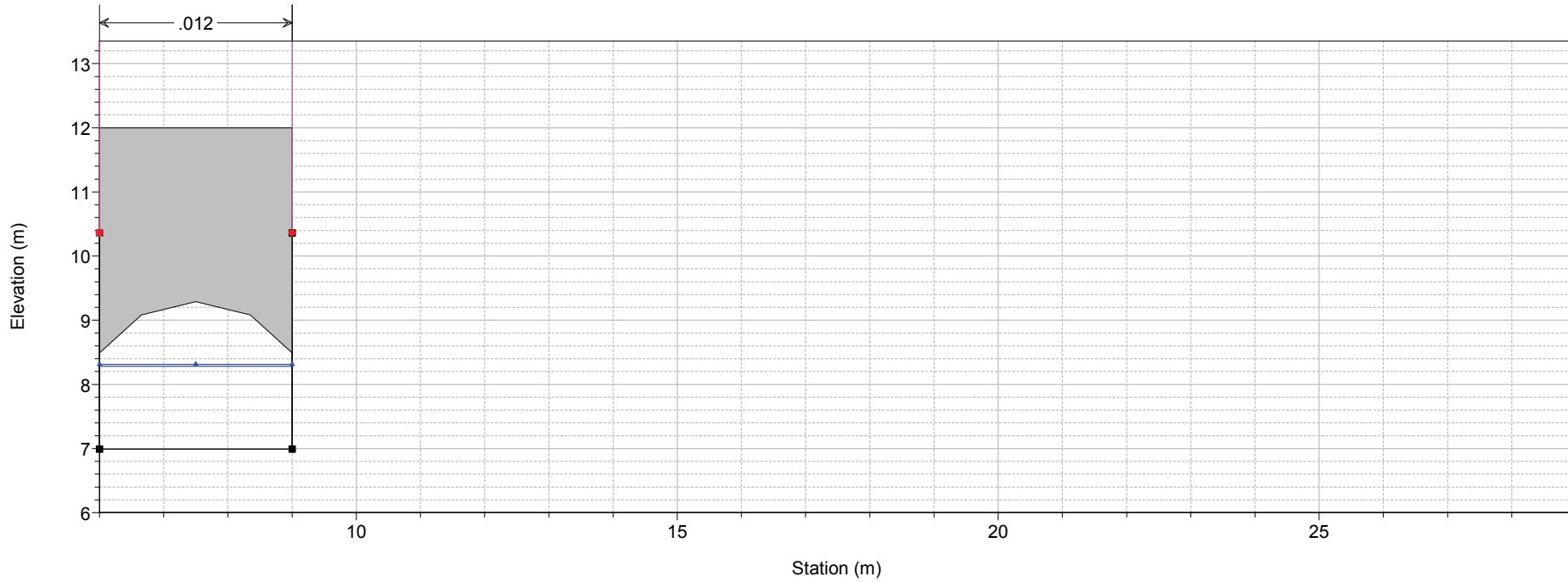
1) A TR 30 2) A TR 200_bis
 River = Botro_Cotone Reach = Cotone_valle1 RS = 2.1 Sez.26



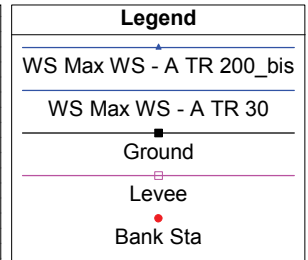
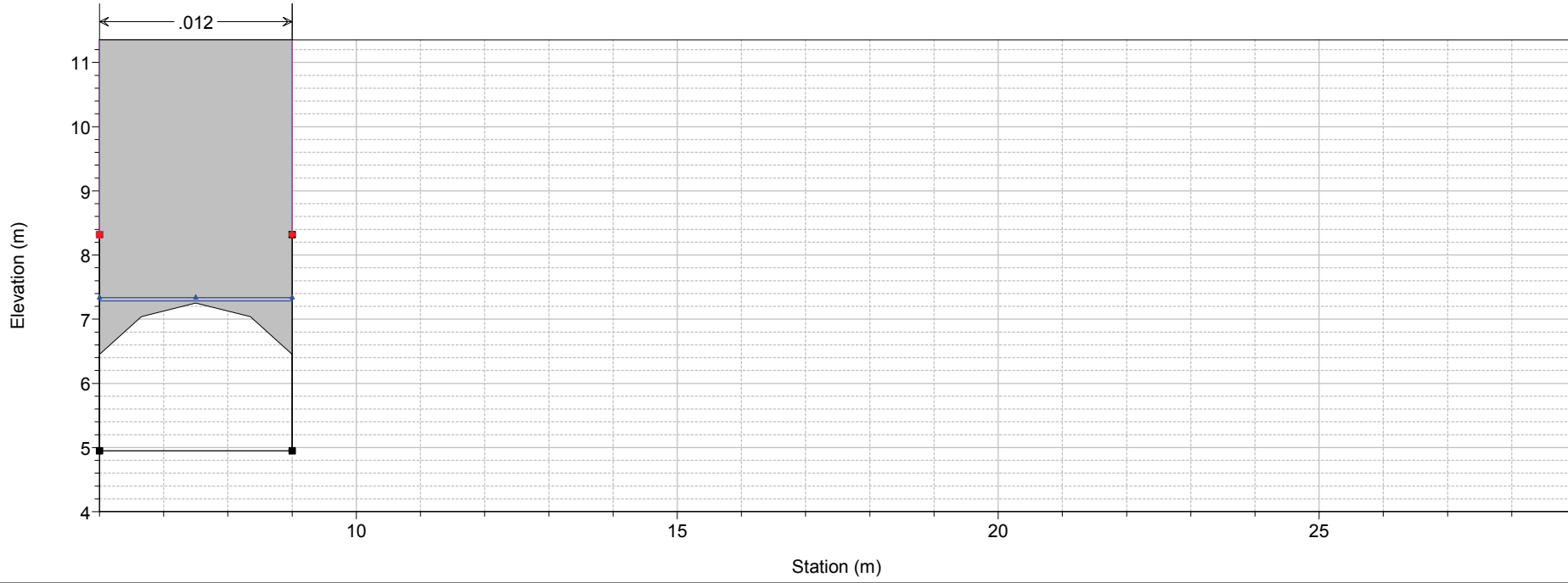
1) A TR 30 2) A TR 200_bis
 River = Botro_Cotone Reach = Cotone_valle1 RS = 2 Sez.26



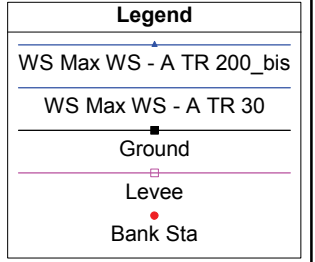
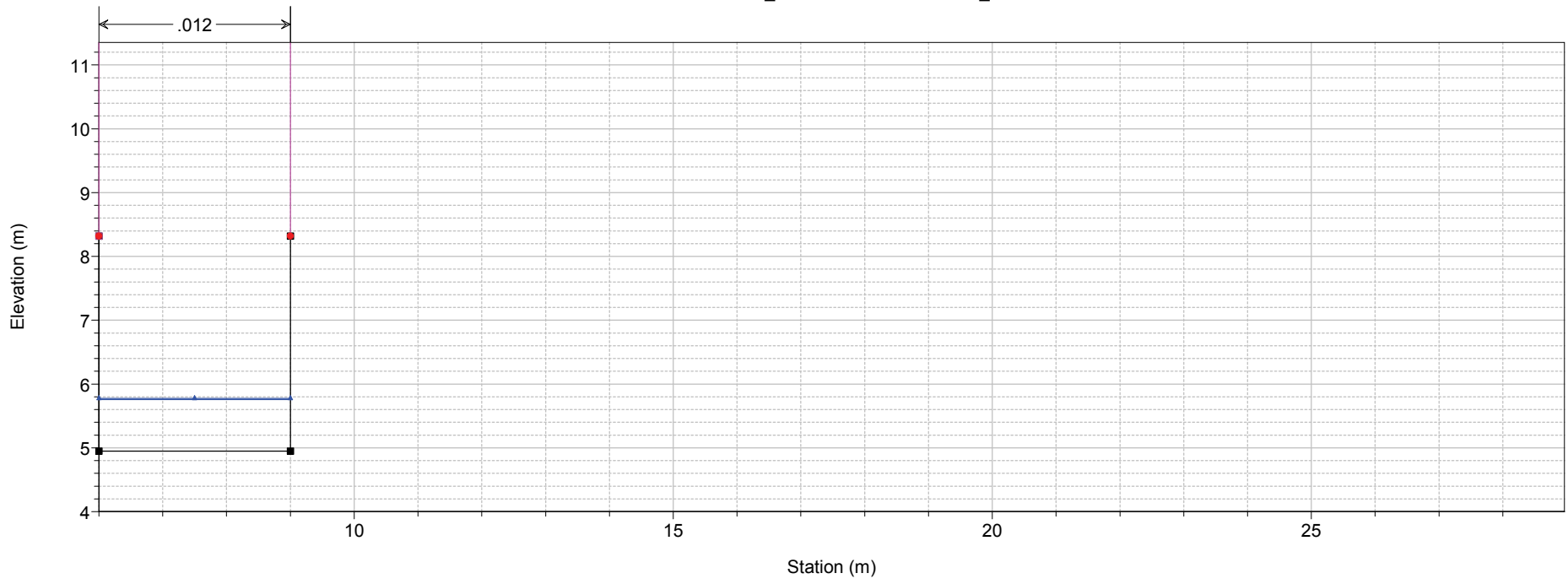
1) A TR 30 2) A TR 200_bis
River = Botro_Cotone Reach = Cotone_valle1 RS = 1.9 BR



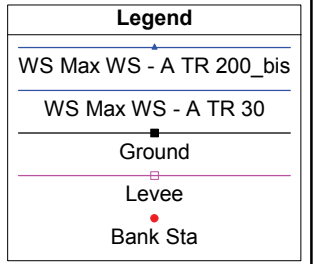
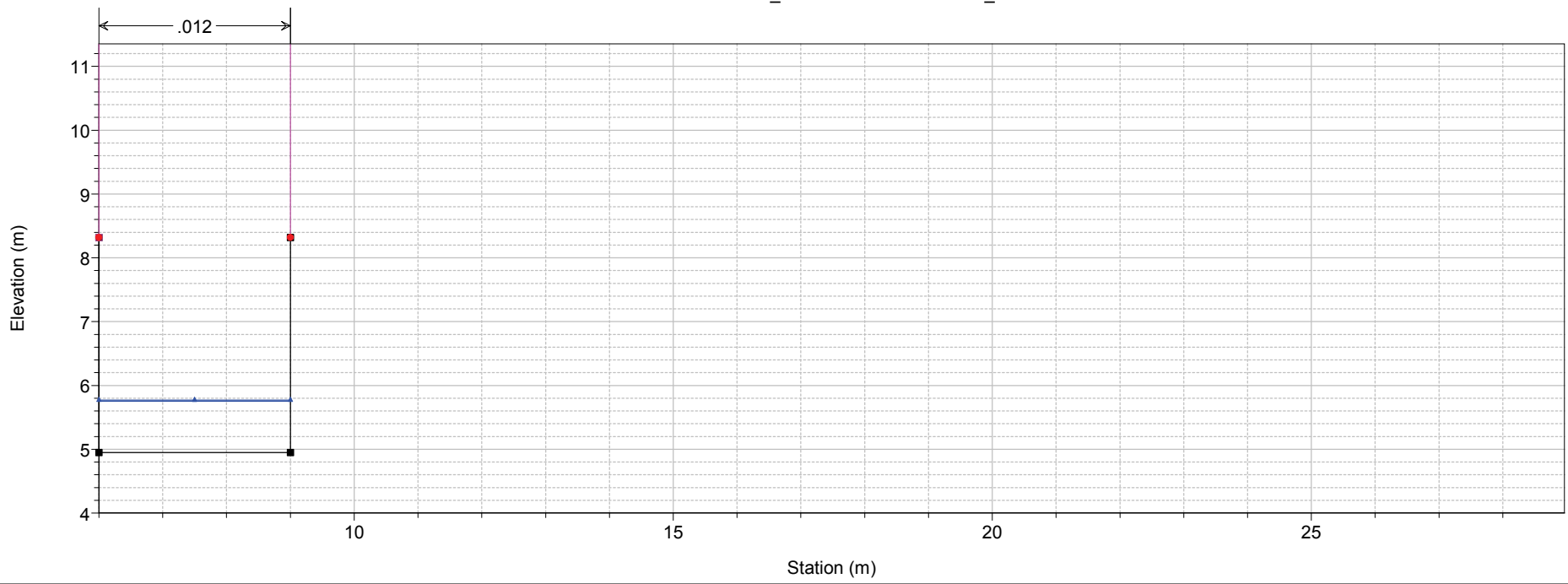
1) A TR 30 2) A TR 200_bis
River = Botro_Cotone Reach = Cotone_valle1 RS = 1.9 BR



1) A TR 30 2) A TR 200_bis
River = Botro_Cotone Reach = Cotone_valle1 RS = 1.81

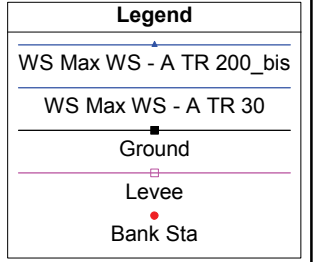
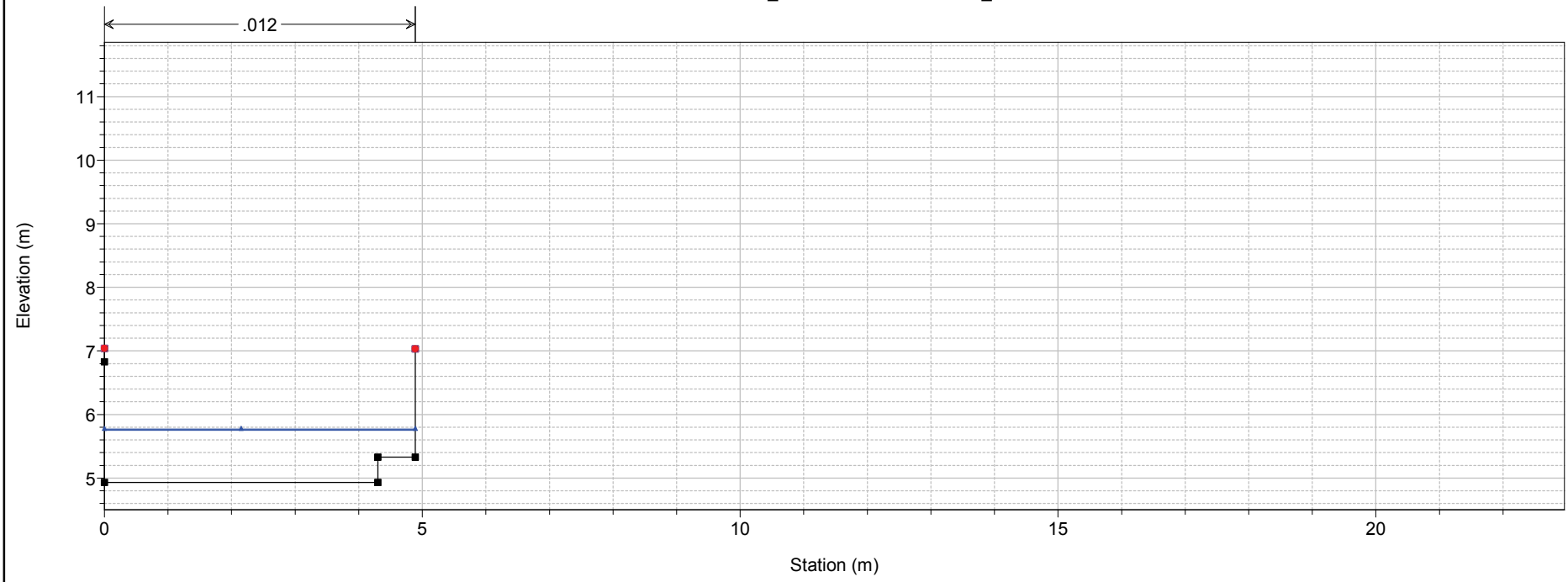


1) A TR 30 2) A TR 200_bis
River = Botro_Cotone Reach = Cotone_valle1 RS = 1.8

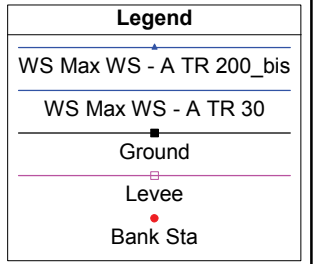
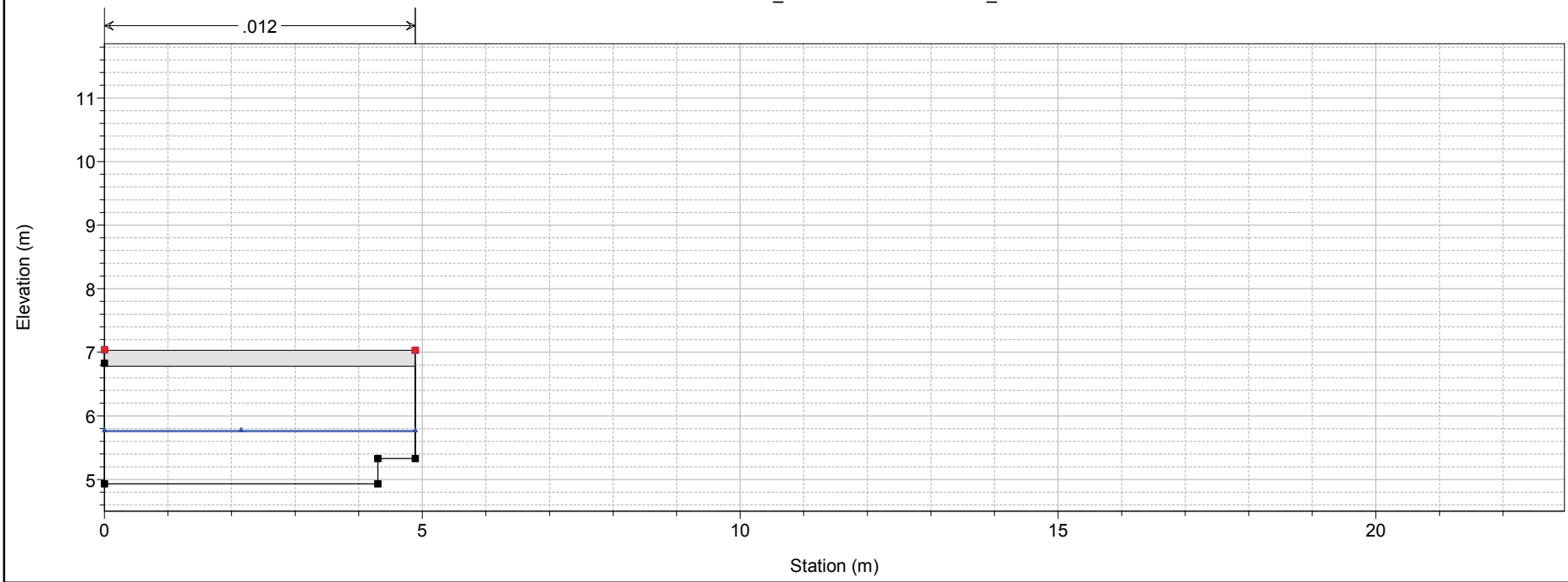


1 cm Horiz. = 1 m 1 cm Vert. = 1 m

1) A TR 30 2) A TR 200_bis
 River = Botro_Cotone Reach = Cotone_valle2 RS = 1.71

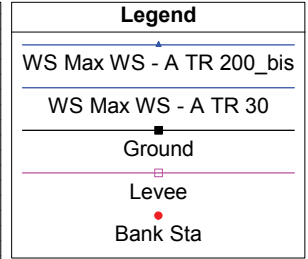
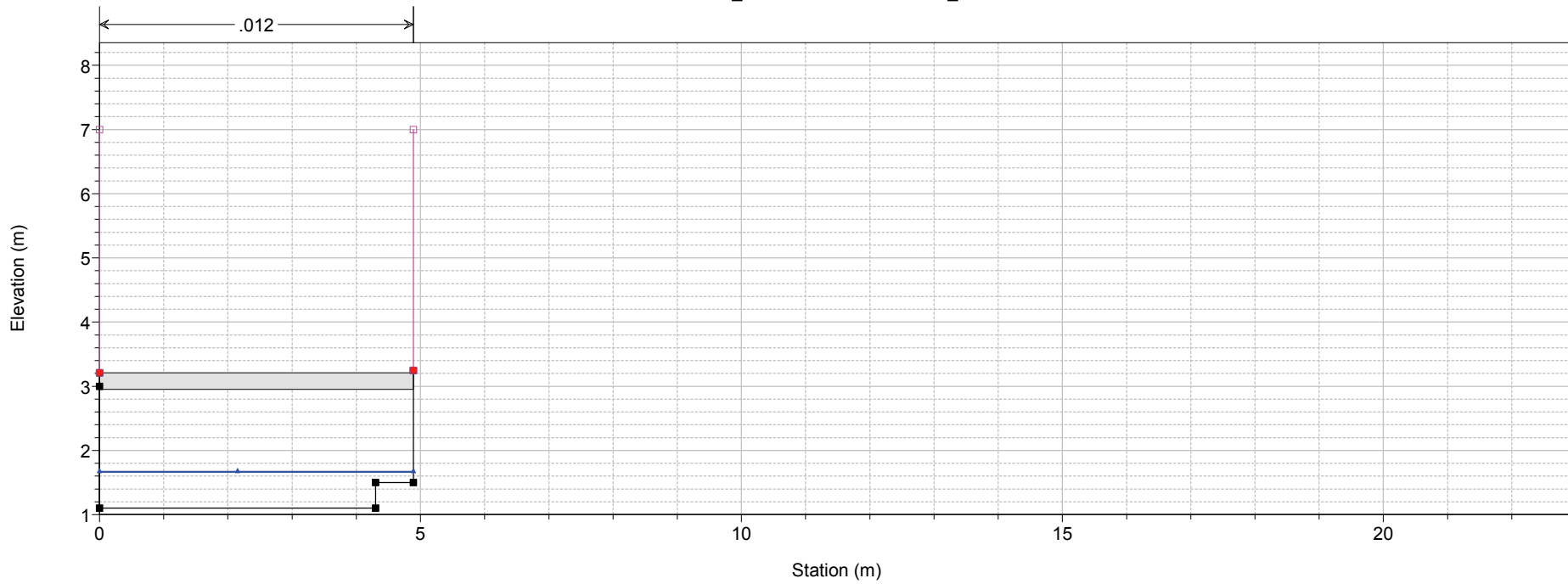


1) A TR 30 2) A TR 200_bis
 River = Botro_Cotone Reach = Cotone_valle2 RS = 1.7

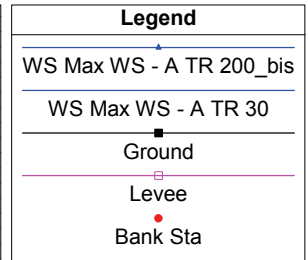
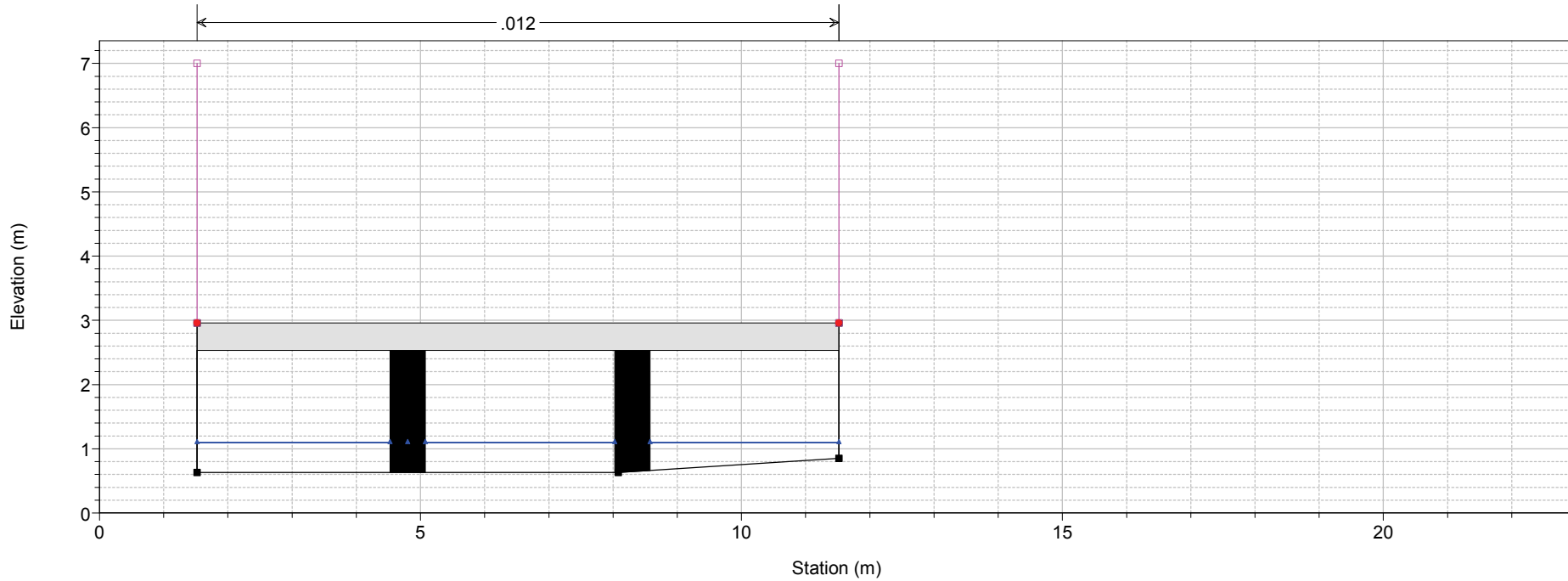


1 cm Horiz. = 1 m 1 cm Vert. = 1 m

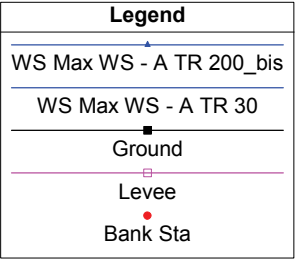
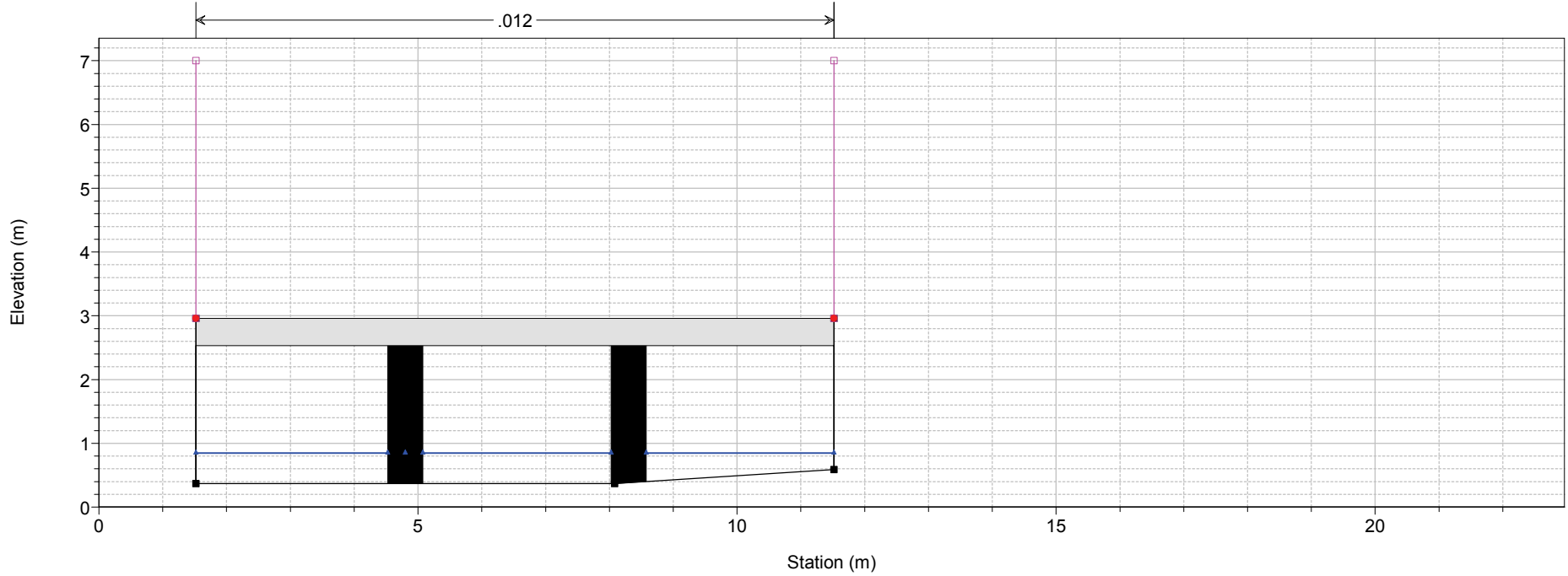
1) A TR 30 2) A TR 200_bis
 River = Botro_Cotone Reach = Cotone_valle2 RS = 1.5 Sez. 27bis



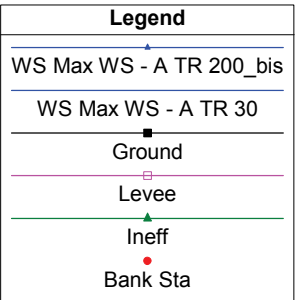
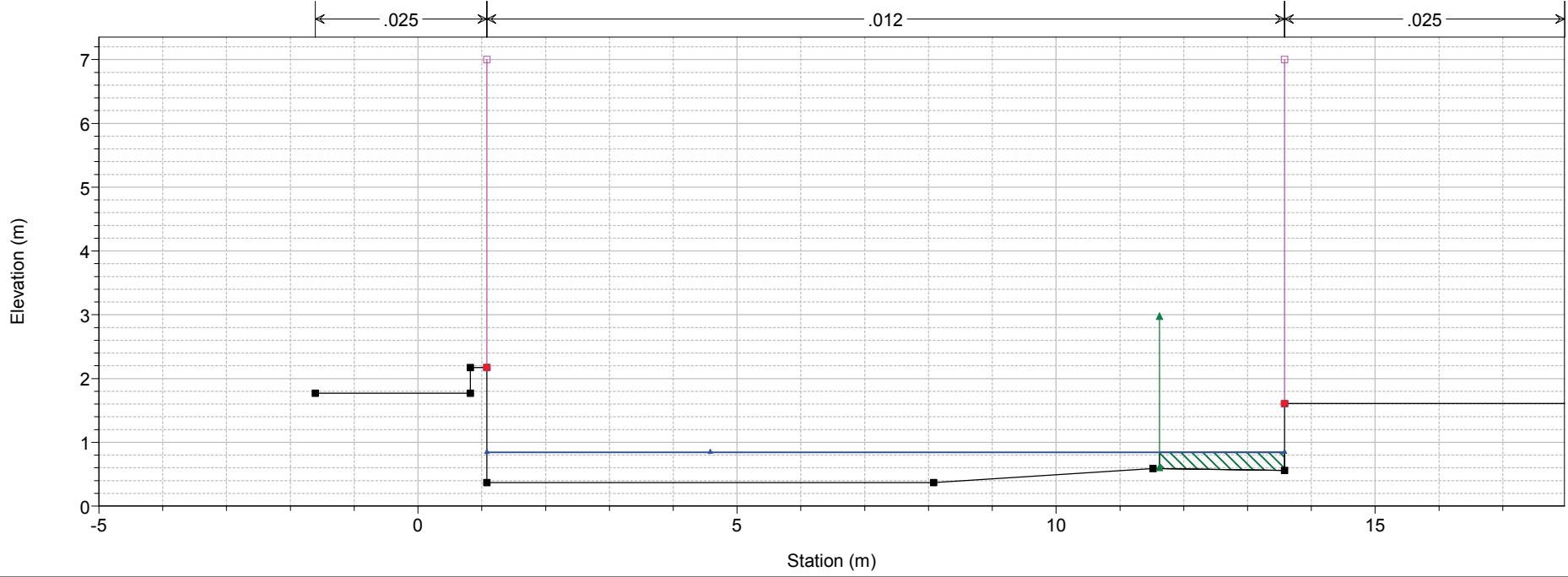
1) A TR 30 2) A TR 200_bis
 River = Botro_Cotone Reach = Cotone_valle2 RS = 1.4 Sez. 27



1) A TR 30 2) A TR 200_bis
 River = Botro_Cotone Reach = Cotone_valle2 RS = 1.1 Sez.27

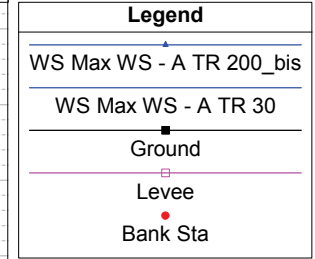
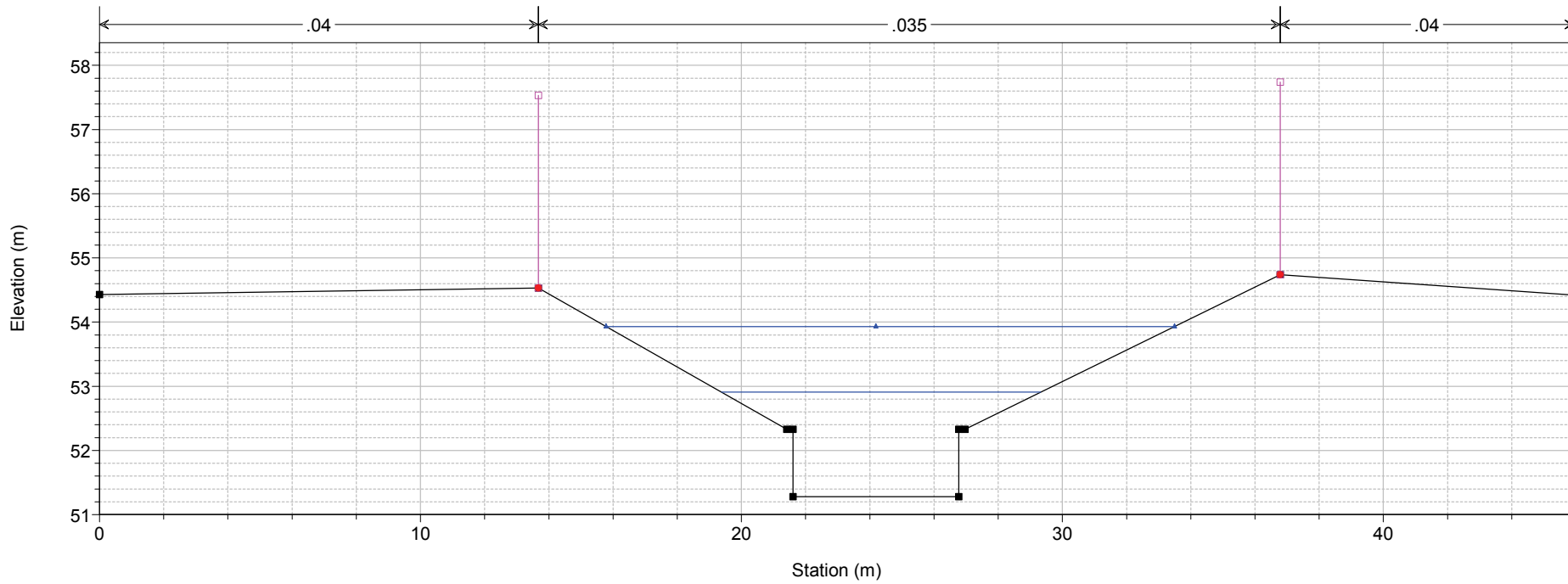


1) A TR 30 2) A TR 200_bis
 River = Botro_Cotone Reach = Cotone_valle2 RS = 1 Sez.27

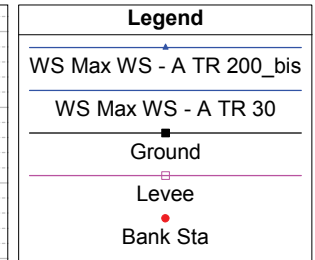
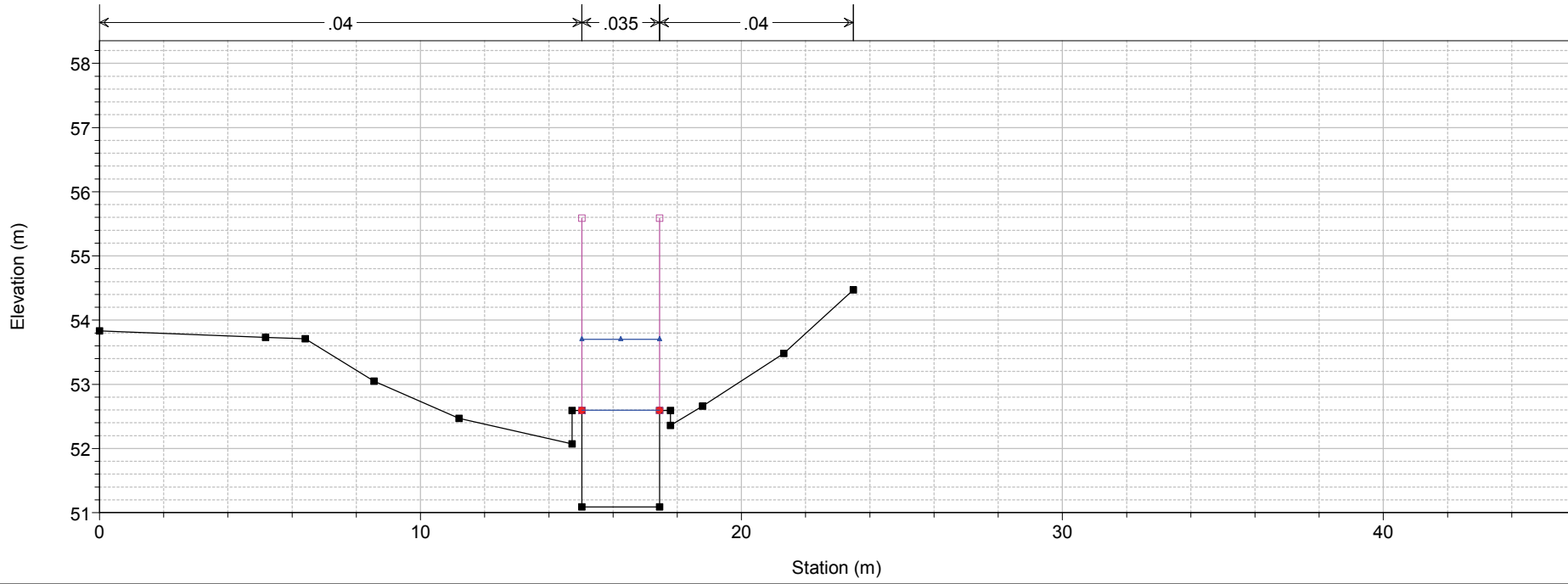


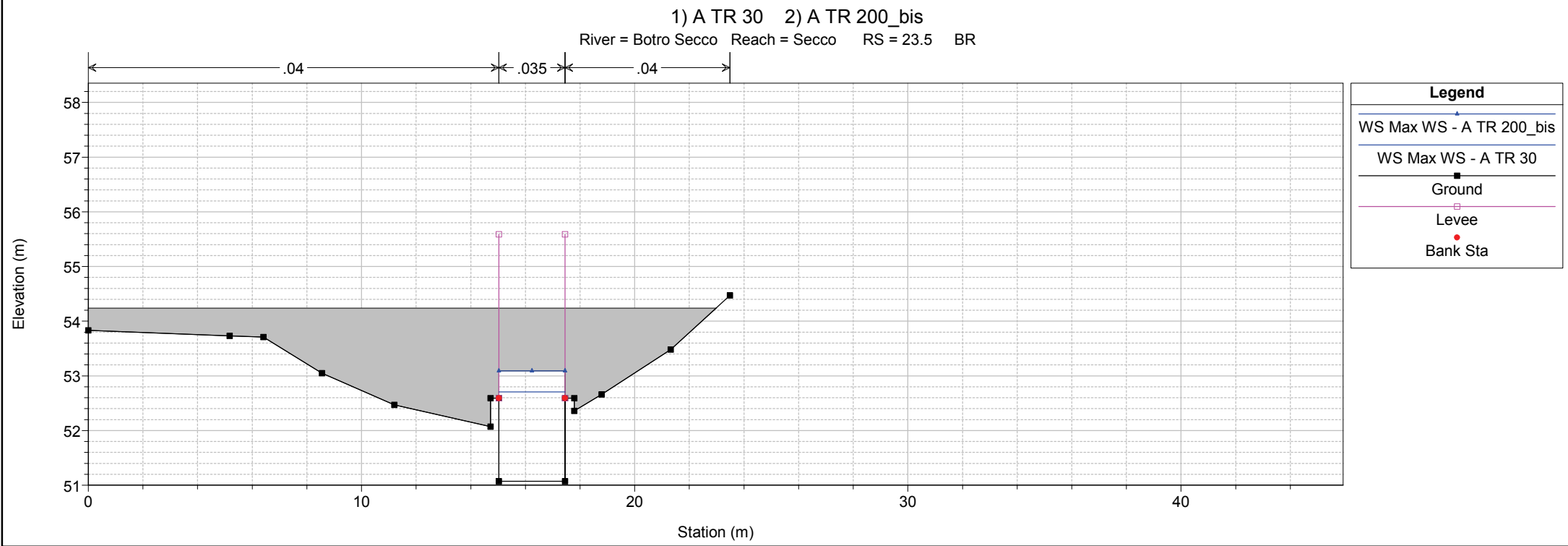
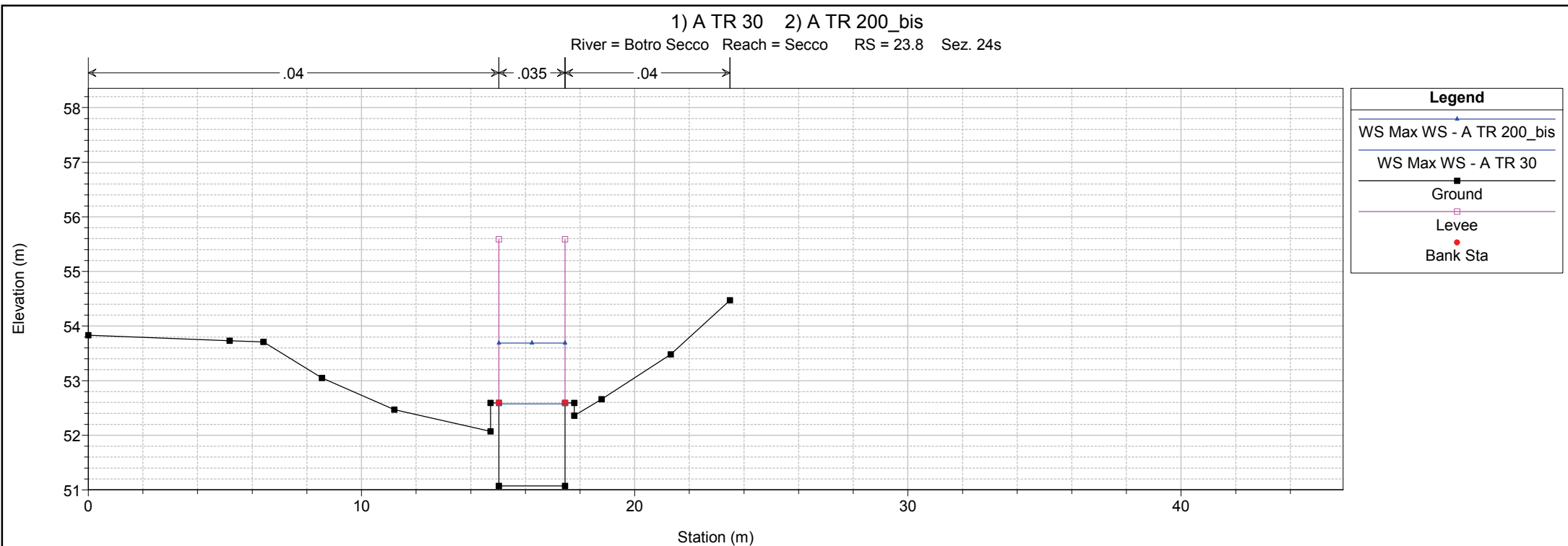
1 cm Horiz. = 1 m 1 cm Vert. = 1 m

1) A TR 30 2) A TR 200_bis
 River = Botro Secco Reach = Secco RS = 25 Sez. 25s

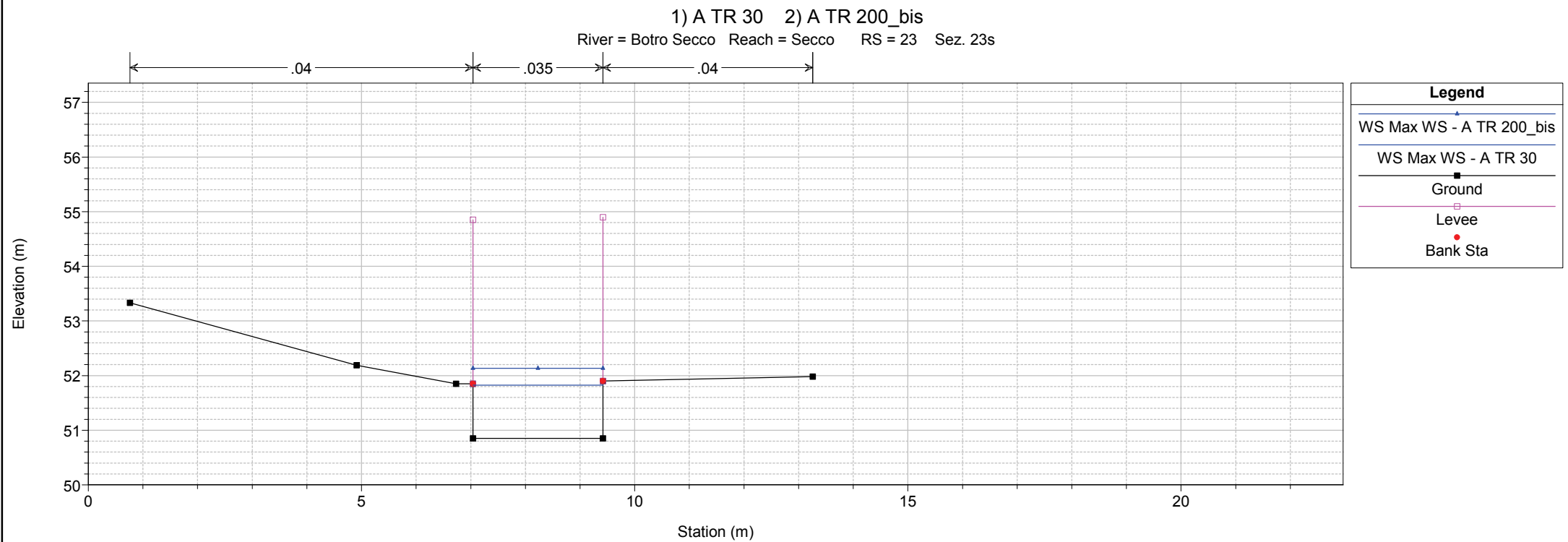
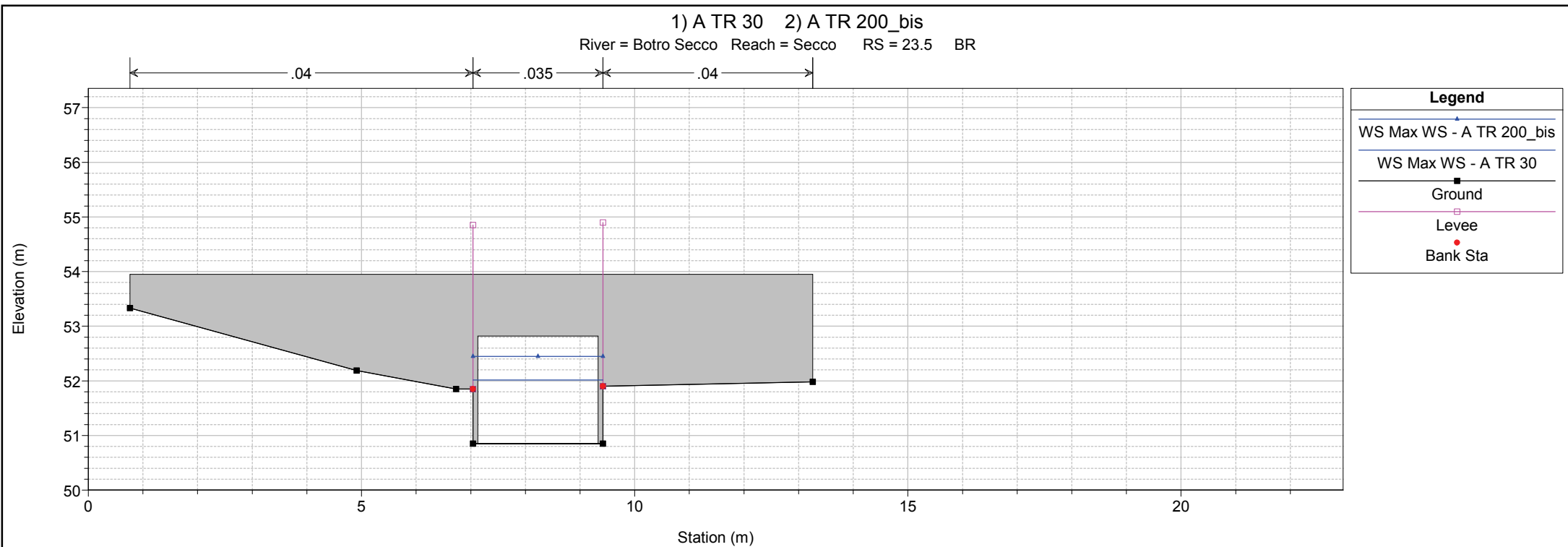


1) A TR 30 2) A TR 200_bis
 River = Botro Secco Reach = Secco RS = 24 Sez. 24s

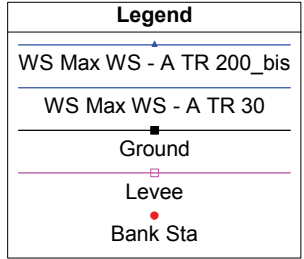
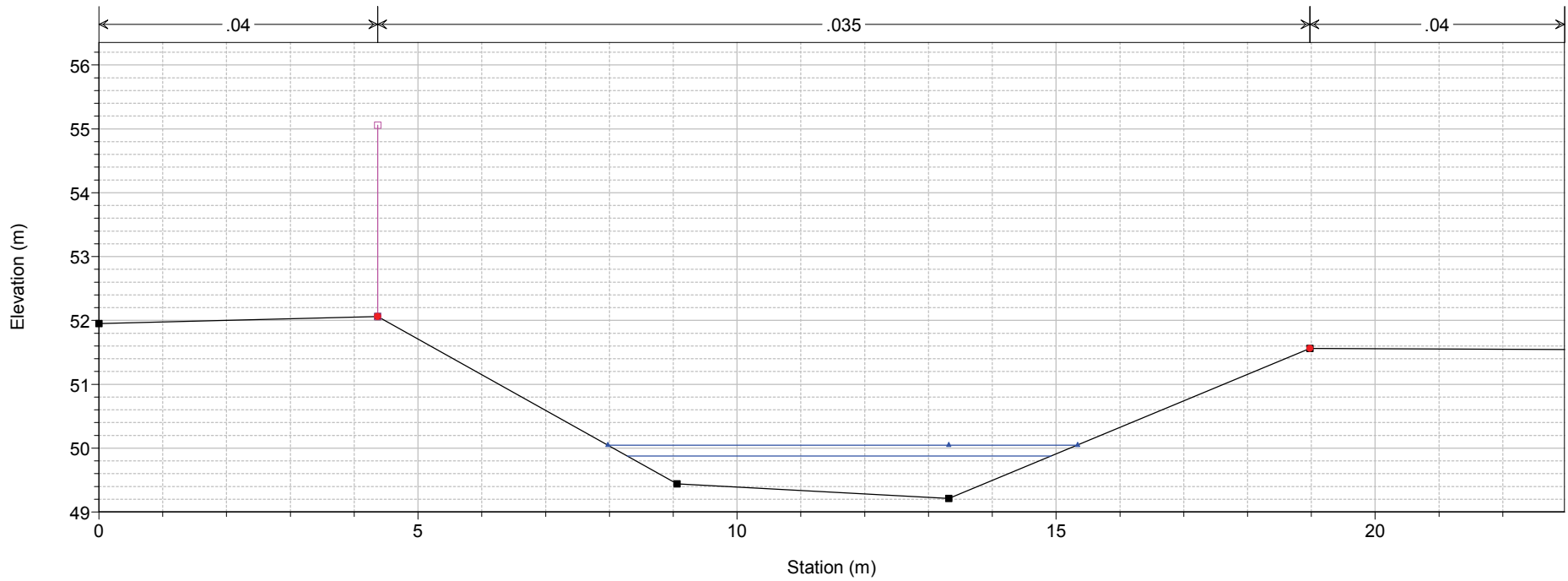




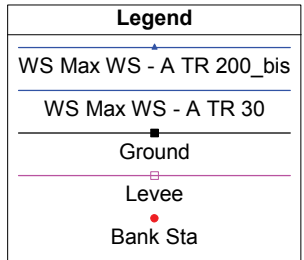
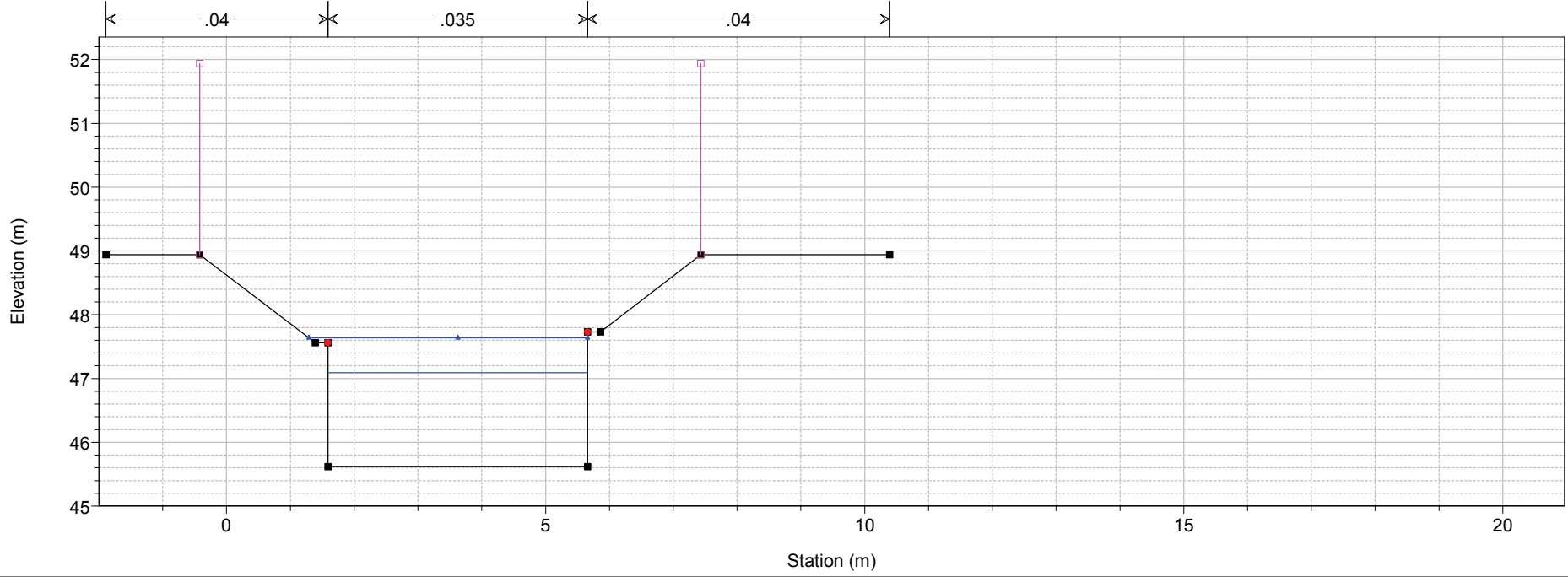
1 cm Horiz. = 2 m 1 cm Vert. = 1 m

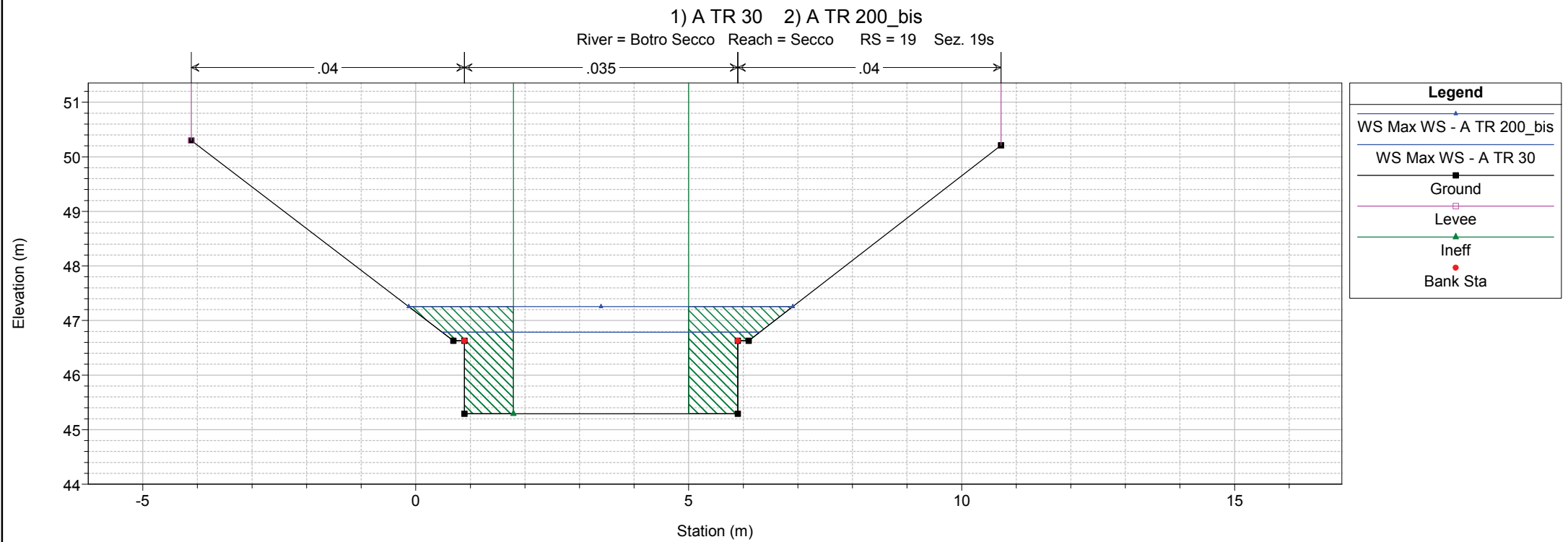
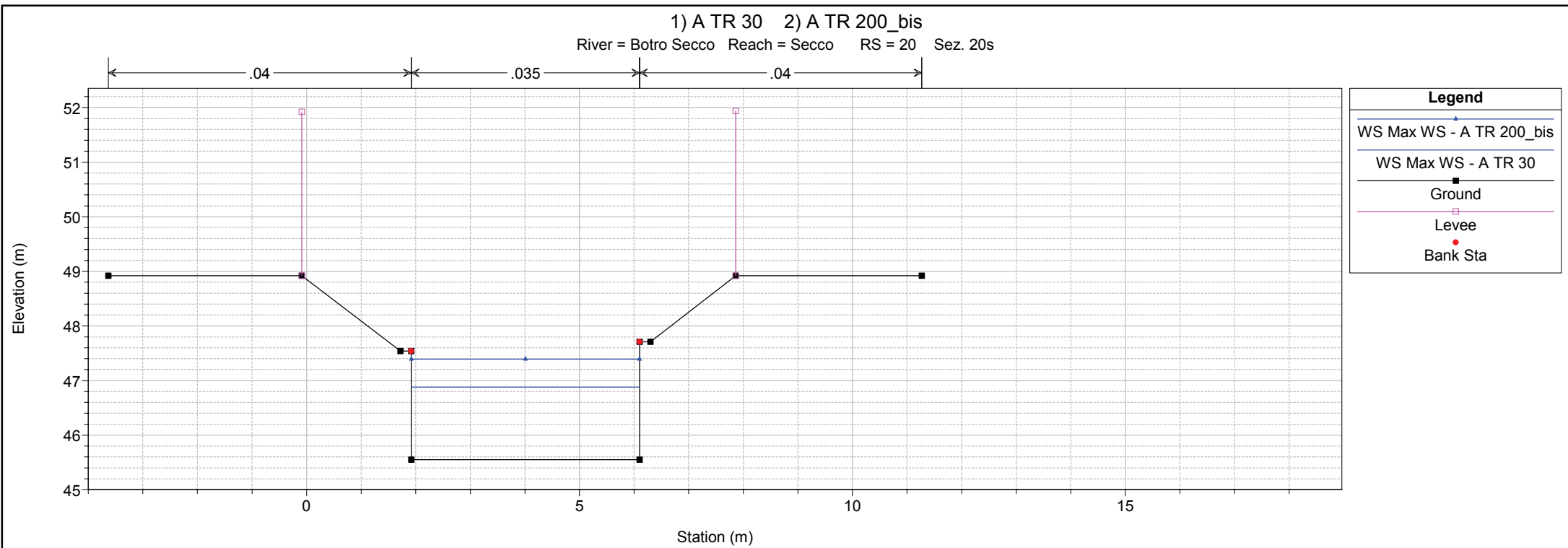


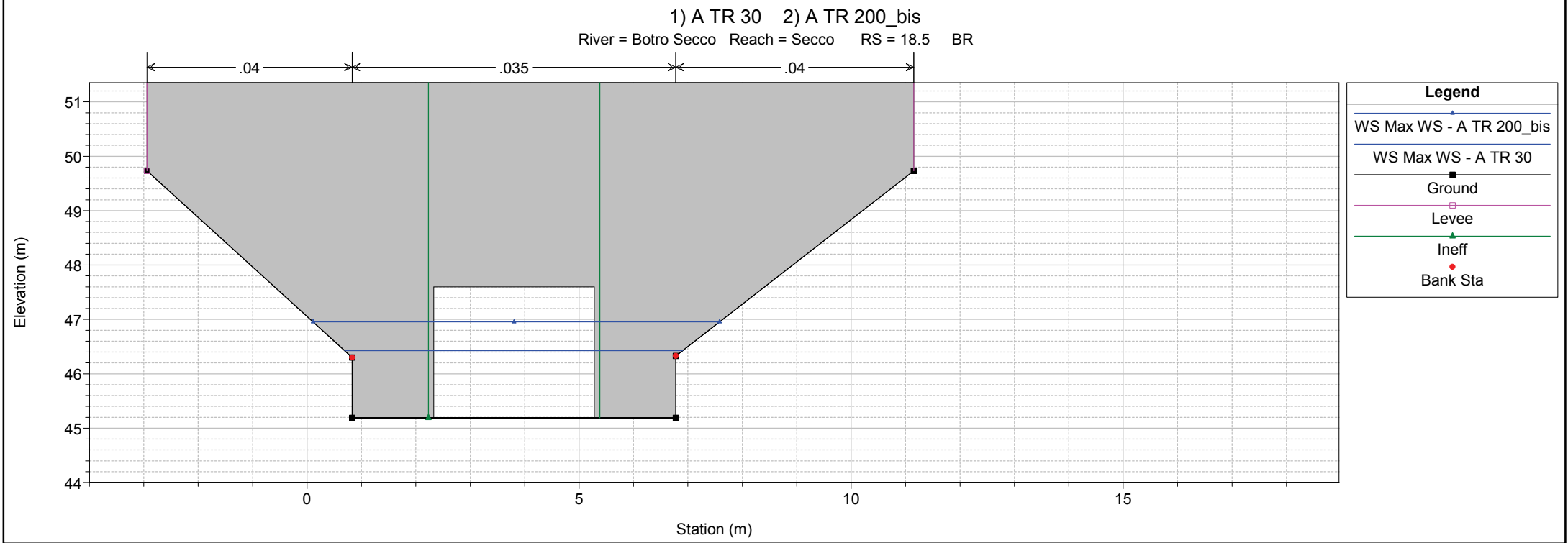
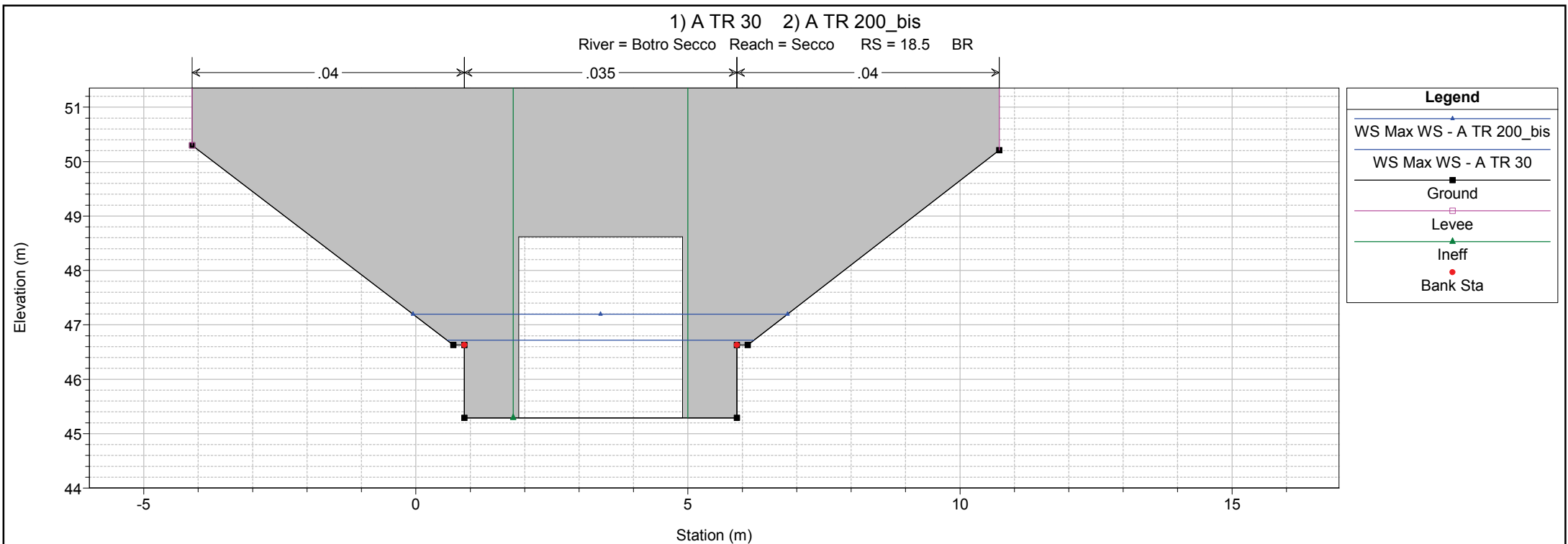
1) A TR 30 2) A TR 200_bis
 River = Botro Secco Reach = Secco RS = 22 Sez. 22s



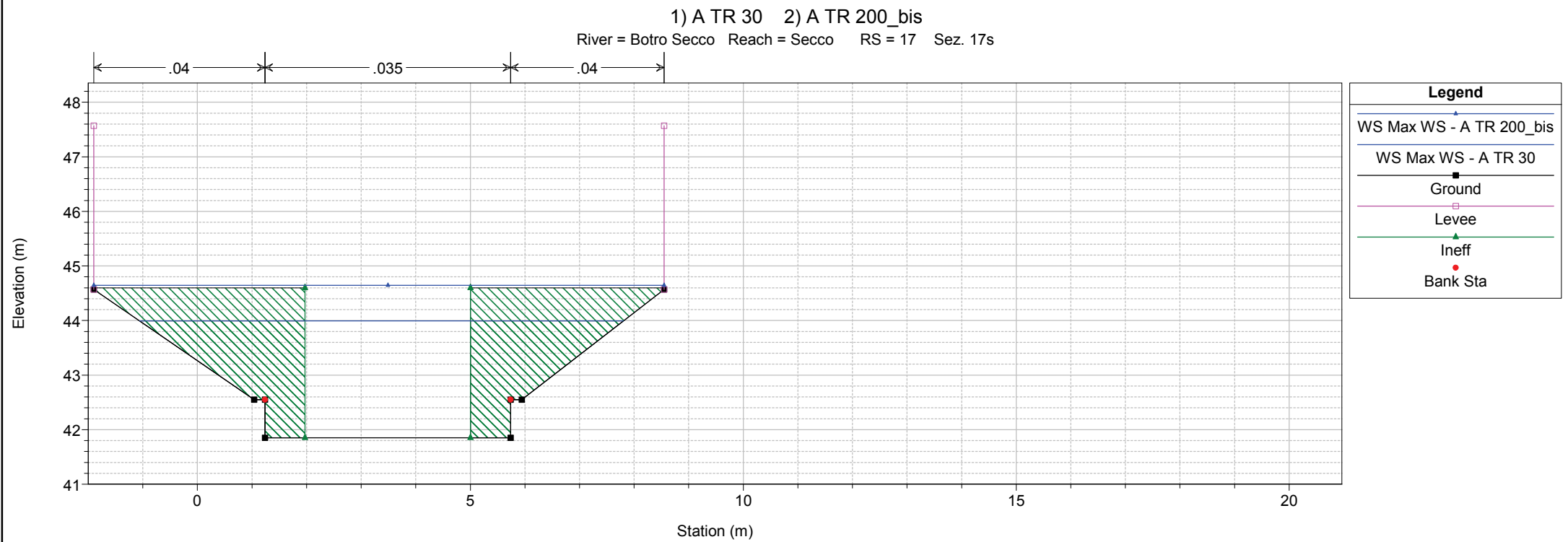
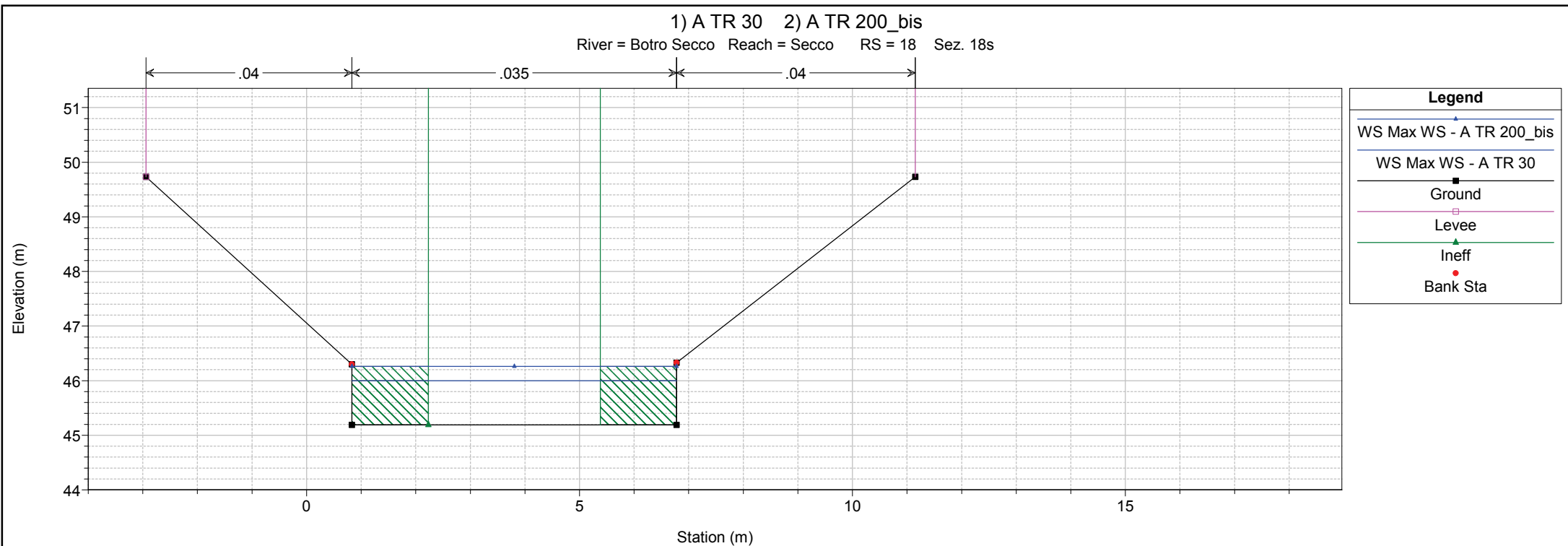
1) A TR 30 2) A TR 200_bis
 River = Botro Secco Reach = Secco RS = 21 Sez. 21s

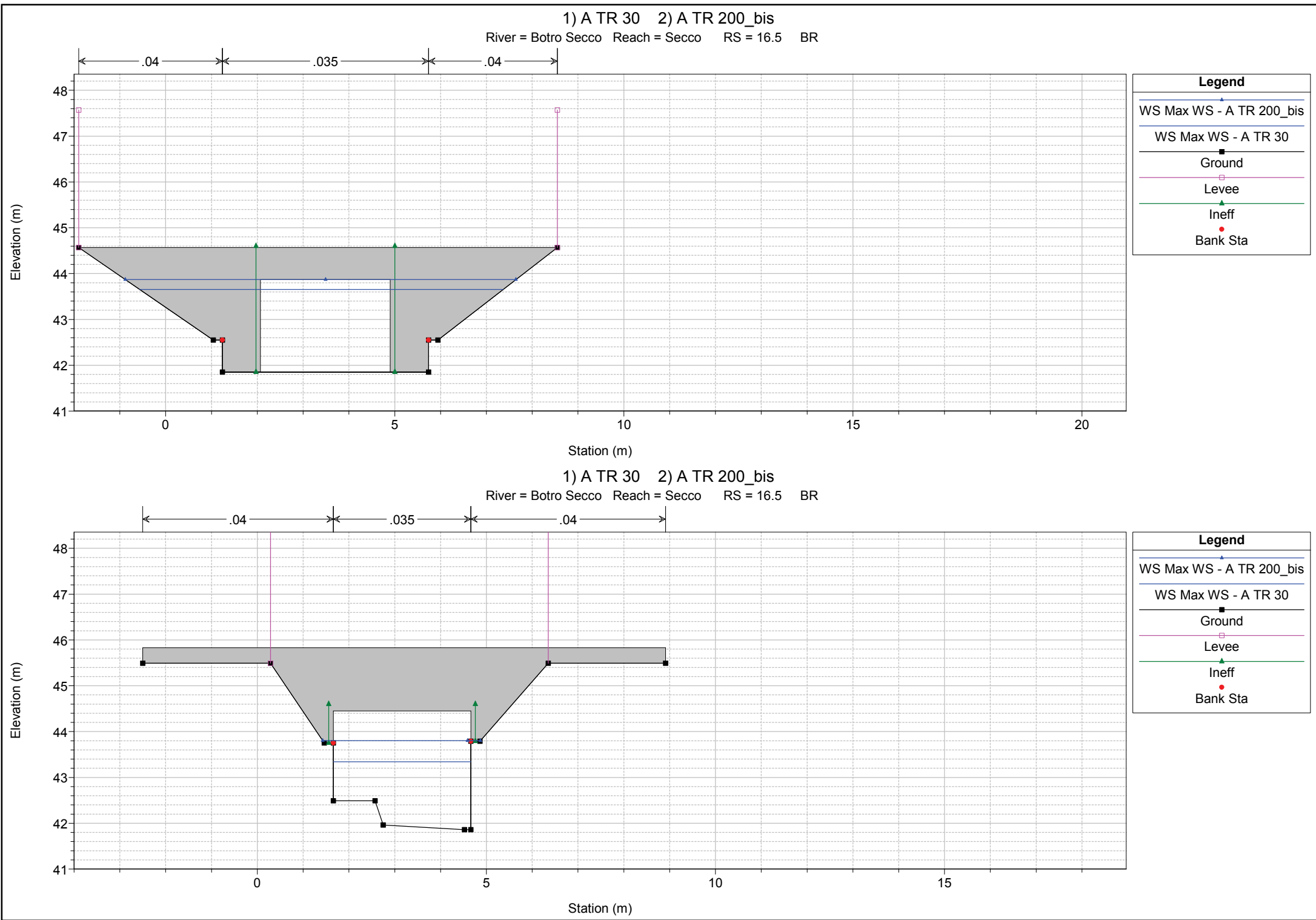


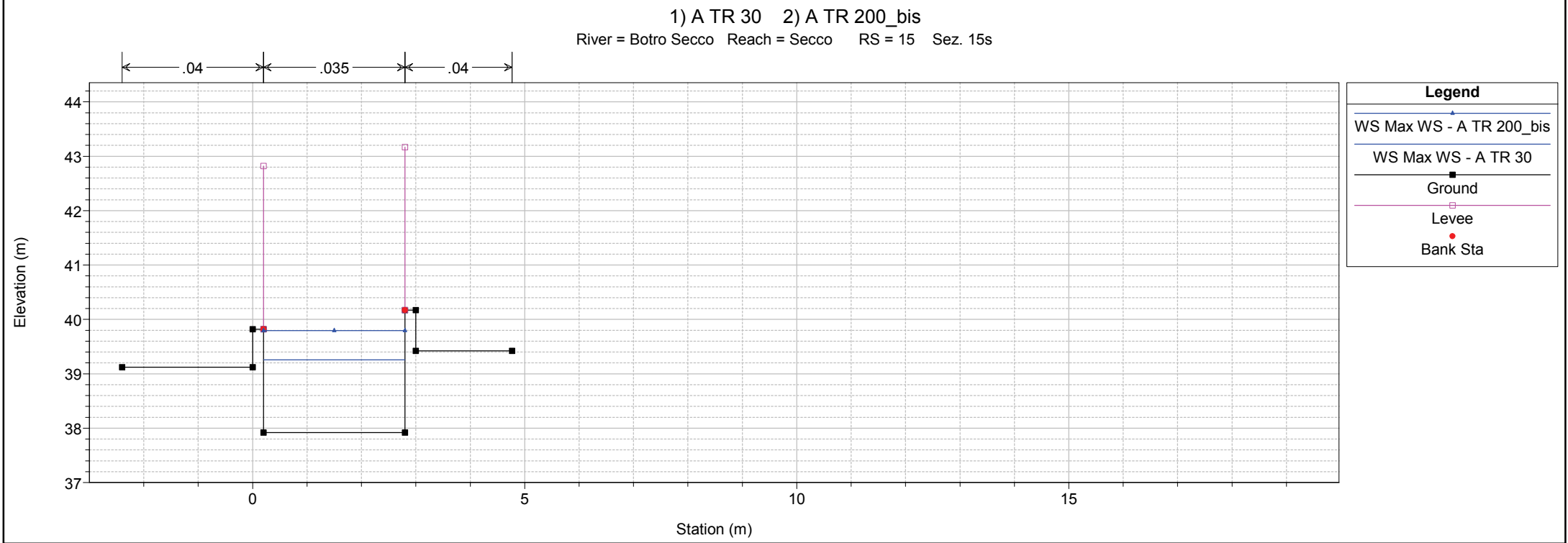
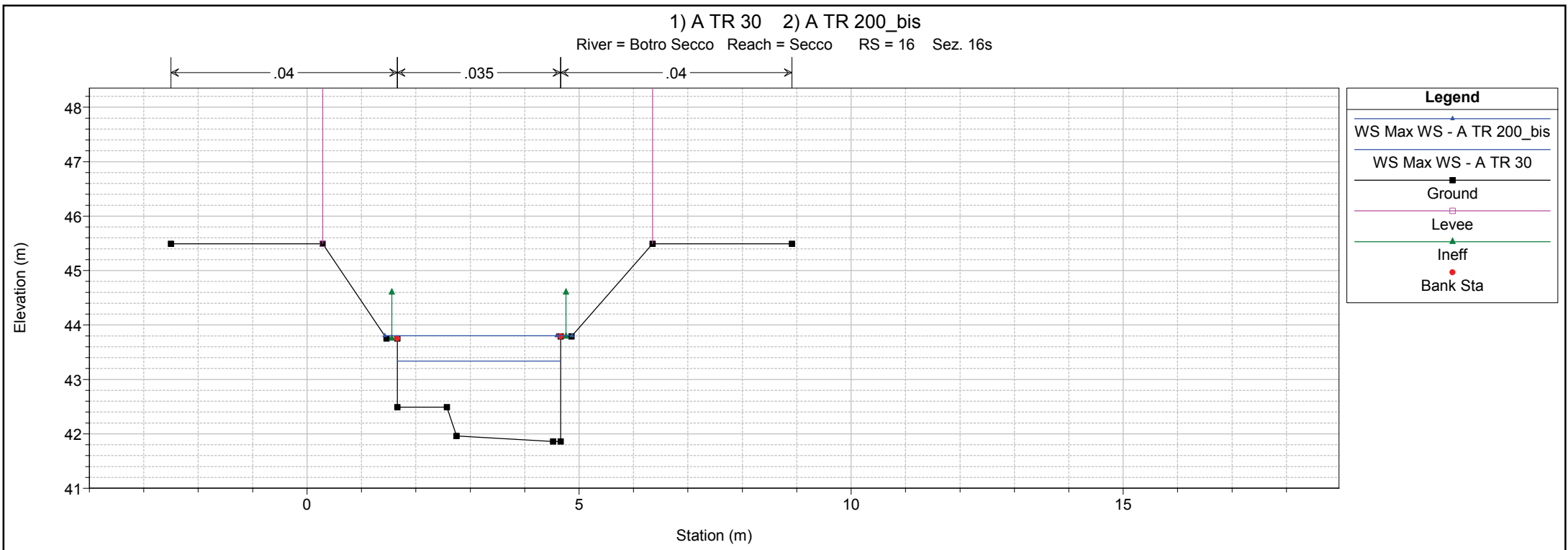


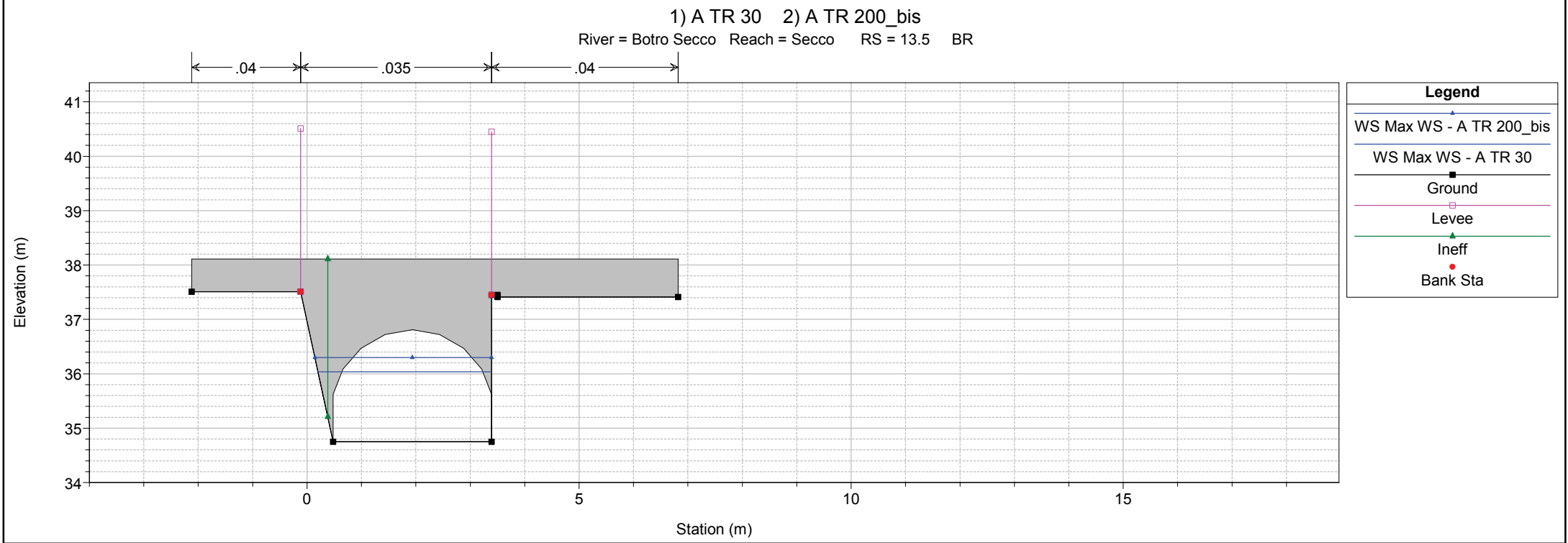
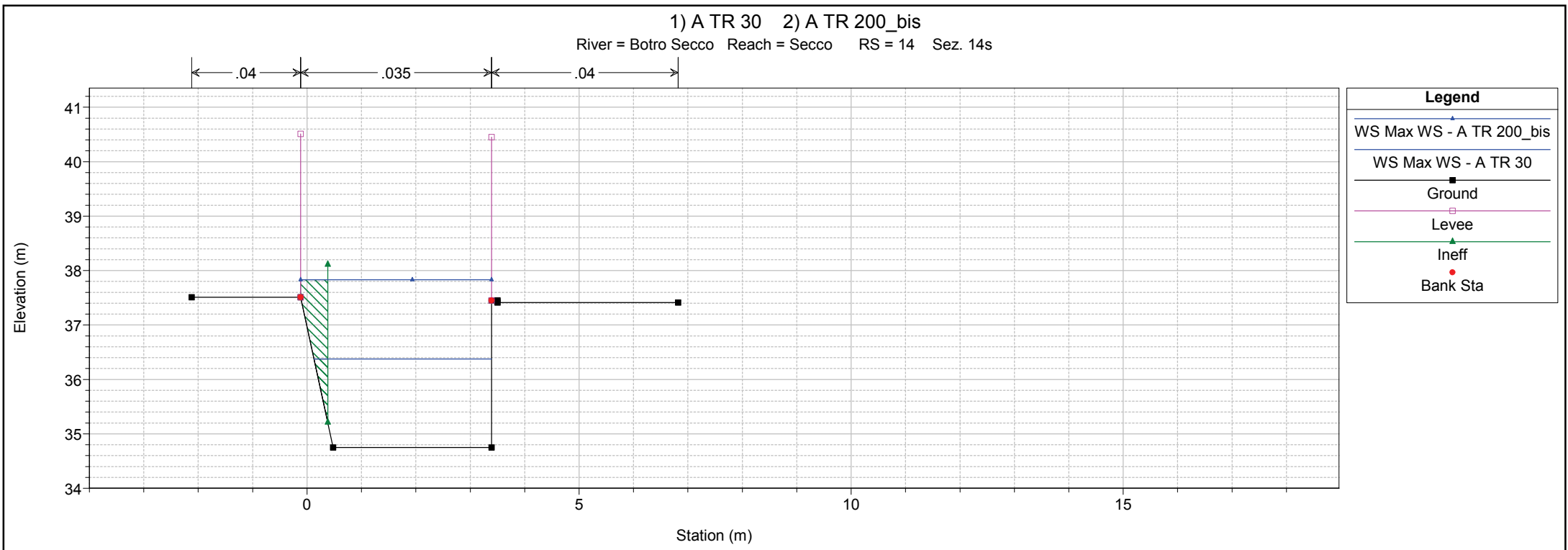


1 cm Horiz. = 1 m 1 cm Vert. = 1 m

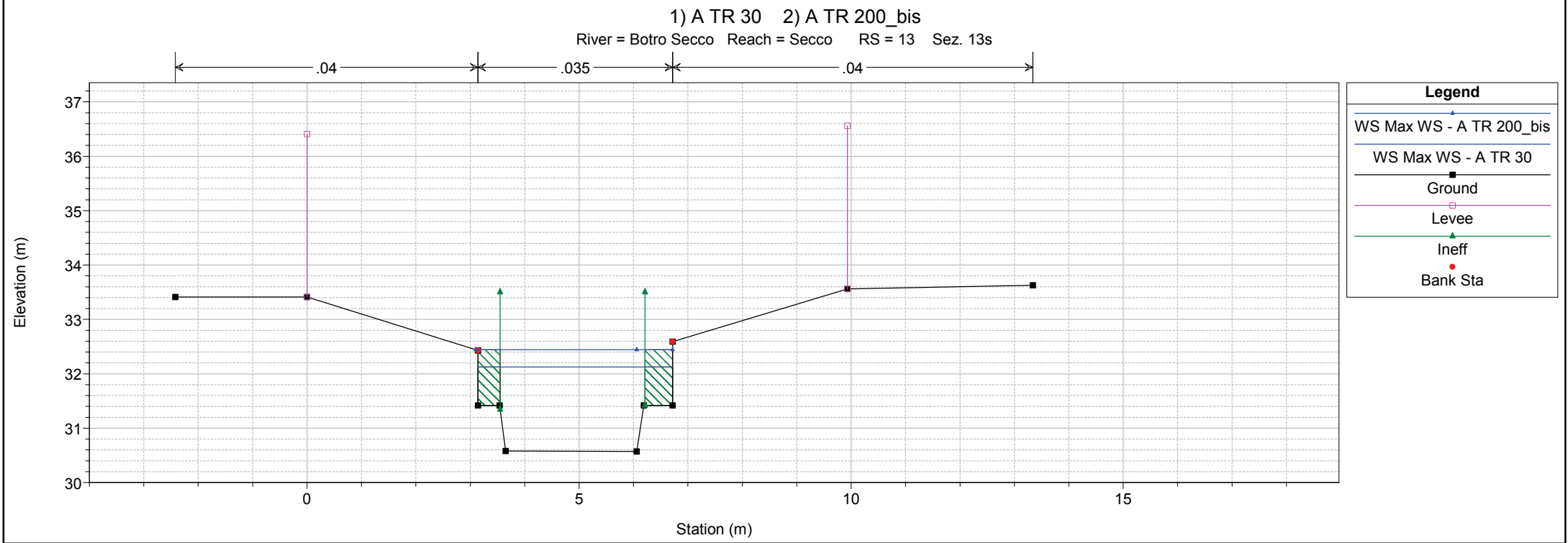
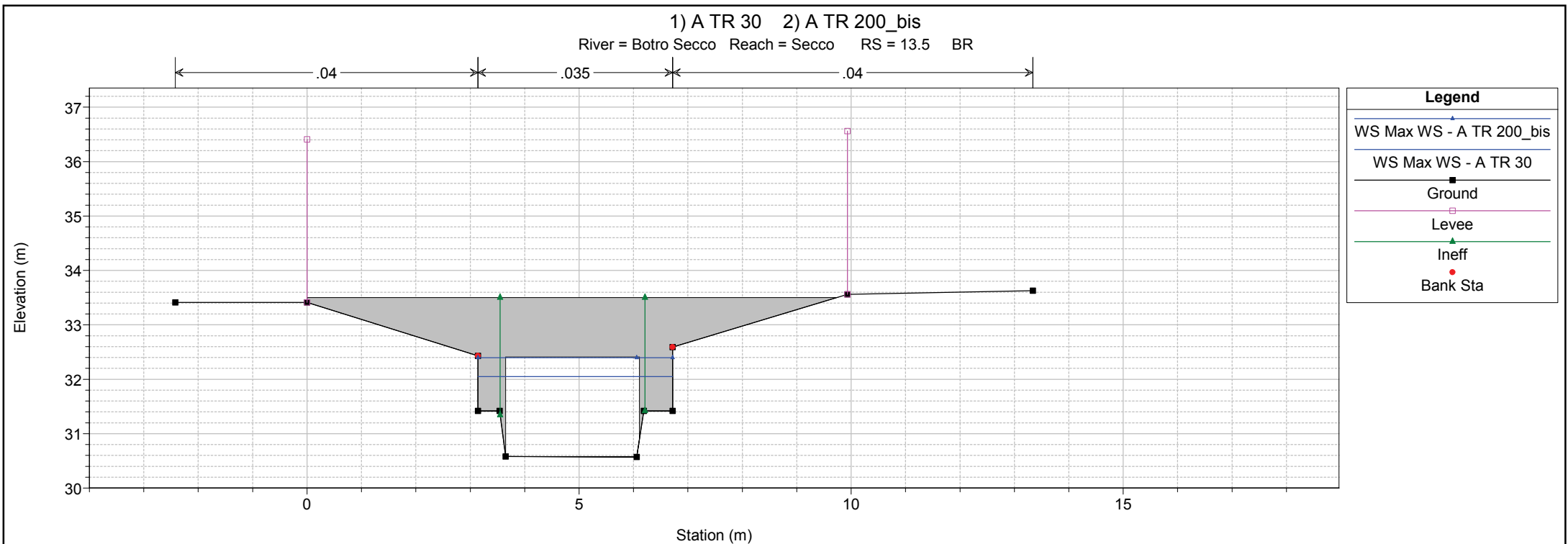




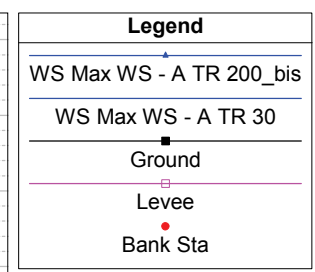
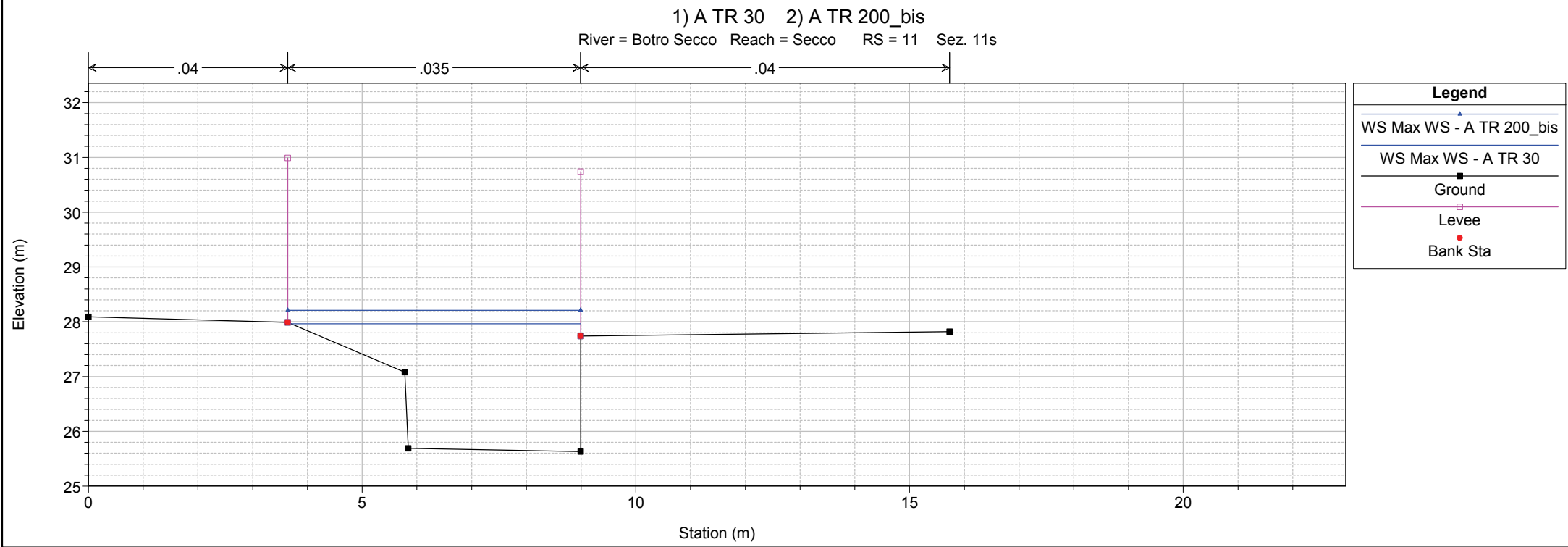
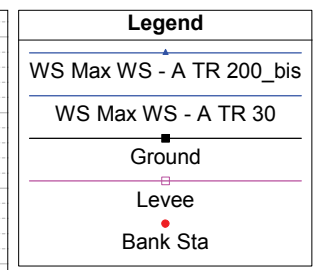
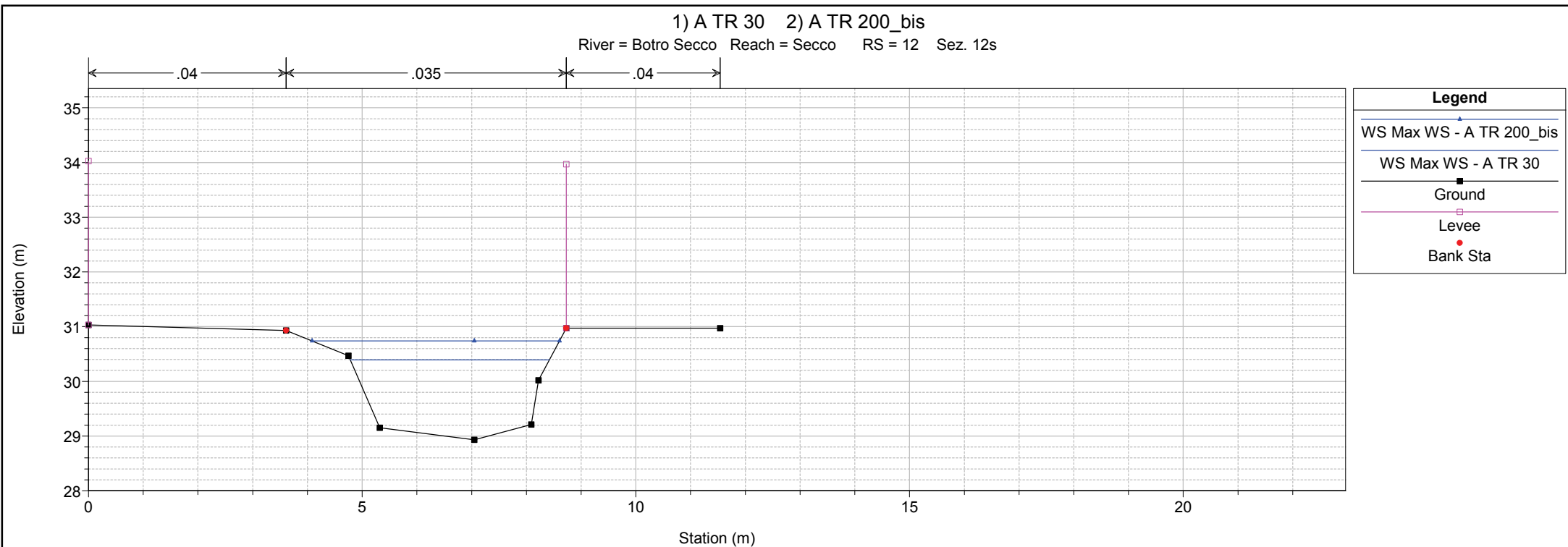




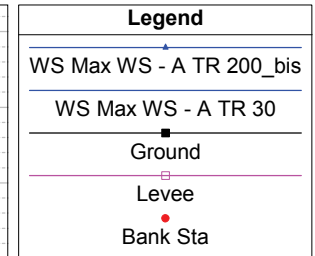
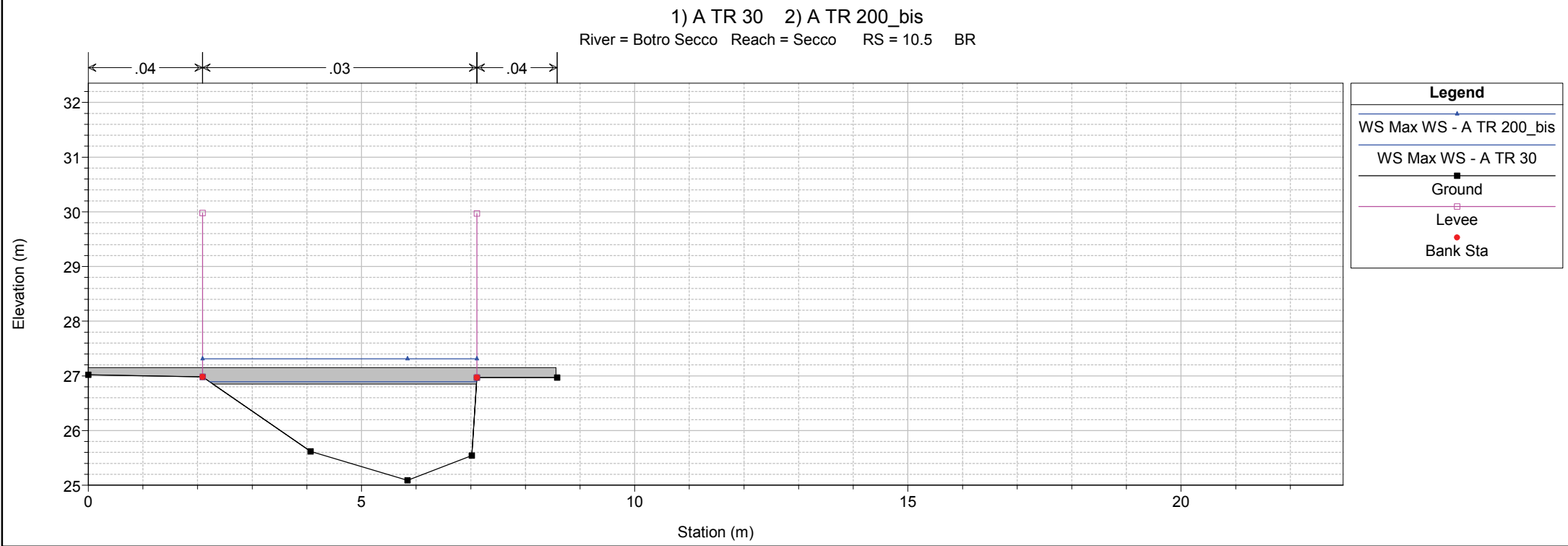
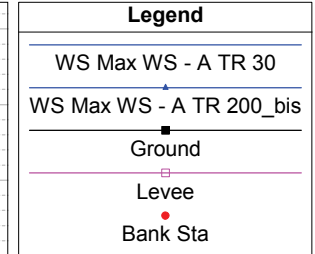
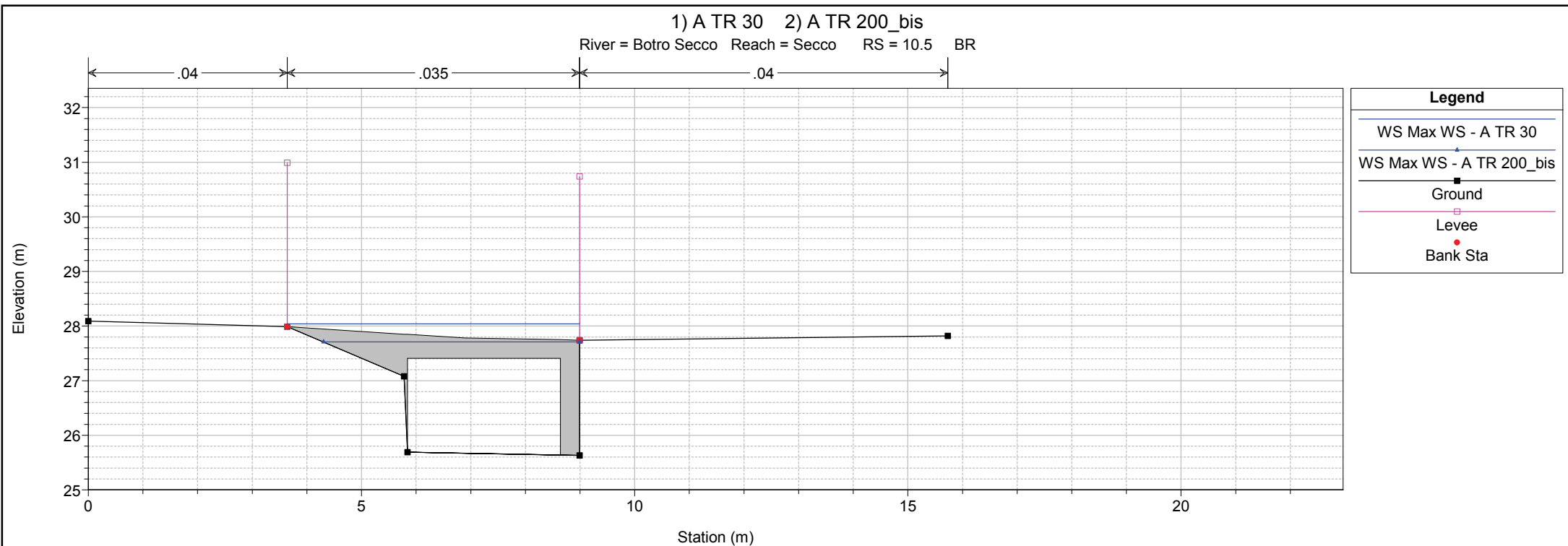
1 cm Horiz. = 1 m 1 cm Vert. = 1 m



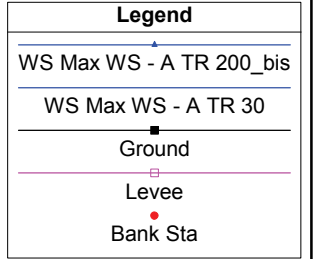
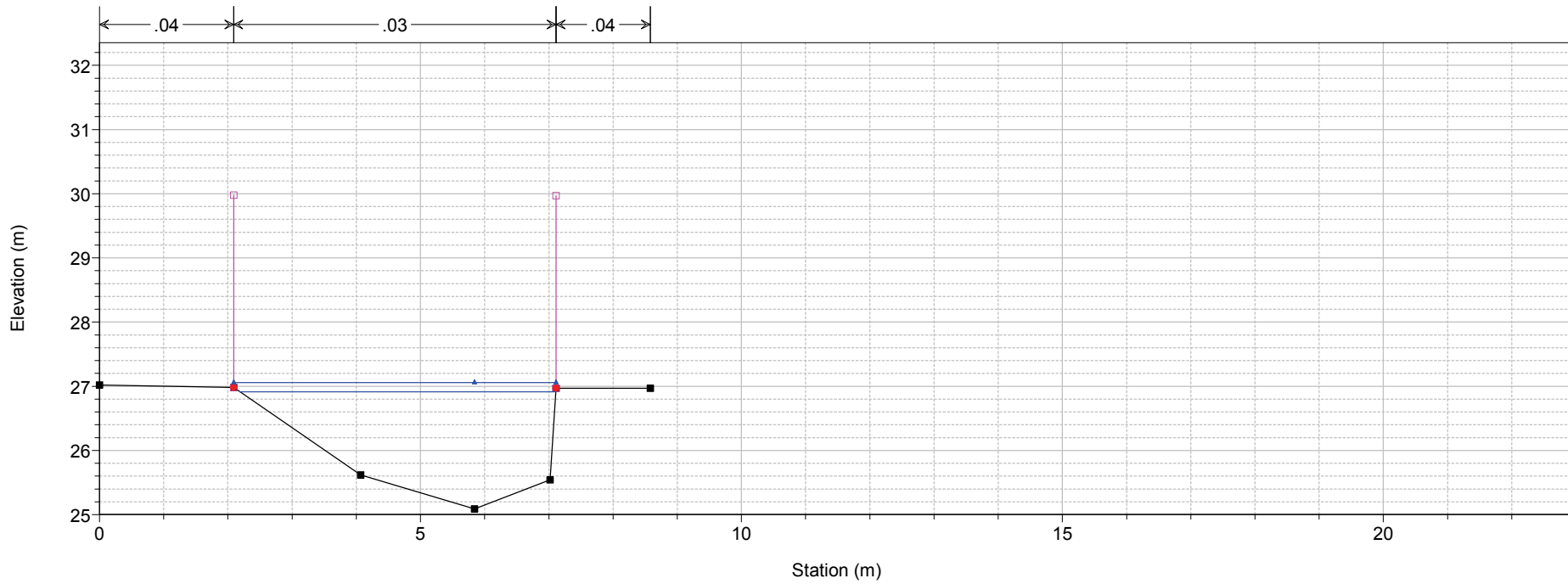
1 cm Horiz. = 1 m 1 cm Vert. = 1 m



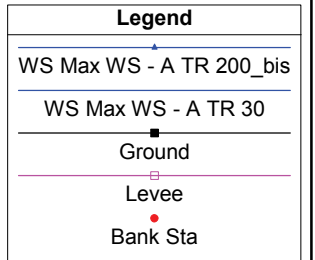
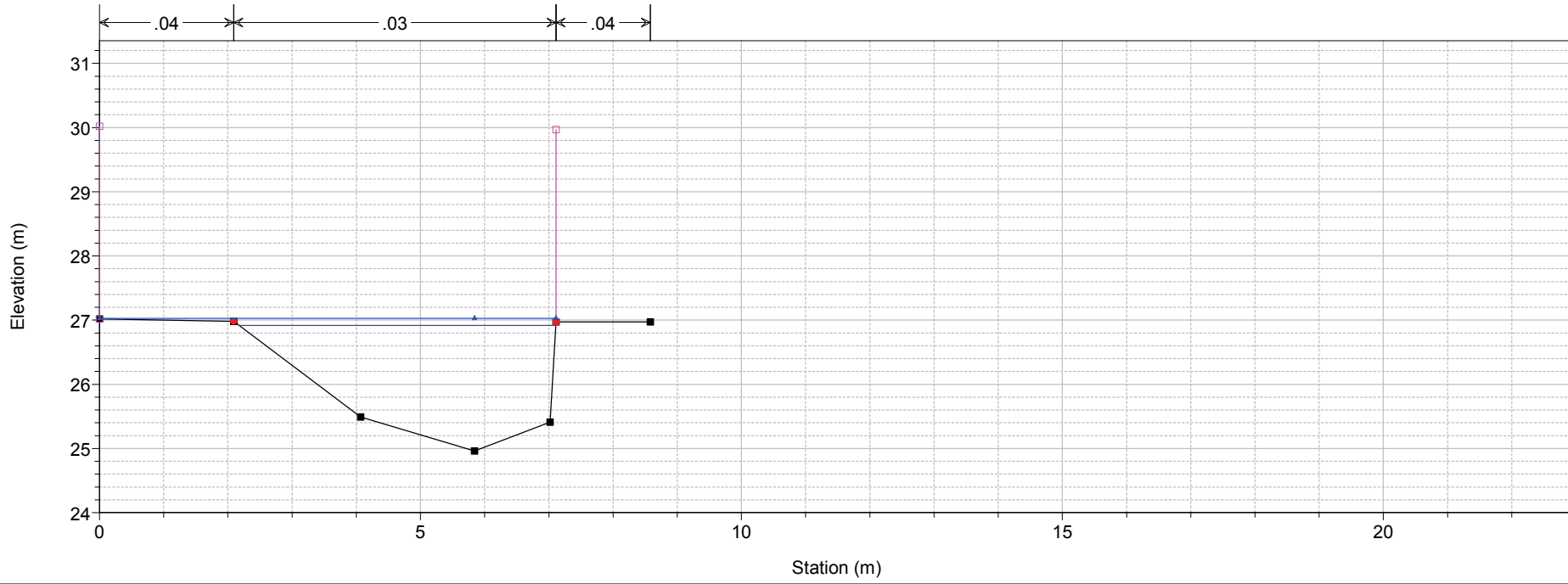
1 cm Horiz. = 1 m 1 cm Vert. = 1 m



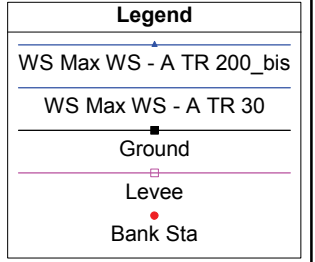
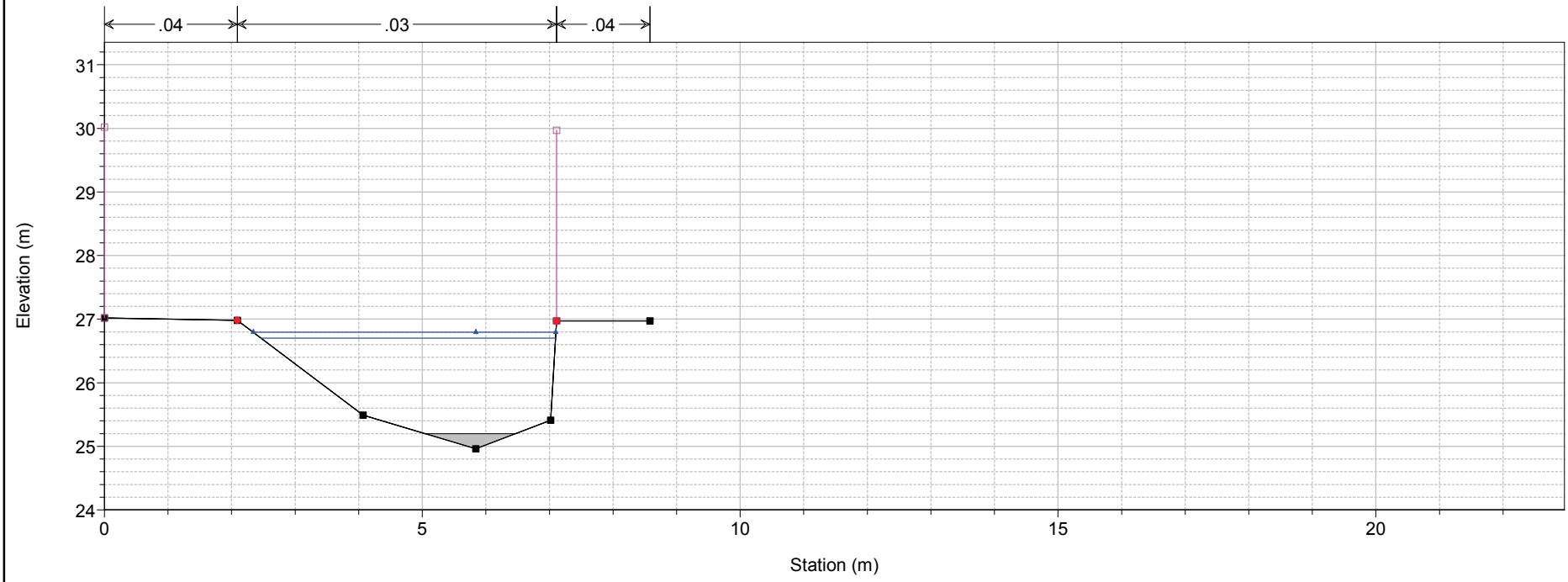
1) A TR 30 2) A TR 200_bis
 River = Botro Secco Reach = Secco RS = 10 Sez. 10s



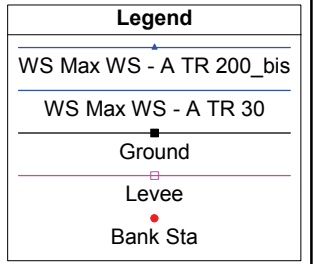
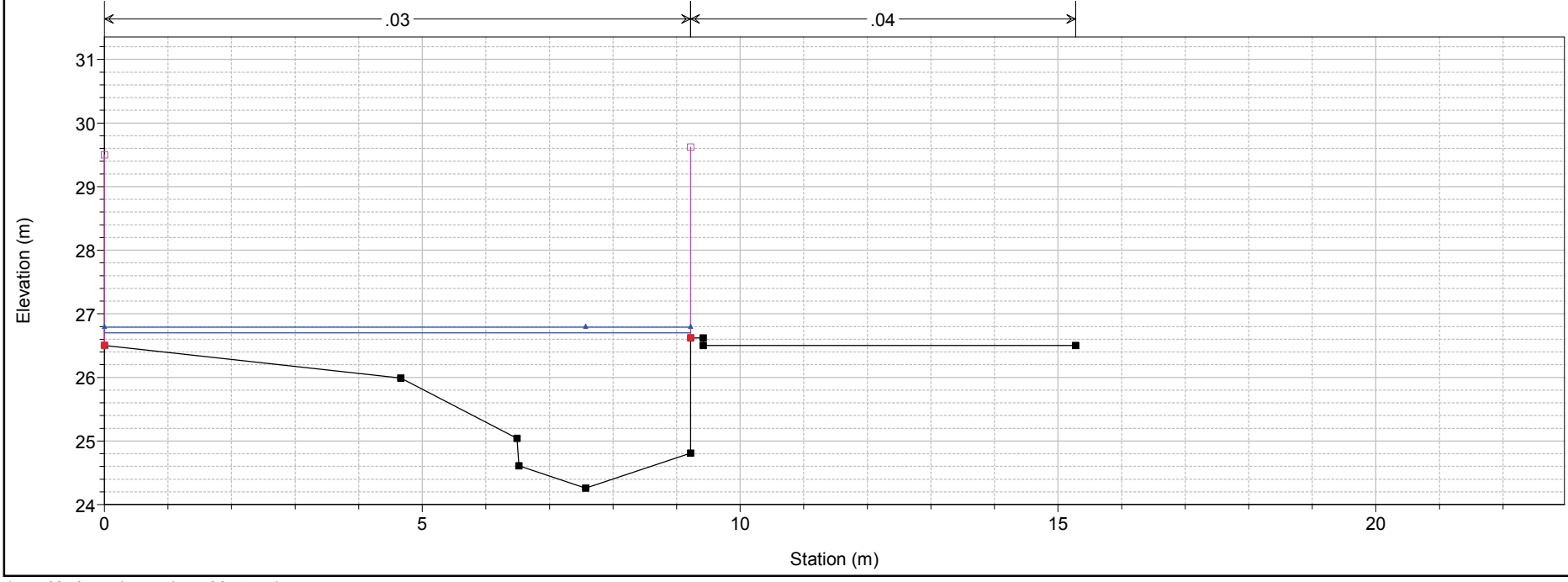
1) A TR 30 2) A TR 200_bis
 River = Botro Secco Reach = Secco RS = 9.7

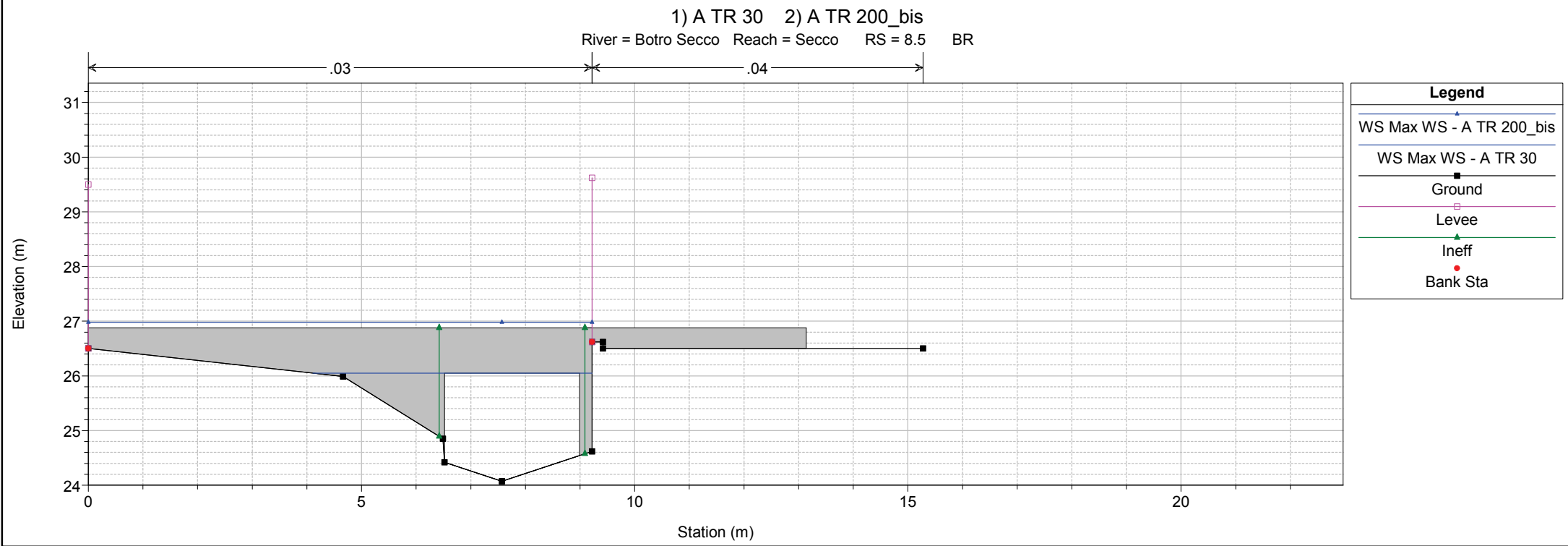
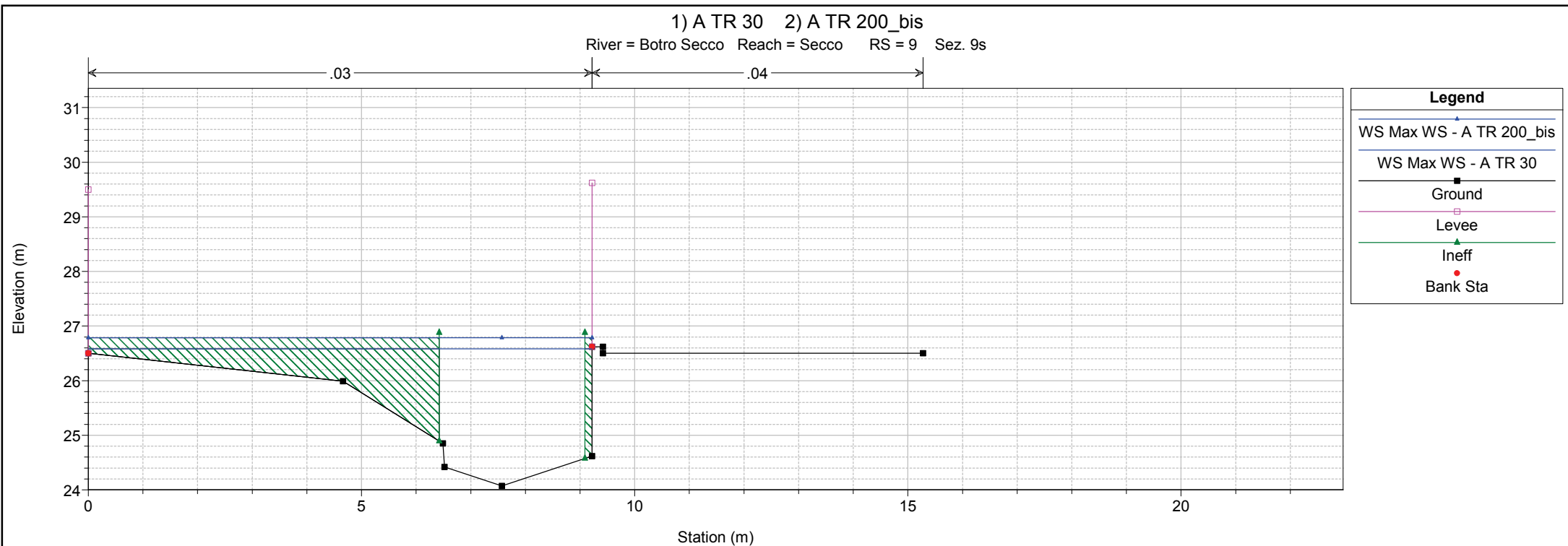


1) A TR 30 2) A TR 200_bis
 River = Botro Secco Reach = Secco RS = 9.5 IS

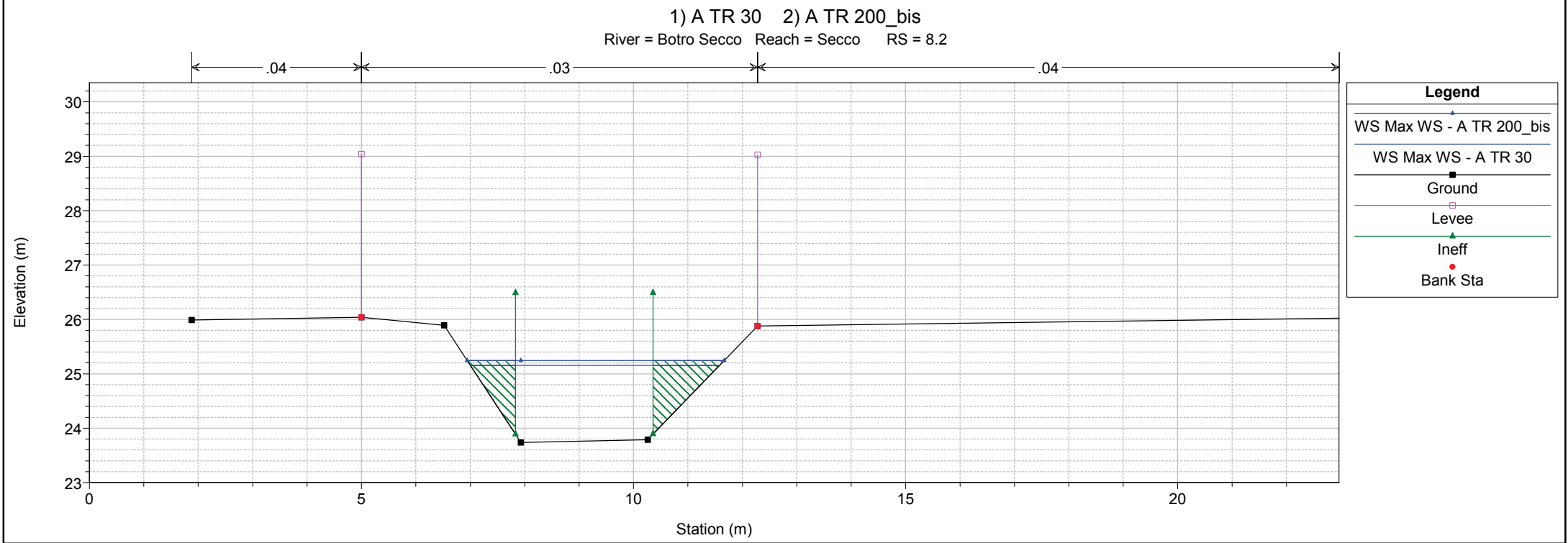
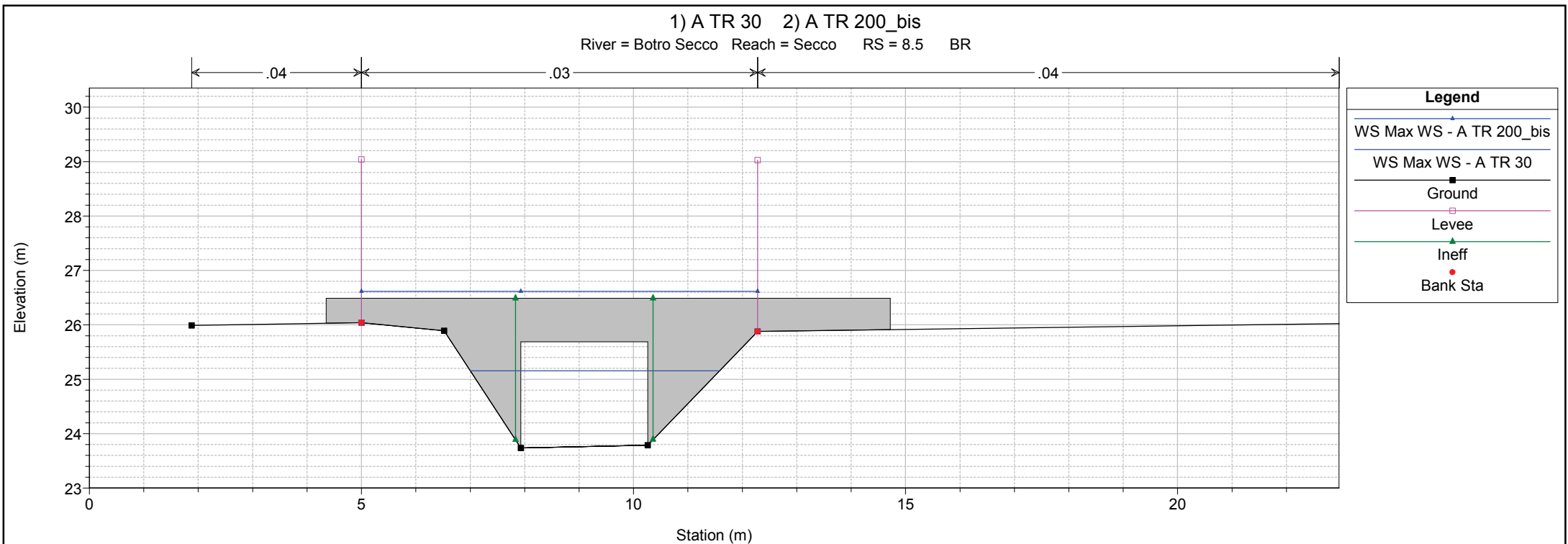


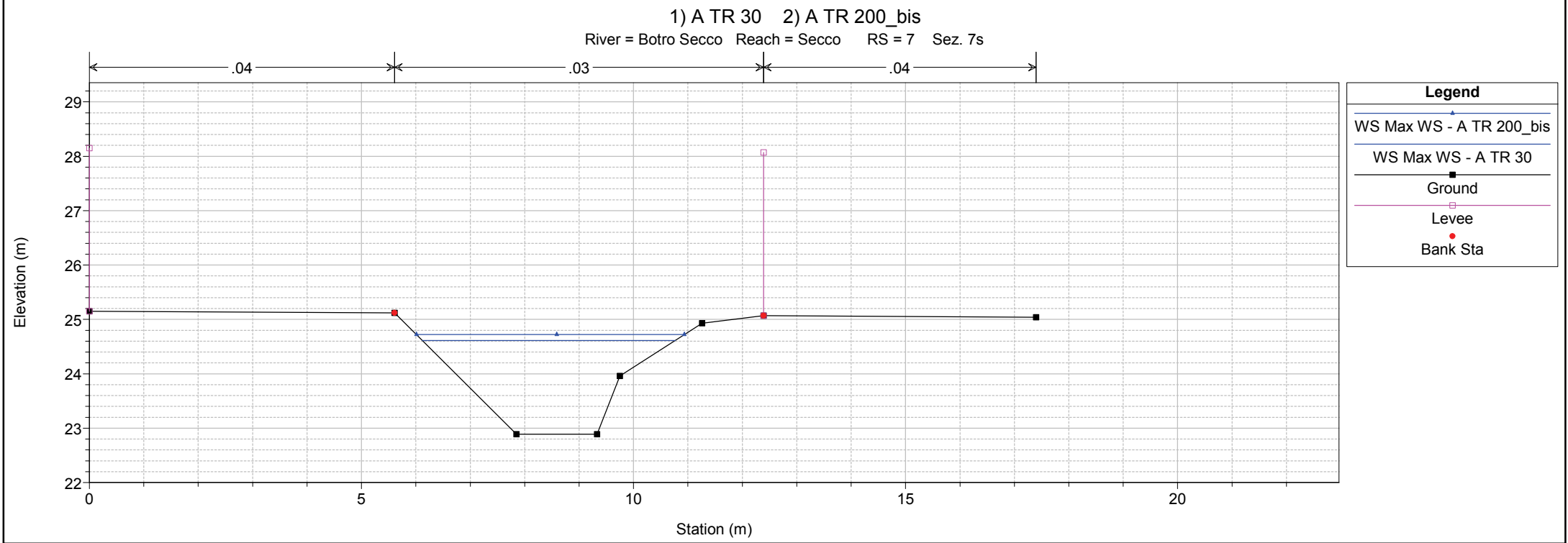
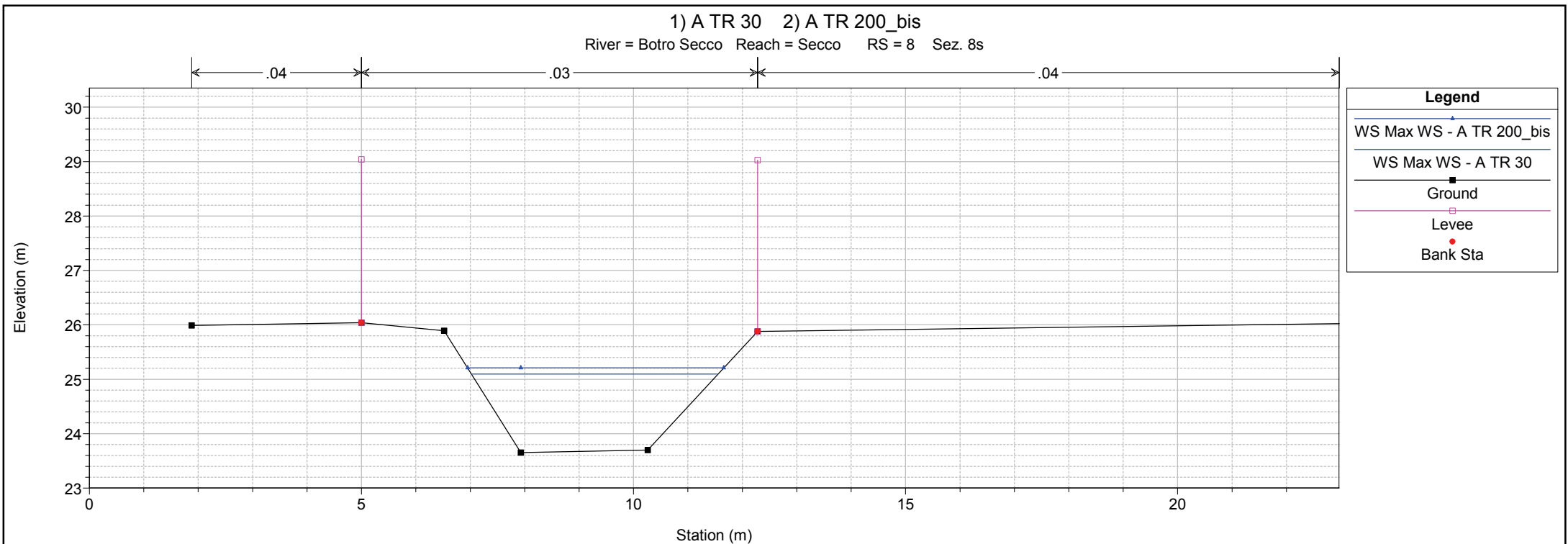
1) A TR 30 2) A TR 200_bis
 River = Botro Secco Reach = Secco RS = 9.3

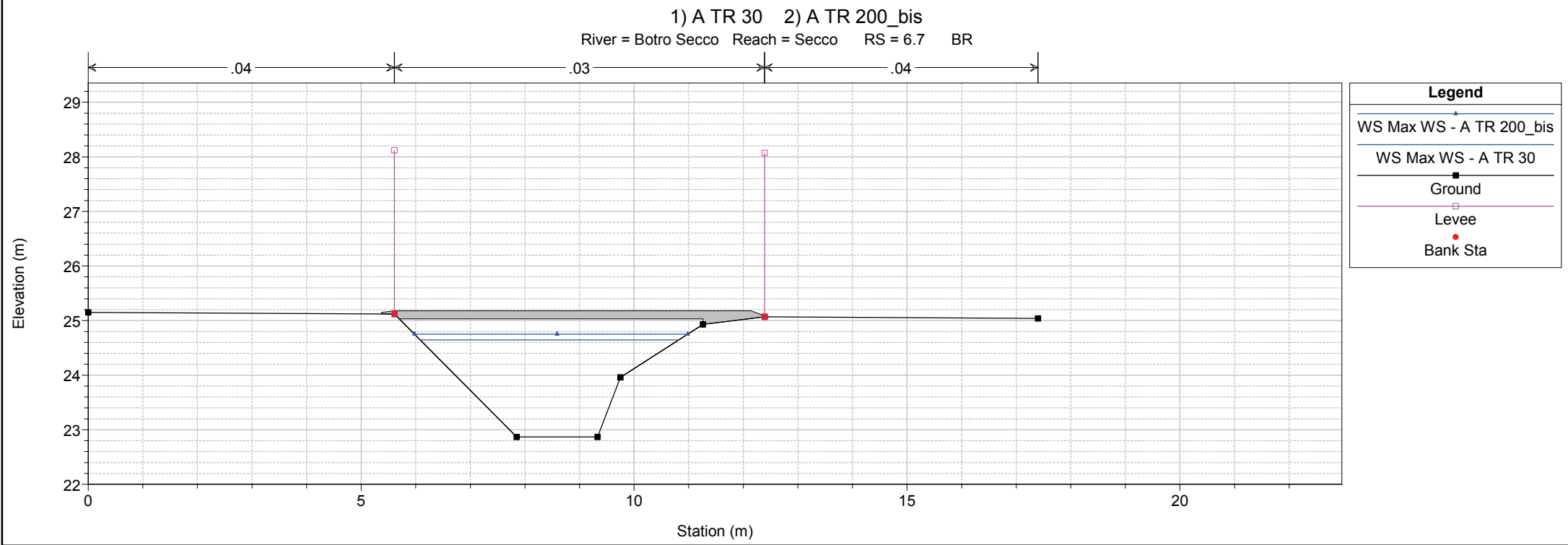
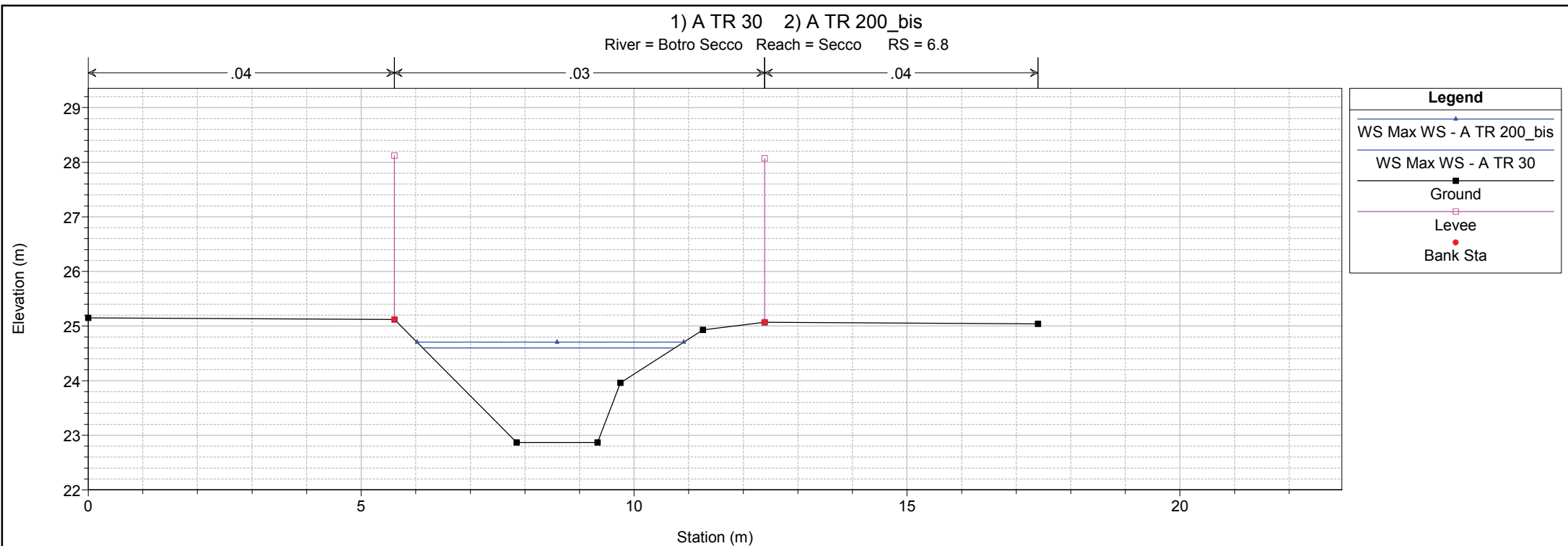


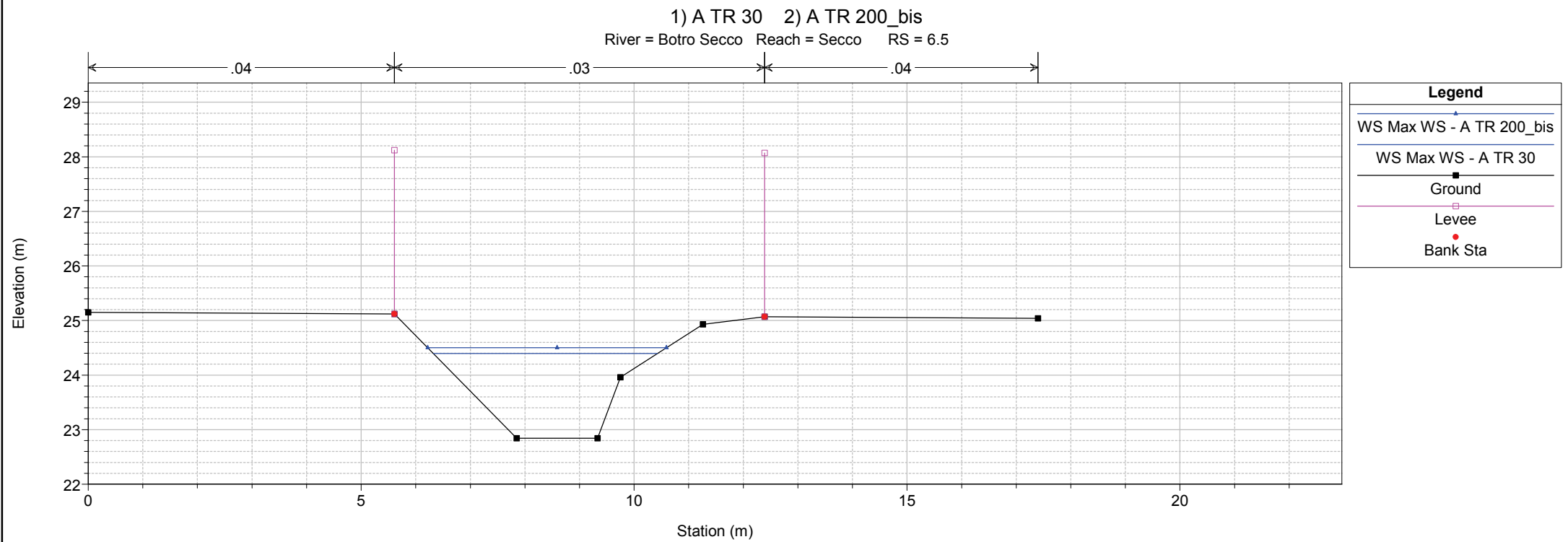
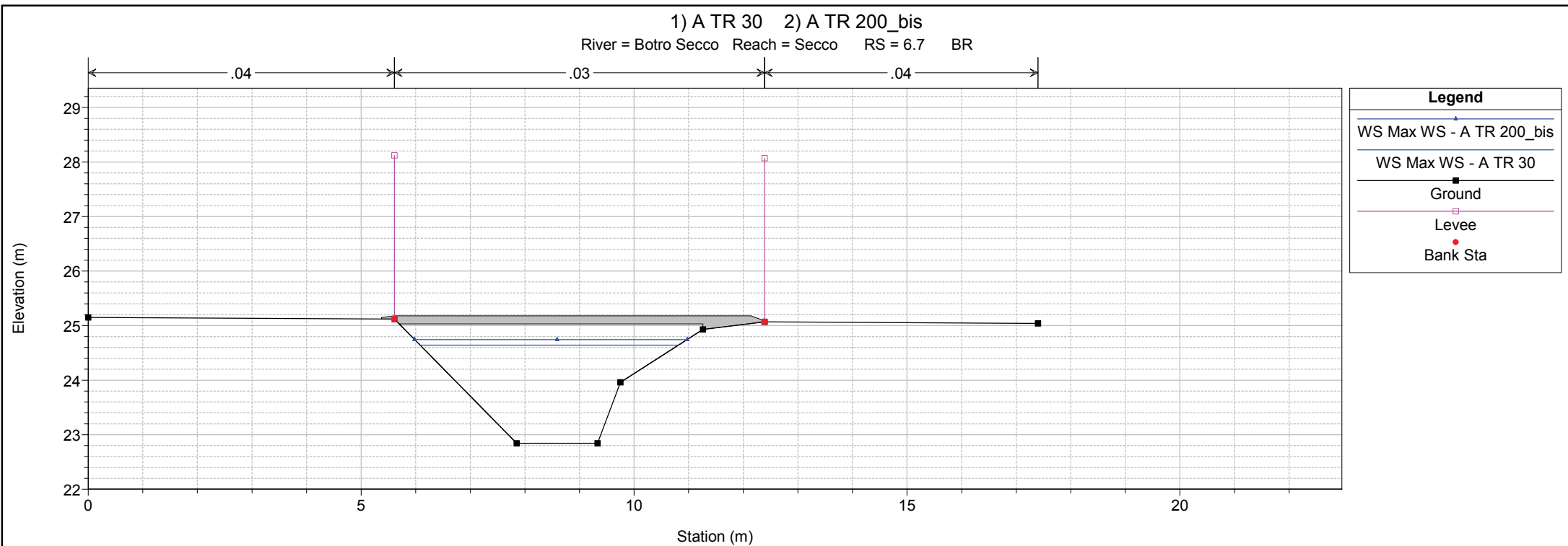


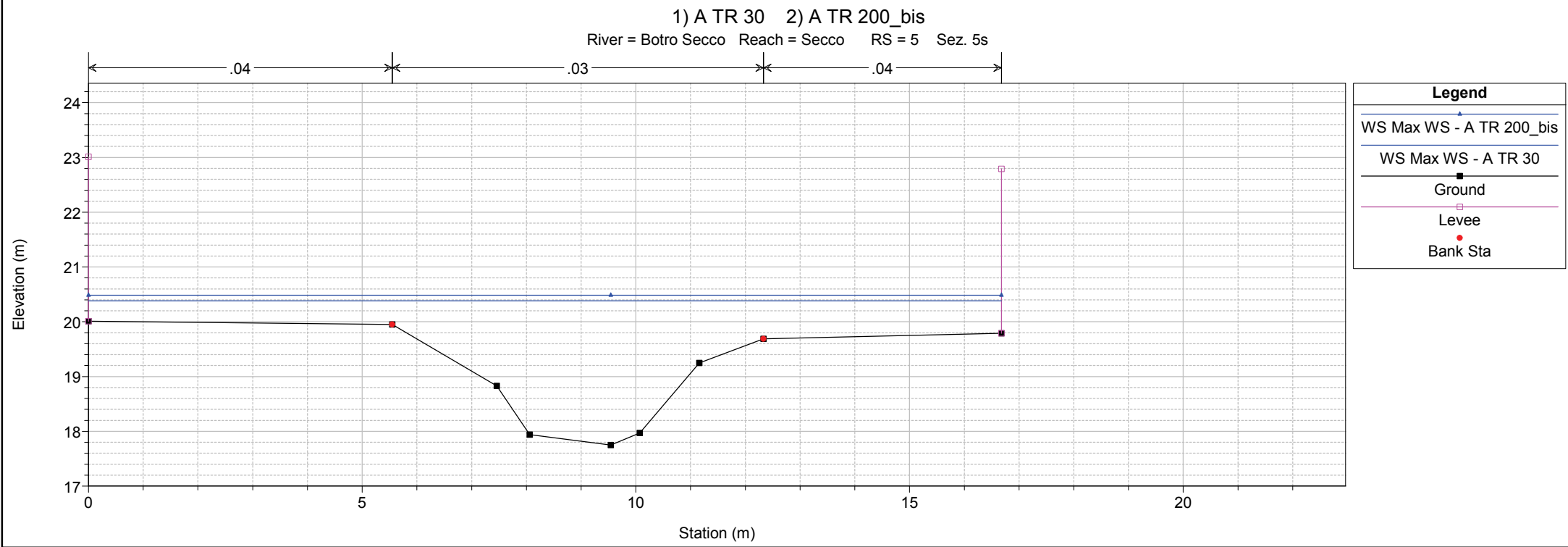
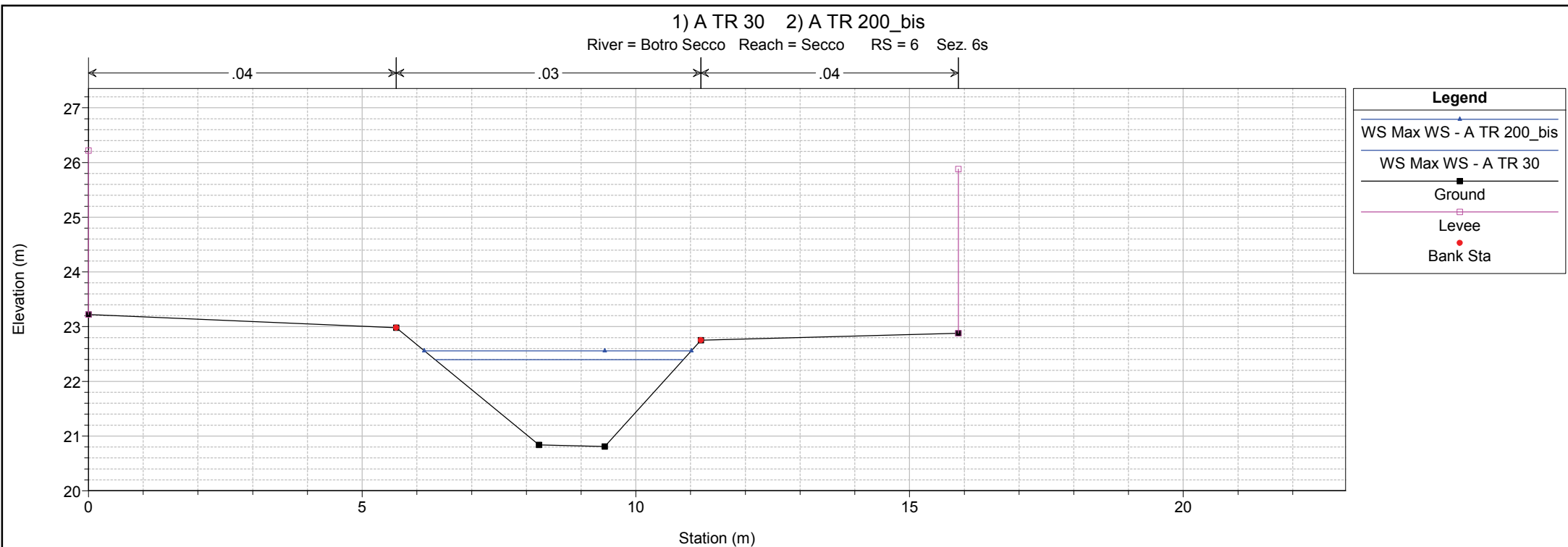
1 cm Horiz. = 1 m 1 cm Vert. = 1 m

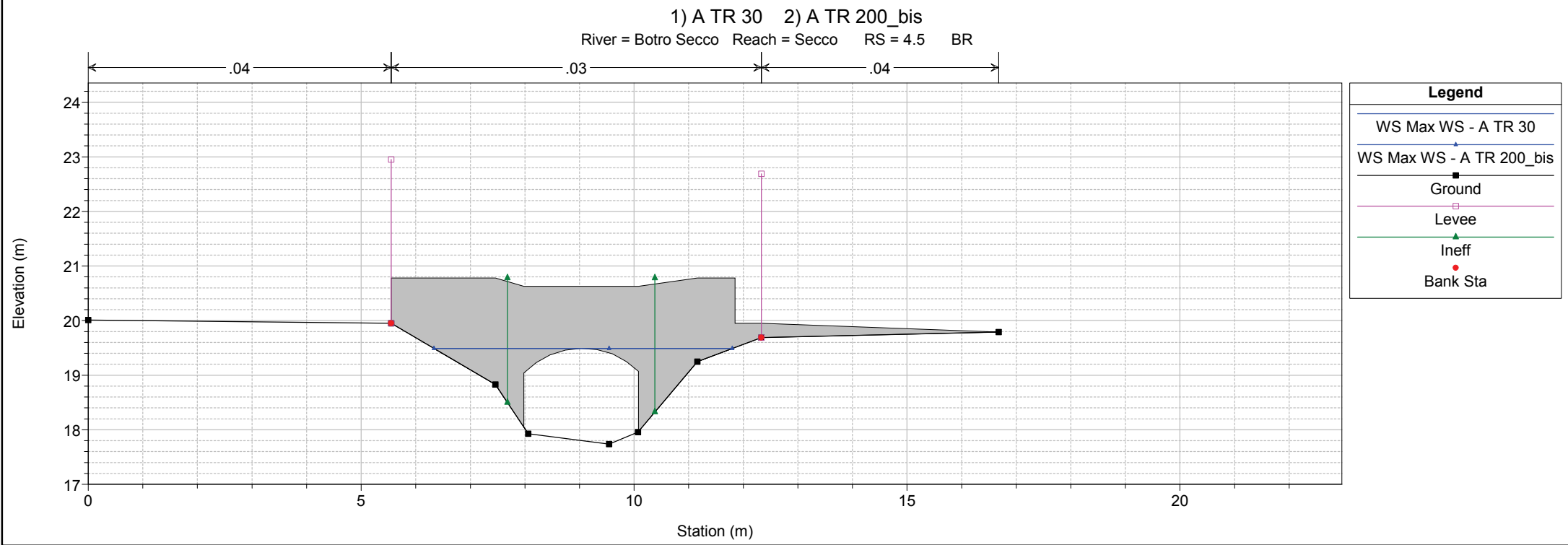
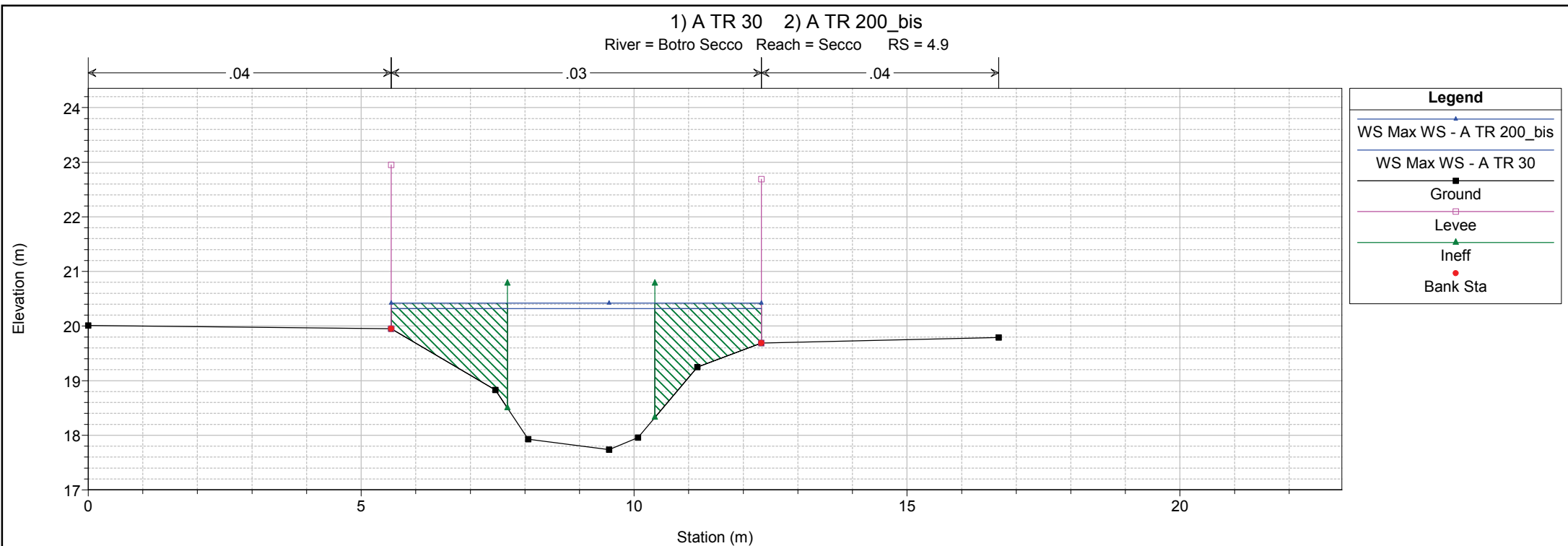


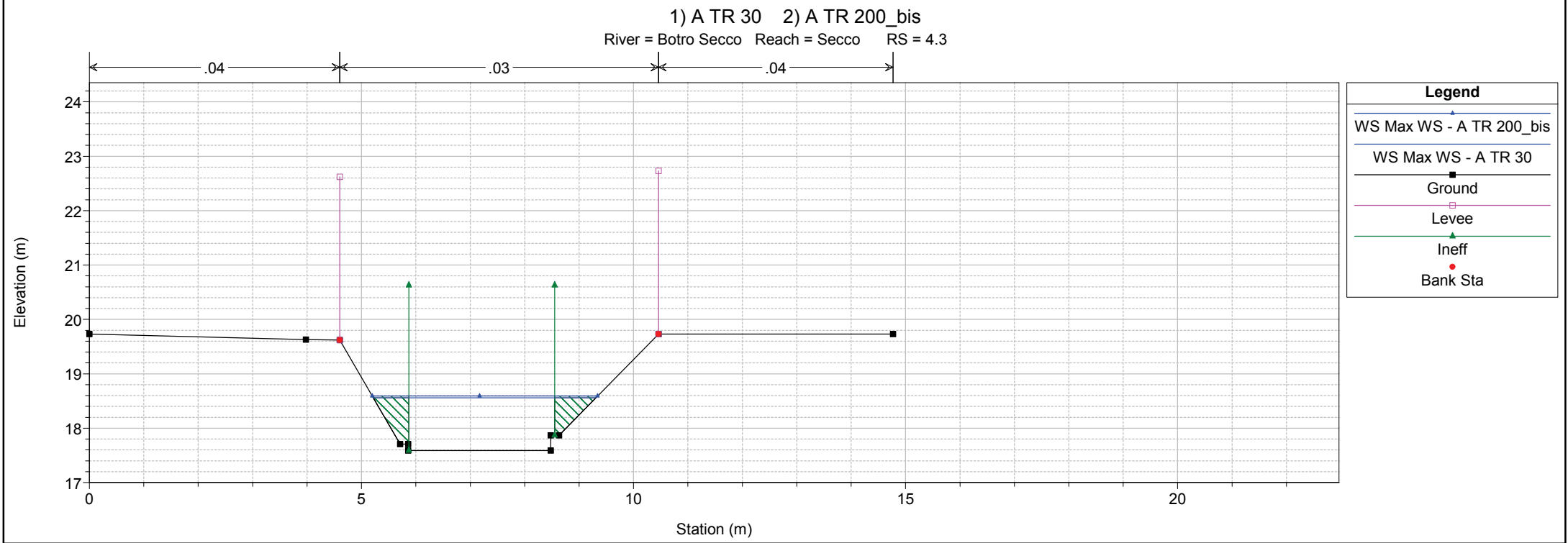
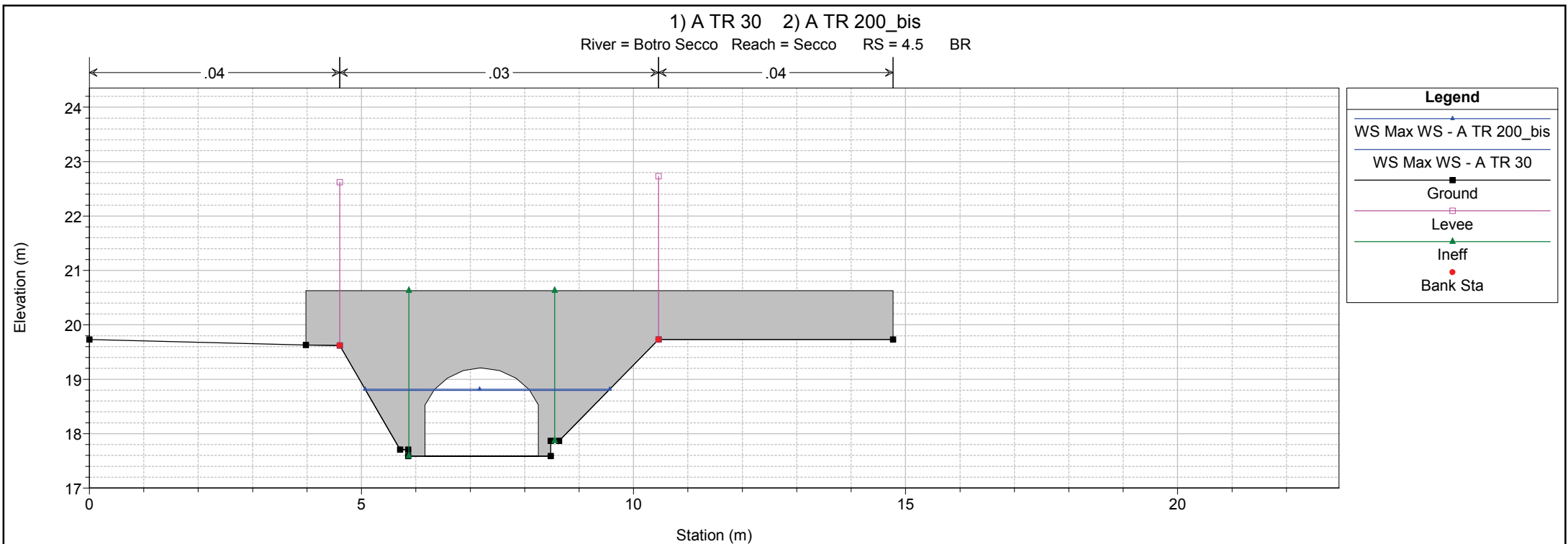




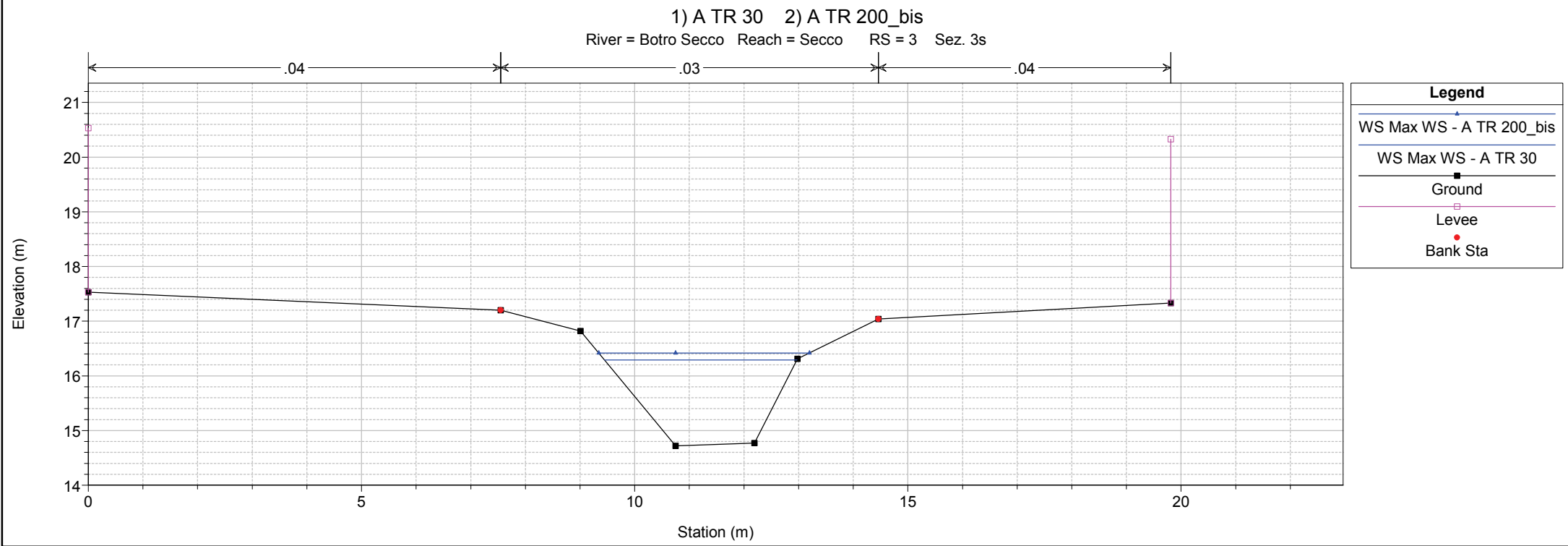
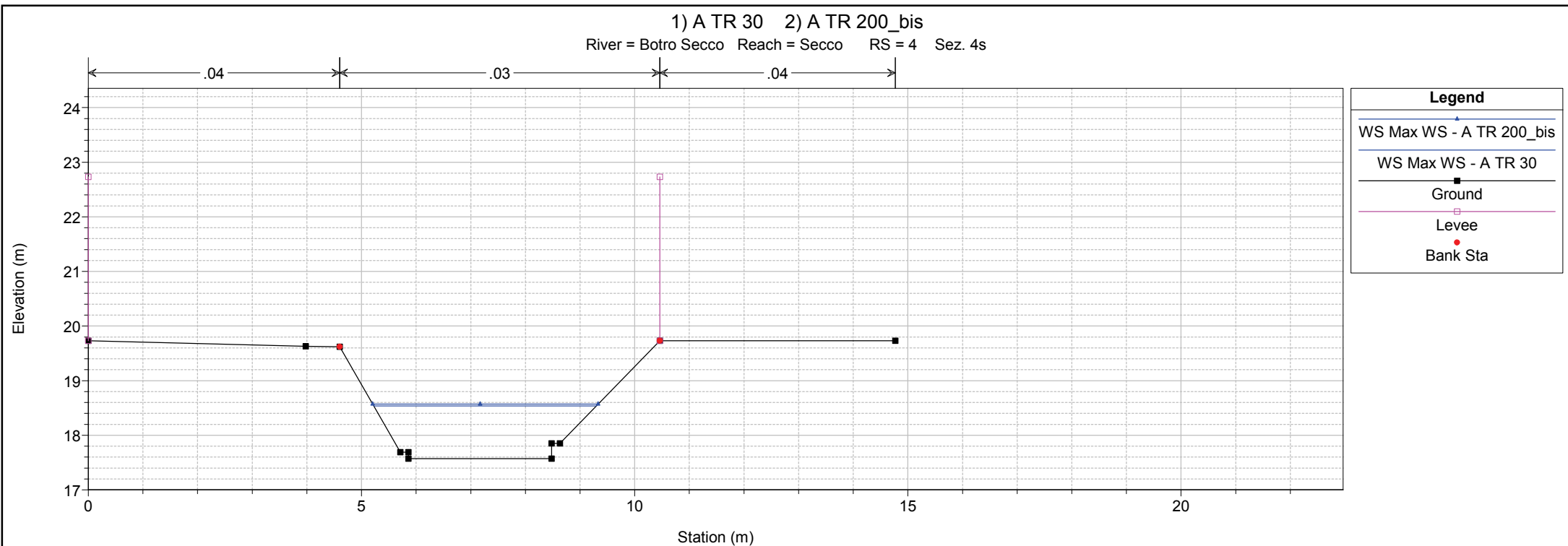


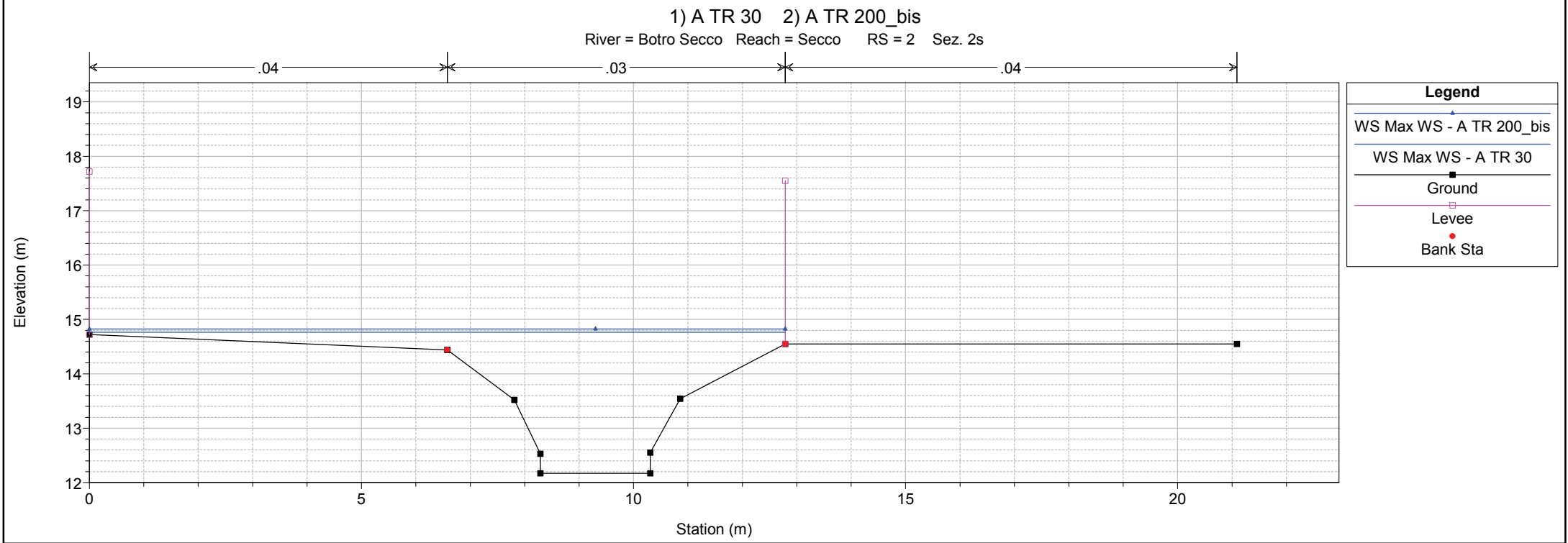
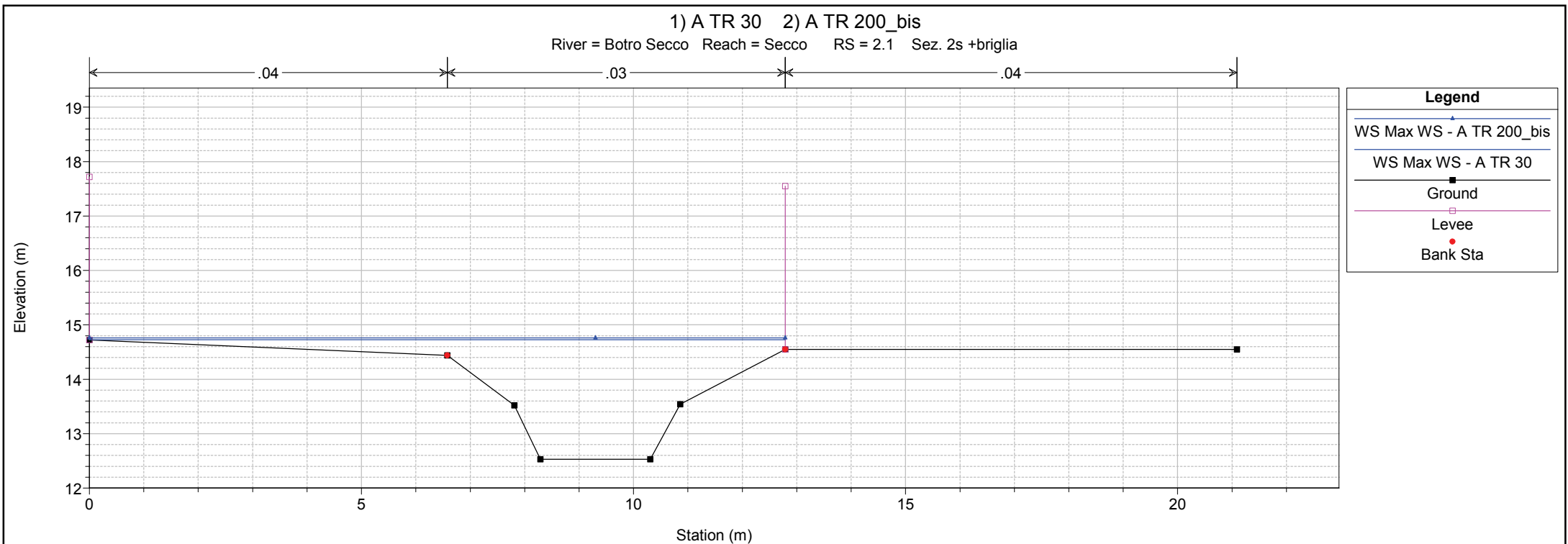


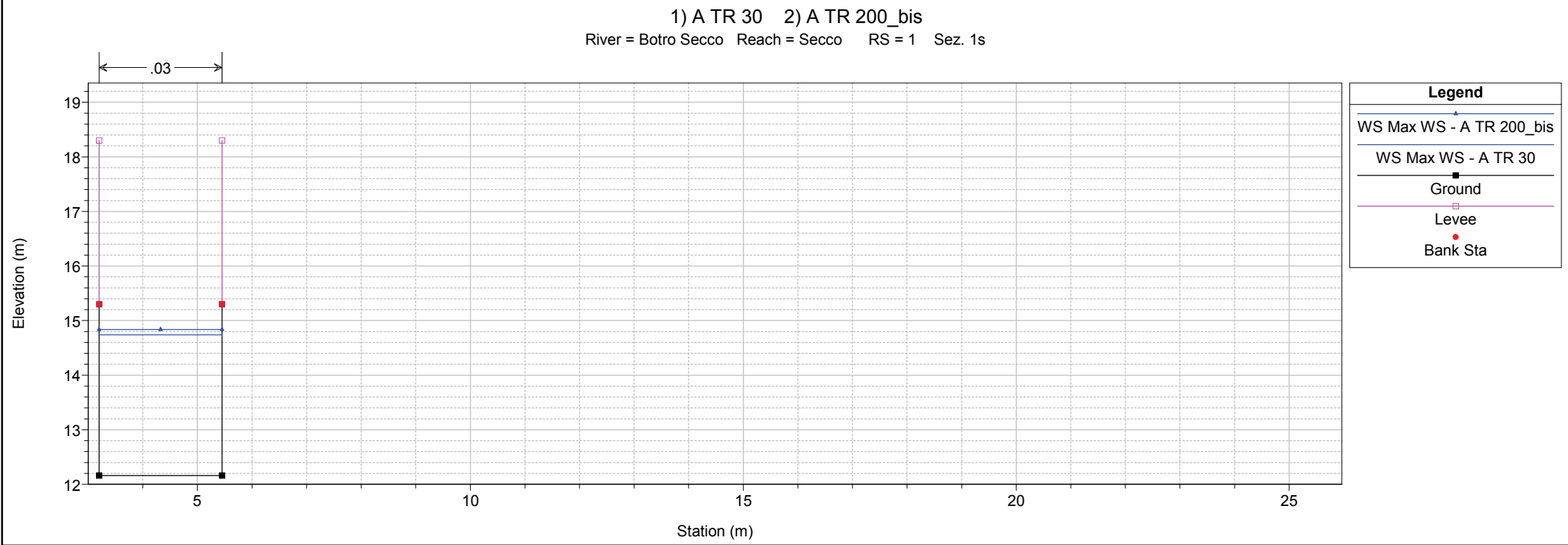
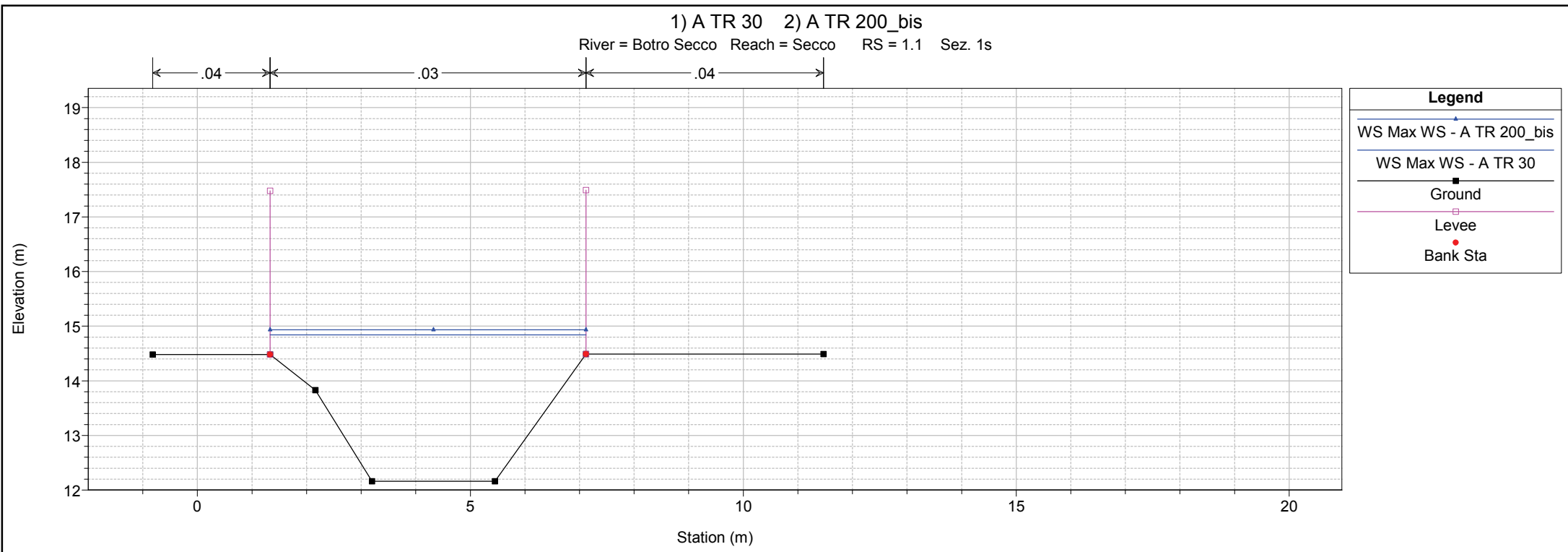




1 cm Horiz. = 1 m 1 cm Vert. = 1 m

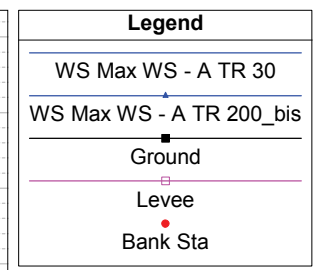
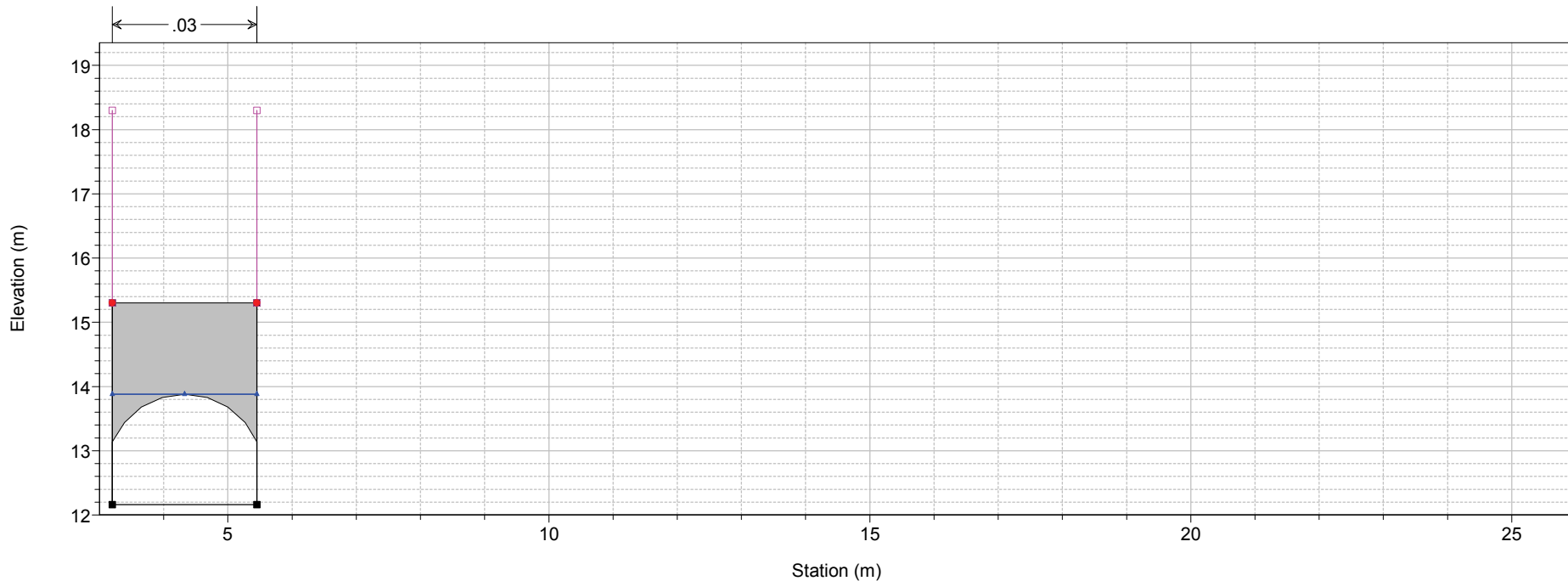




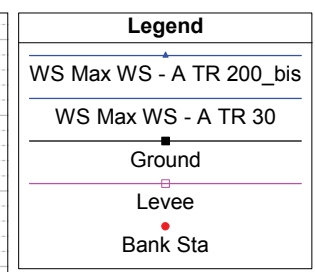
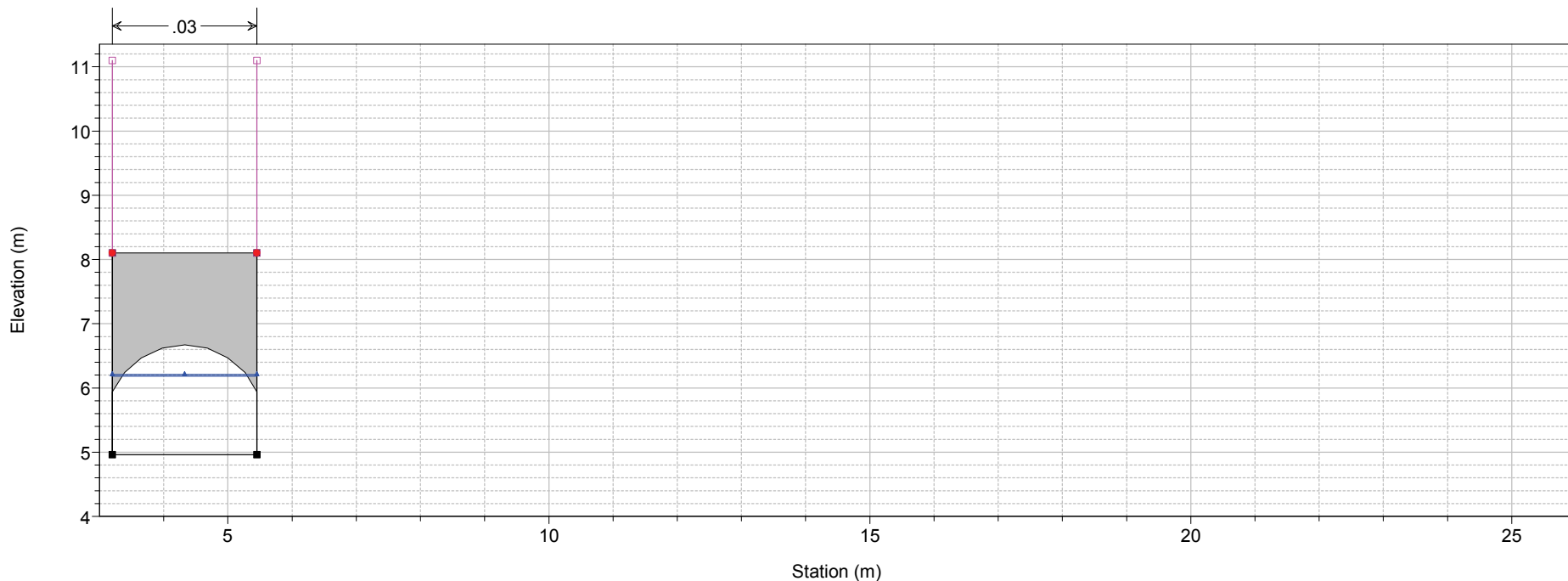


1 cm Horiz. = 1 m 1 cm Vert. = 1 m

1) A TR 30 2) A TR 200_bis
 River = Botro Secco Reach = Secco RS = 0.99 BR

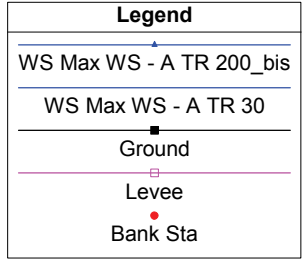
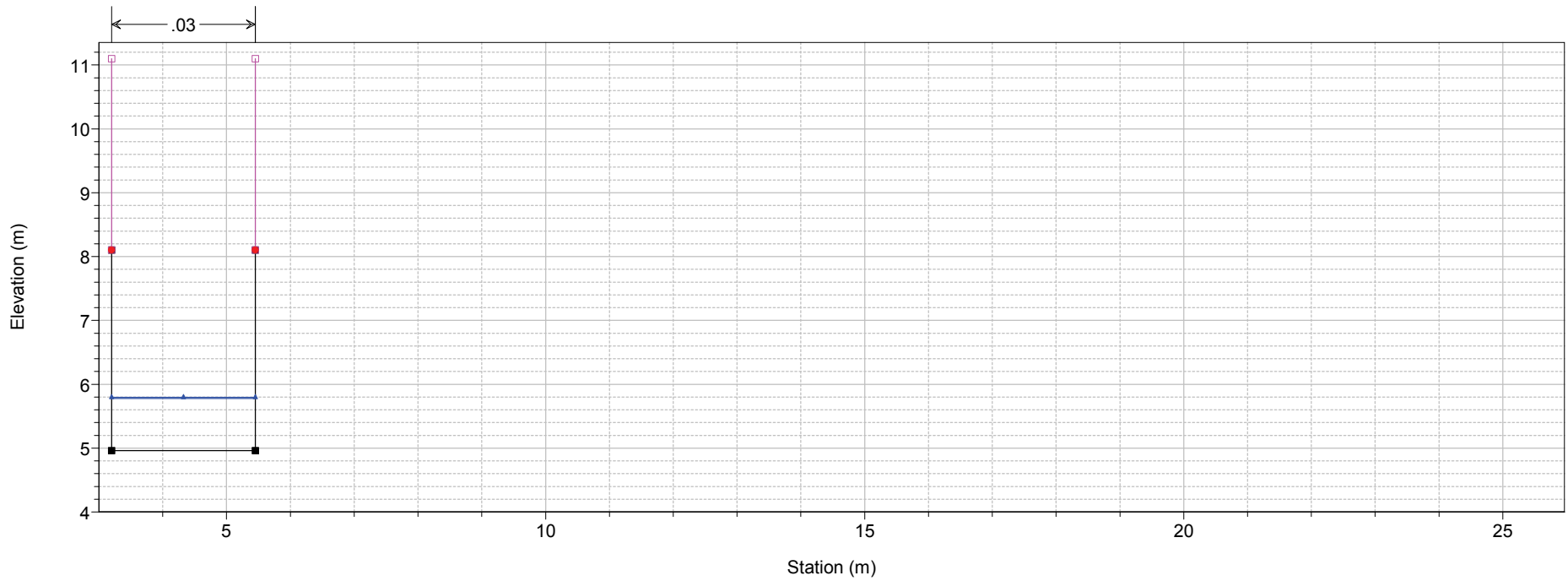


1) A TR 30 2) A TR 200_bis
 River = Botro Secco Reach = Secco RS = 0.99 BR

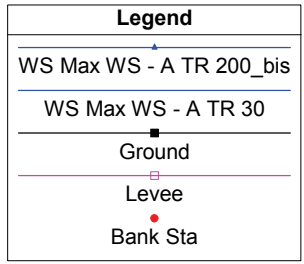
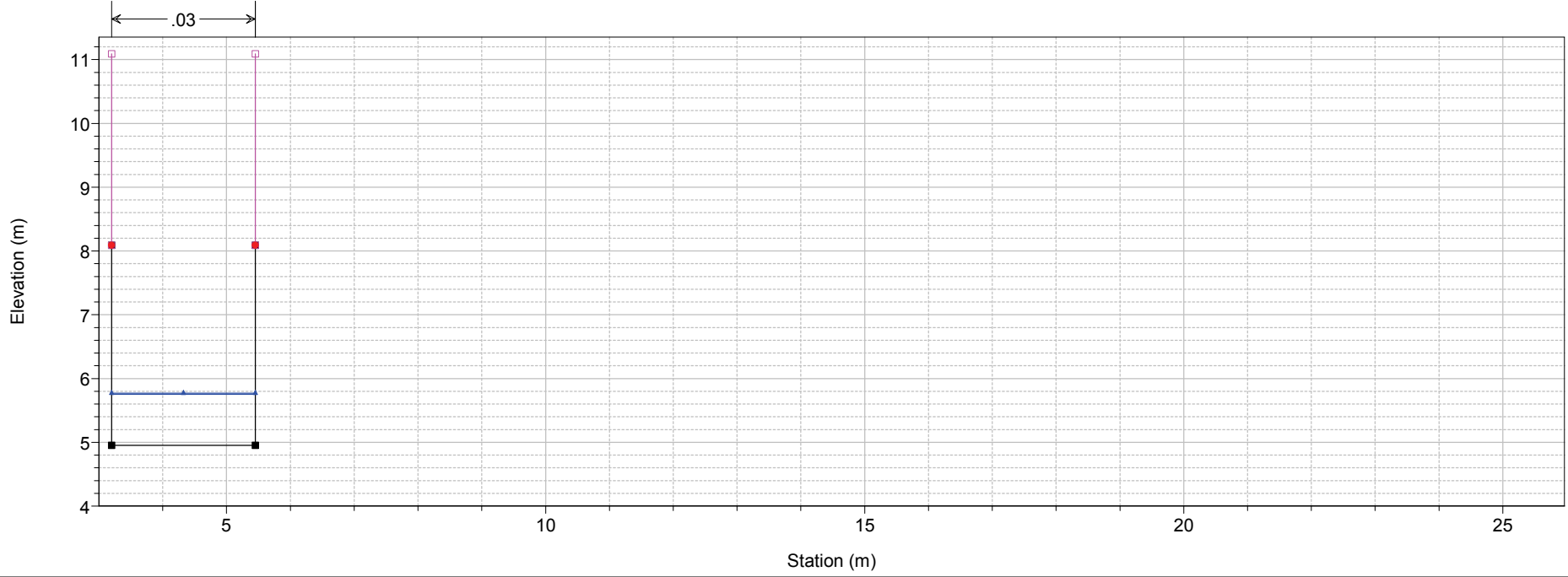


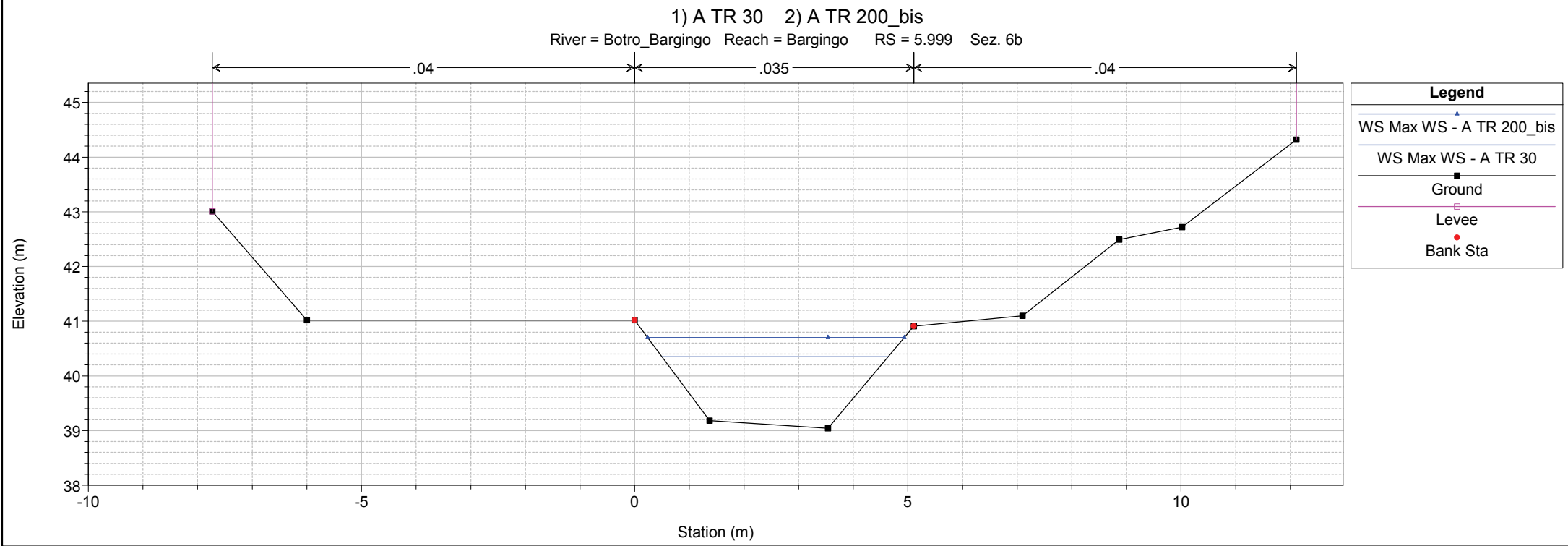
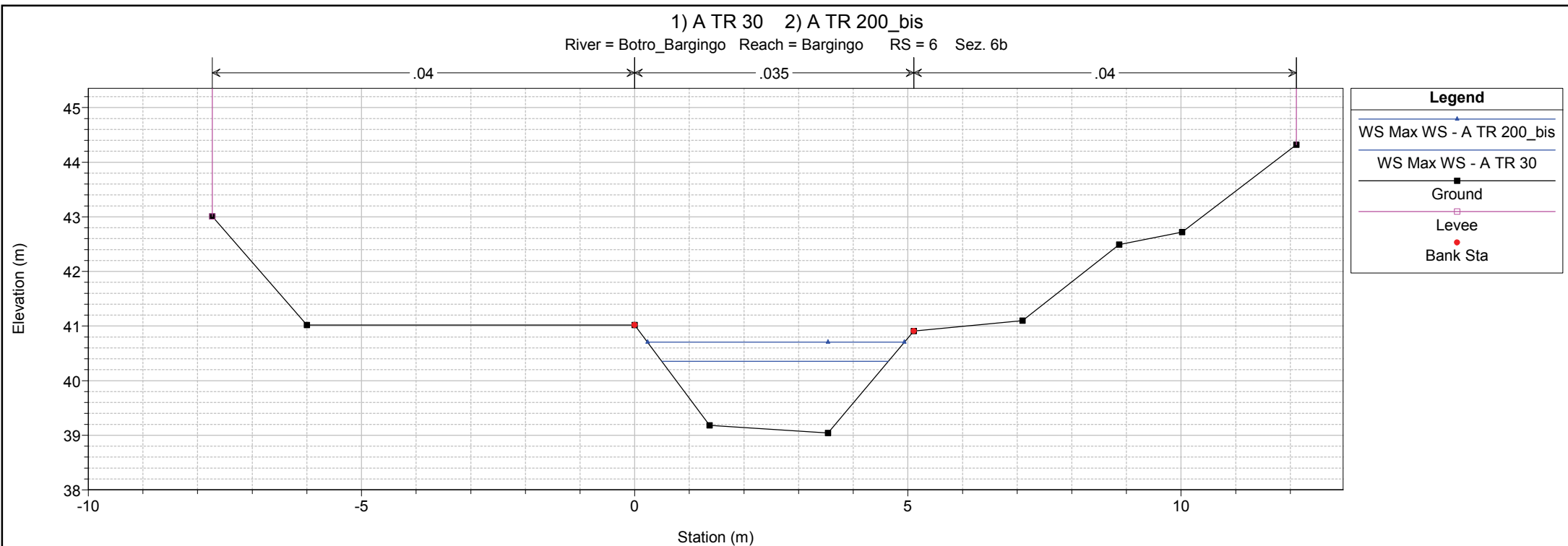
1 cm Horiz. = 1 m 1 cm Vert. = 1 m

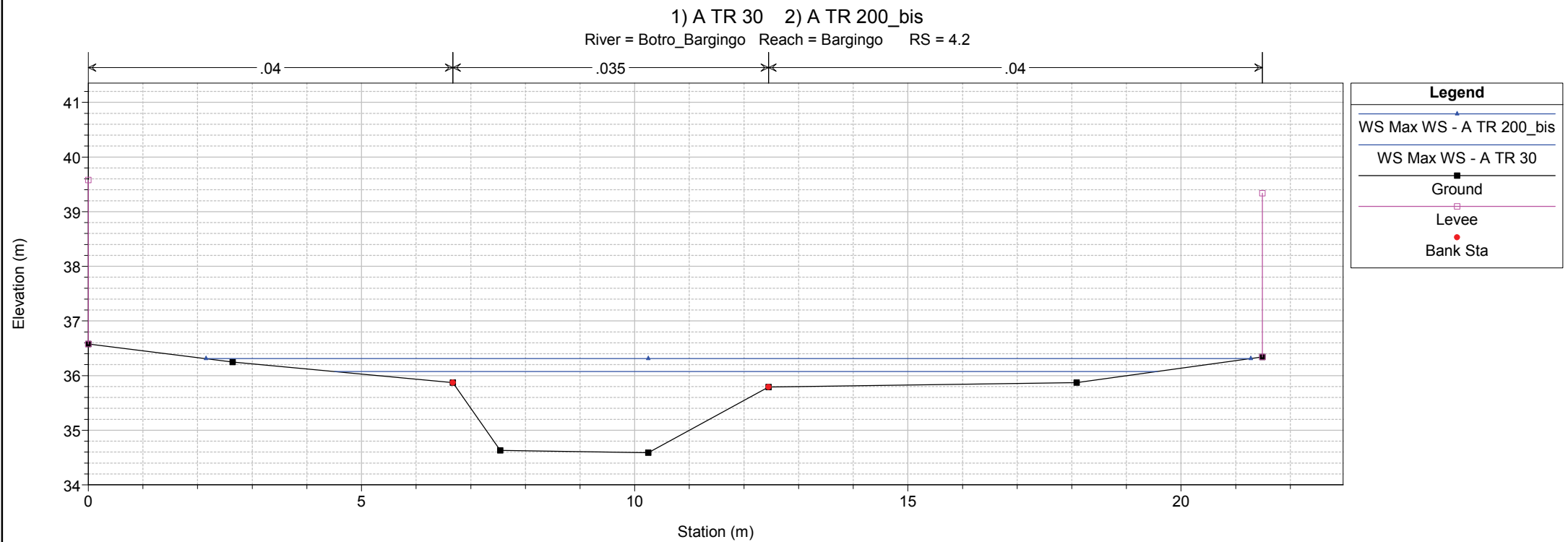
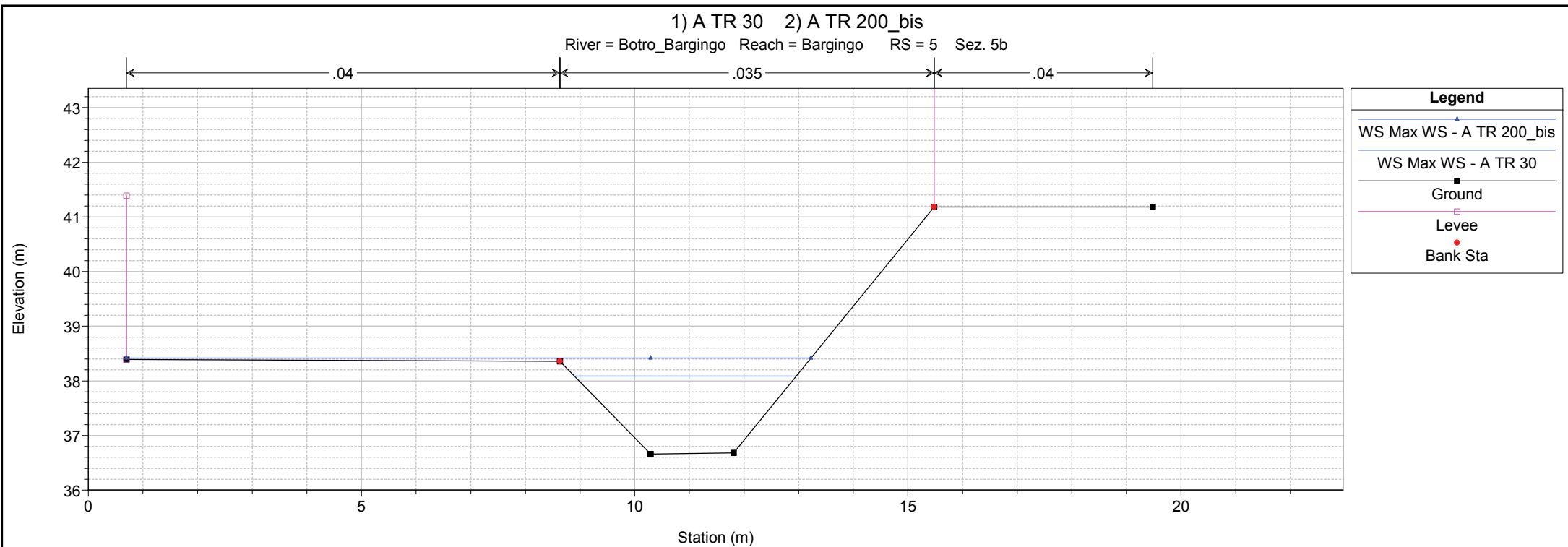
1) A TR 30 2) A TR 200_bis
River = Botro Secco Reach = Secco RS = 0.95

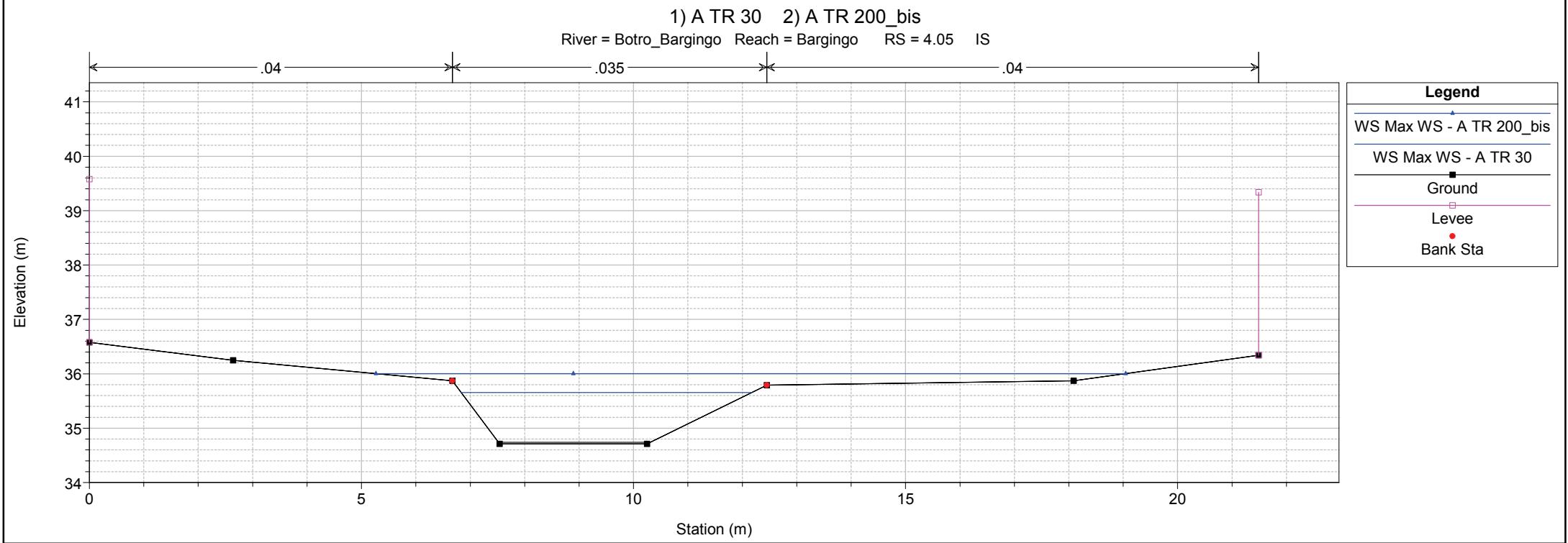
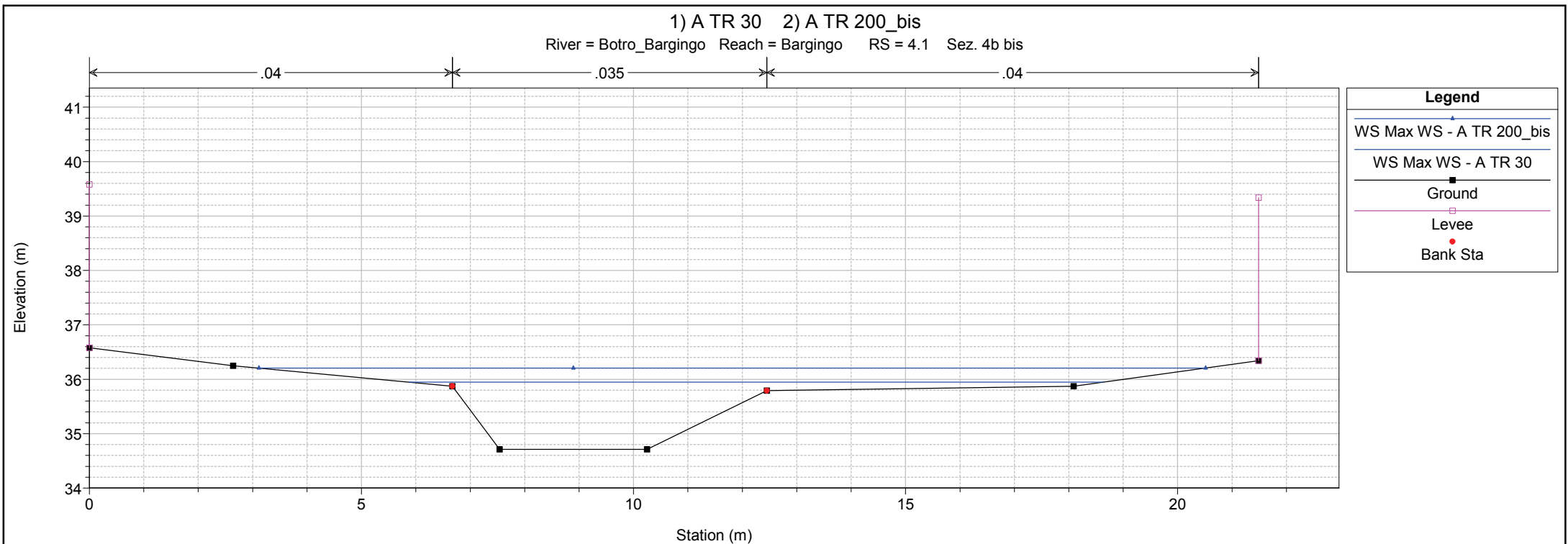


1) A TR 30 2) A TR 200_bis
River = Botro Secco Reach = Secco RS = 0.9

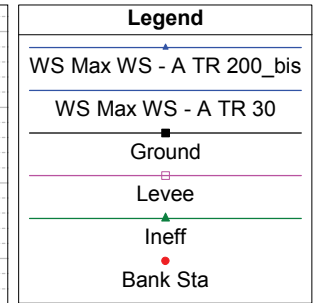
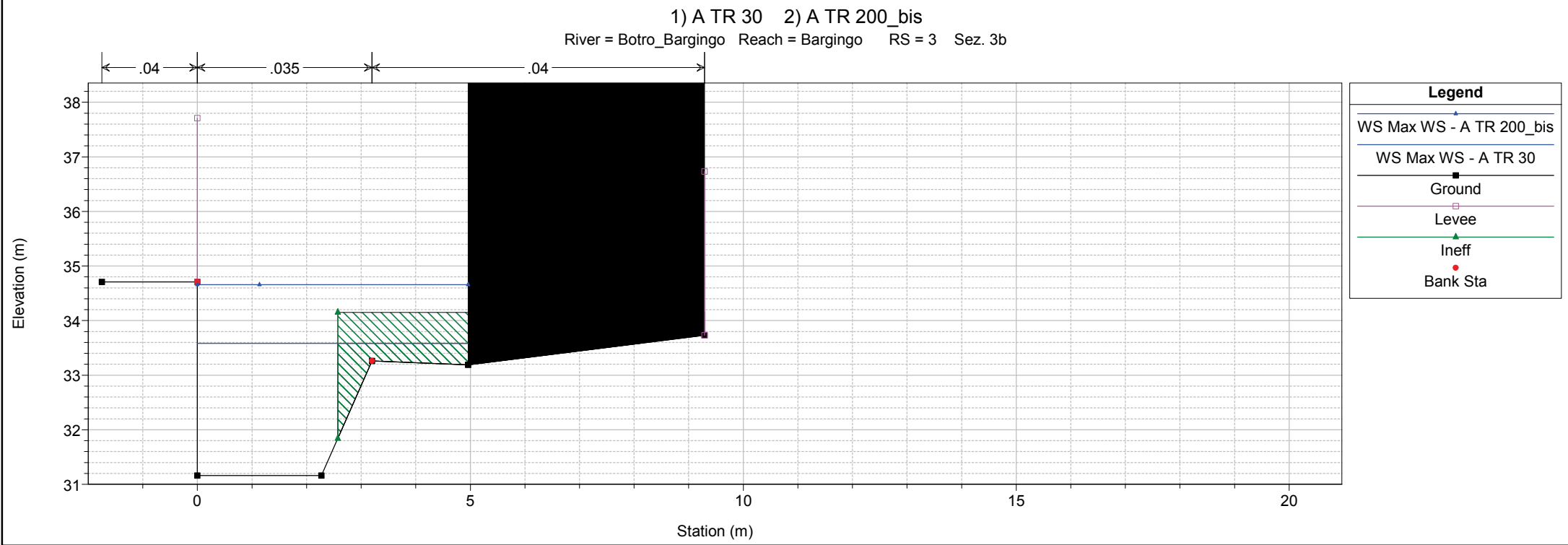
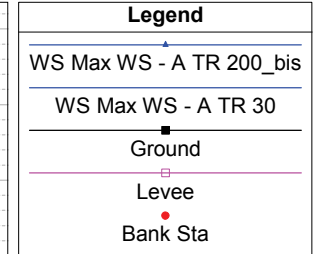
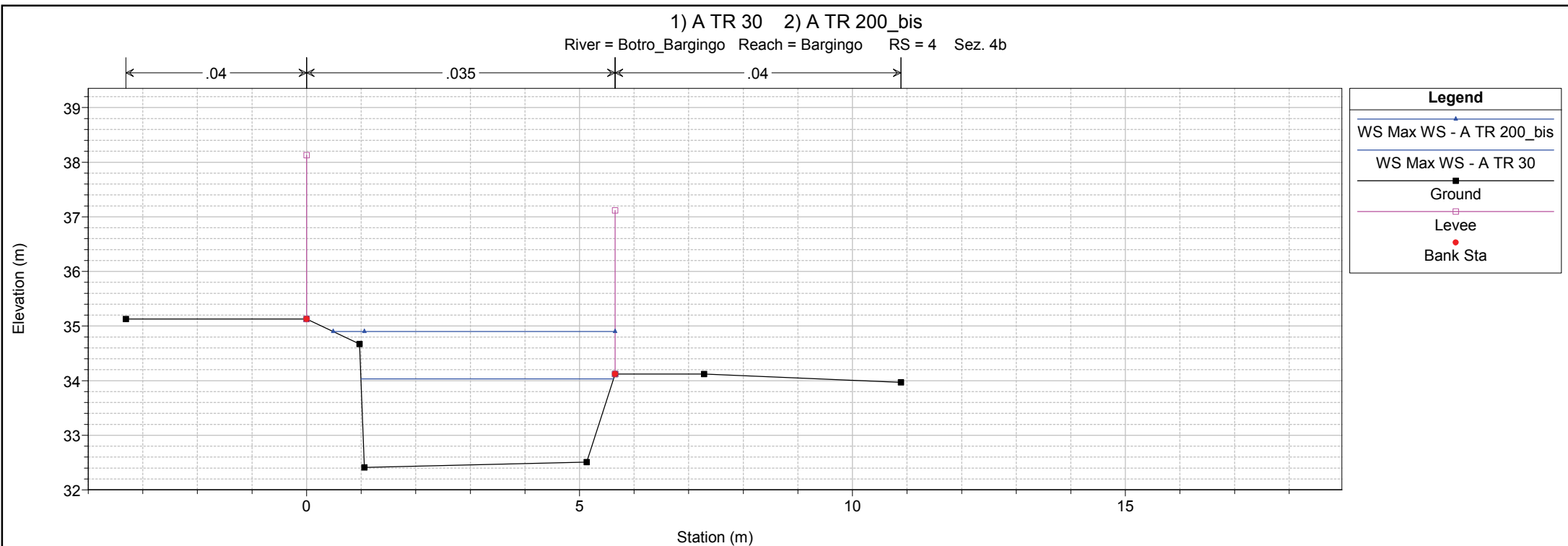




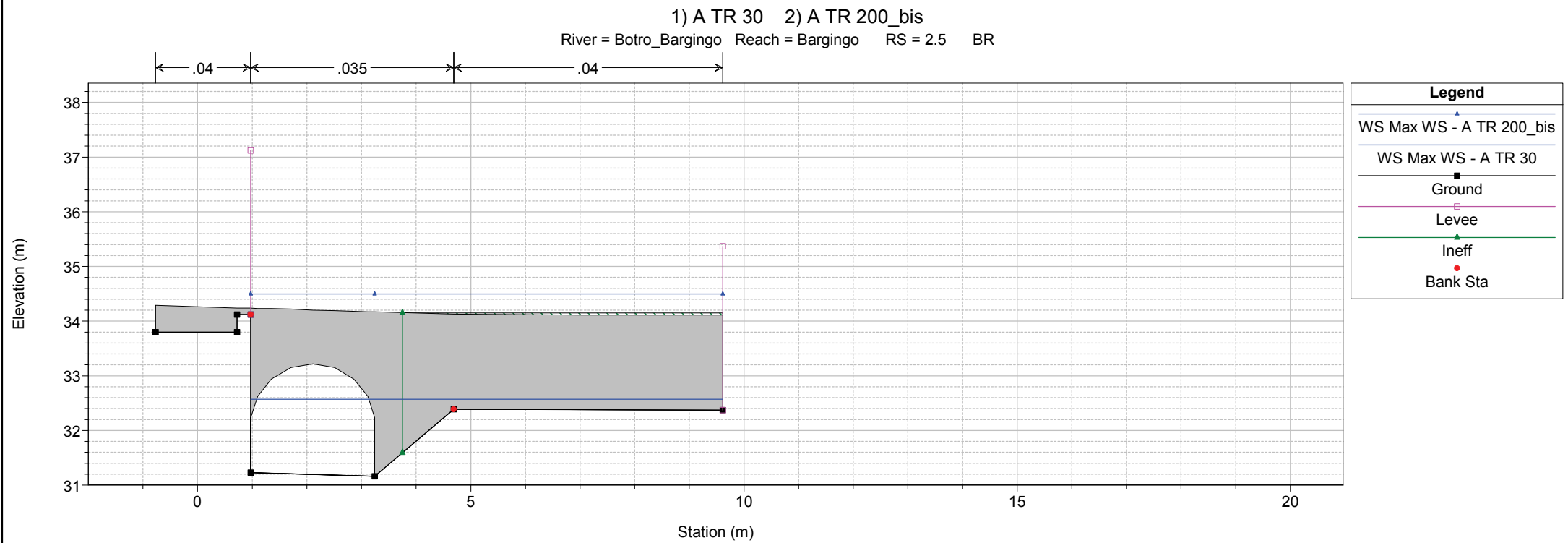
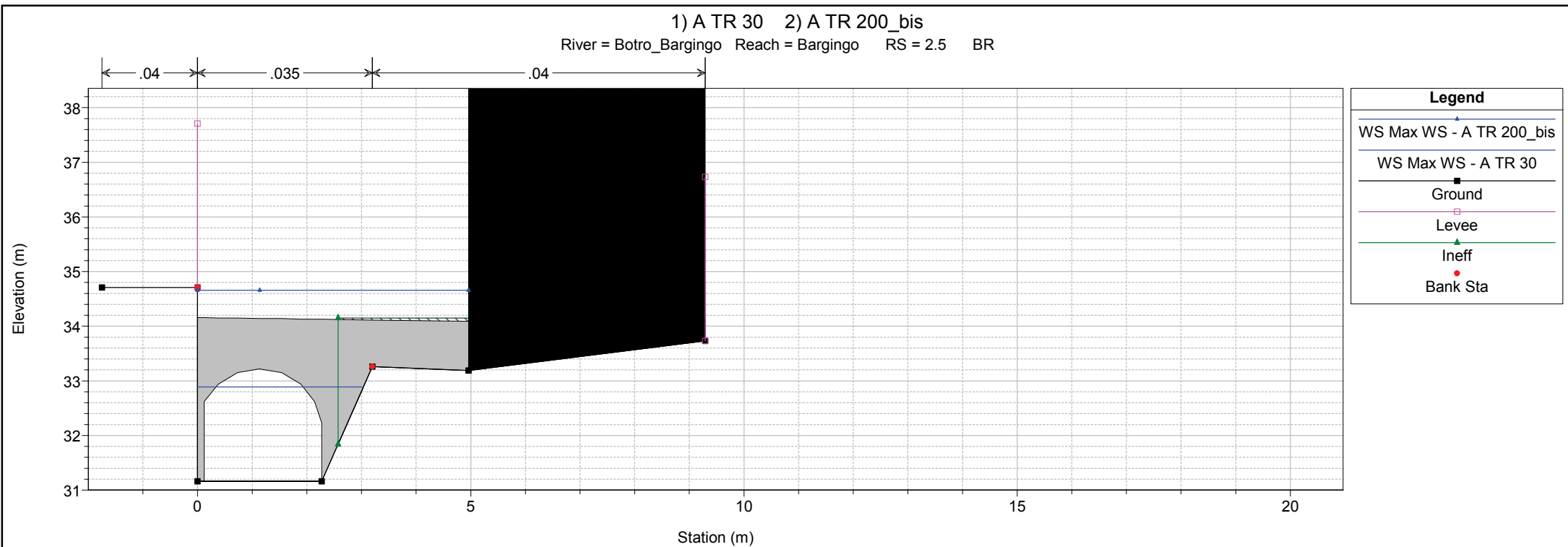


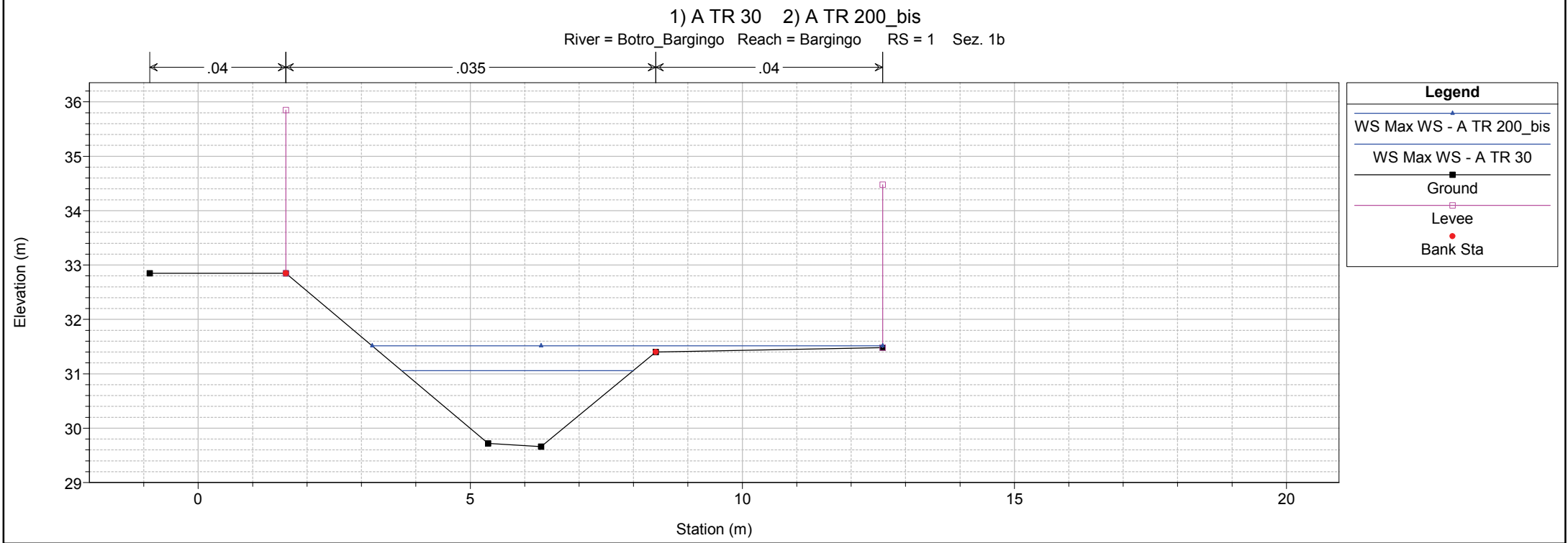
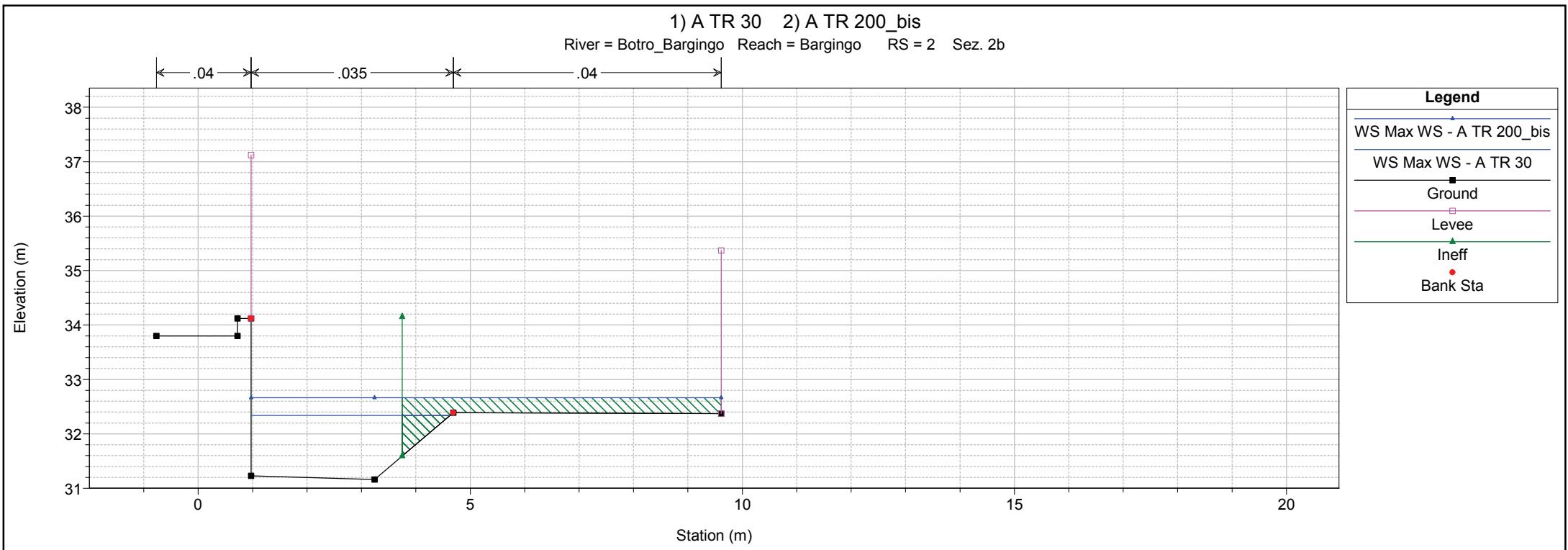


1 cm Horiz. = 1 m 1 cm Vert. = 1 m



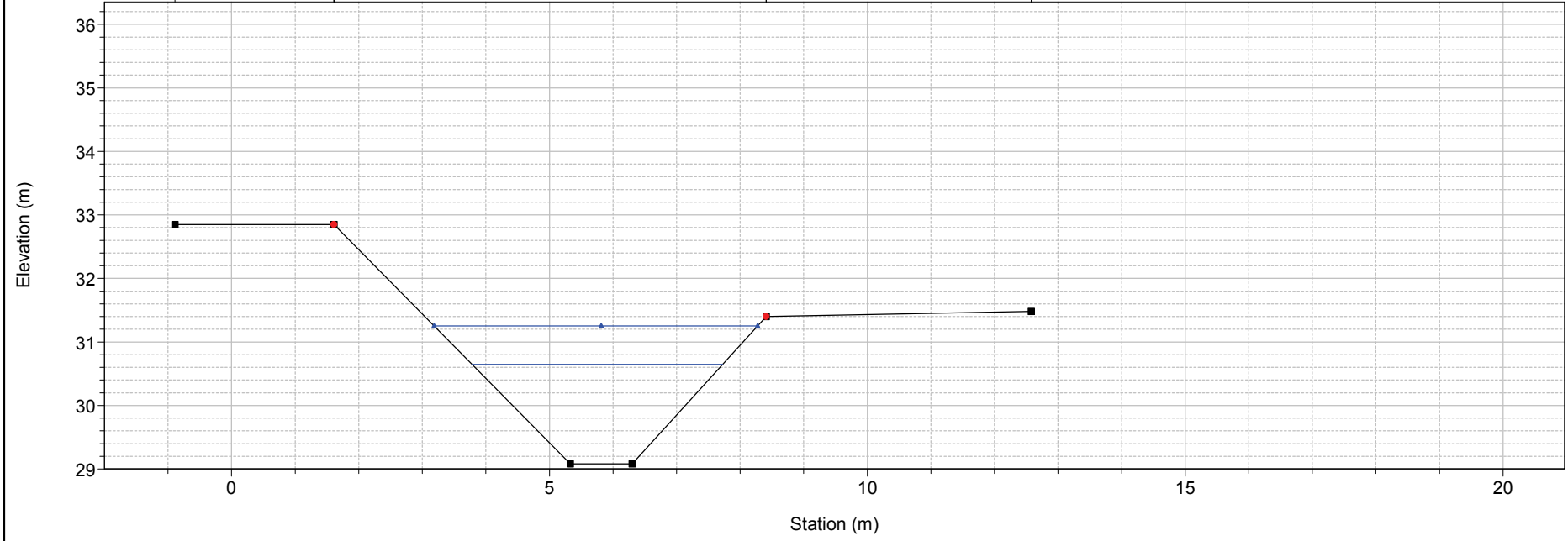

1 cm Horiz. = 1 m 1 cm Vert. = 1 m





1 cm Horiz. = 1 m 1 cm Vert. = 1 m

1) A TR 30 2) A TR 200_bis
 River = Botro_Bargino Reach = Bargingo RS = 0.9



Legend

- WS Max WS - A TR 200_bis (Blue line with triangle marker)
- WS Max WS - A TR 30 (Blue line with triangle marker)
- Ground (Black line with square marker)
- Bank Sta (Red dot)

| River | Reach | River Sta | Plan | Q Total (m3/s) | Min Ch El (m) | W.S. Elev (m) | Crit W.S. (m) | E.G. Elev (m) | E.G. Slope (m/m) | Vel Chnl (m/s) | Flow Area (m2) | Top Width (m) | Froude # Chl |
|--------------|---------------|-----------|--------------|-------------------|------------------|------------------|------------------|------------------|---------------------|-------------------|-------------------|------------------|--------------|
| Botro_Cotone | Cotone | 29 | A TR 30 | 9.93 | 39.78 | 40.80 | 40.97 | 41.46 | 0.031677 | 3.60 | 2.76 | 3.71 | 1.33 |
| Botro_Cotone | Cotone | 29 | A TR 200_bis | 15.31 | 39.78 | 41.06 | 41.37 | 41.89 | 0.031391 | 4.04 | 3.81 | 5.85 | 1.35 |
| Botro_Cotone | Cotone | 28 | A TR 30 | 9.93 | 35.46 | 36.55 | 36.65 | 37.12 | 0.025253 | 3.33 | 2.98 | 3.55 | 1.16 |
| Botro_Cotone | Cotone | 28 | A TR 200_bis | 15.30 | 35.46 | 36.84 | 36.98 | 37.56 | 0.025466 | 3.75 | 4.08 | 3.95 | 1.18 |
| Botro_Cotone | Cotone | 27 | A TR 30 | 9.93 | 32.59 | 33.73 | 33.88 | 34.36 | 0.028742 | 3.51 | 2.83 | 3.58 | 1.26 |
| Botro_Cotone | Cotone | 27 | A TR 200_bis | 15.30 | 32.59 | 34.00 | 34.20 | 34.79 | 0.028764 | 3.93 | 3.89 | 4.08 | 1.28 |
| Botro_Cotone | Cotone | 26 | A TR 30 | 9.92 | 30.04 | 31.03 | 31.30 | 31.89 | 0.044451 | 4.11 | 2.42 | 3.51 | 1.58 |
| Botro_Cotone | Cotone | 26 | A TR 200_bis | 15.29 | 30.04 | 31.43 | 31.62 | 32.18 | 0.027339 | 3.83 | 3.99 | 4.36 | 1.28 |
| Botro_Cotone | Cotone | 25.5 | A TR 30 | 9.91 | 29.08 | 30.65 | 30.41 | 30.95 | 0.010310 | 2.42 | 4.09 | 3.77 | 0.74 |
| Botro_Cotone | Cotone | 25.5 | A TR 200_bis | 15.29 | 29.08 | 31.25 | 30.76 | 31.52 | 0.006763 | 2.30 | 6.64 | 4.67 | 0.62 |
| Botro_Cotone | Cotone_valle1 | 25.9 | A TR 30 | 21.68 | 29.08 | 30.65 | 31.08 | 32.15 | 0.007990 | 5.44 | 3.99 | 3.42 | 1.61 |
| Botro_Cotone | Cotone_valle1 | 25.9 | A TR 200_bis | 34.36 | 29.08 | 31.25 | 31.66 | 32.89 | 0.006269 | 5.67 | 6.06 | 3.42 | 1.36 |
| Botro_Cotone | Cotone_valle1 | 25 | A TR 30 | 21.63 | 28.98 | 30.57 | 31.02 | 32.11 | 0.008441 | 5.51 | 3.92 | 3.42 | 1.64 |
| Botro_Cotone | Cotone_valle1 | 25 | A TR 200_bis | 34.36 | 28.98 | 31.19 | 31.59 | 32.83 | 0.006344 | 5.67 | 6.06 | 3.42 | 1.36 |
| Botro_Cotone | Cotone_valle1 | 24 | A TR 30 | 17.76 | 27.99 | 30.53 | 29.44 | 30.76 | 0.000730 | 2.12 | 8.38 | 4.10 | 0.47 |
| Botro_Cotone | Cotone_valle1 | 24 | A TR 200_bis | 26.84 | 27.99 | 31.28 | 29.90 | 31.56 | 0.000723 | 2.35 | 11.44 | 4.10 | 0.45 |
| Botro_Cotone | Cotone_valle1 | 23.5 | | Bridge | | | | | | | | | |
| Botro_Cotone | Cotone_valle1 | 23 | A TR 30 | 22.29 | 25.43 | 26.53 | 27.55 | 30.49 | 0.013198 | 8.81 | 2.53 | 2.76 | 2.70 |
| Botro_Cotone | Cotone_valle1 | 23 | A TR 200_bis | 34.58 | 25.43 | 26.84 | 28.27 | 32.59 | 0.013685 | 10.62 | 3.26 | 2.94 | 2.87 |
| Botro_Cotone | Cotone_valle1 | 22.1 | A TR 30 | 22.51 | 25.03 | 25.59 | 26.85 | 36.32 | 0.099317 | 14.52 | 1.55 | 2.96 | 6.41 |
| Botro_Cotone | Cotone_valle1 | 22.1 | A TR 200_bis | 34.61 | 25.03 | 25.91 | 27.48 | 35.41 | 0.056839 | 13.66 | 2.53 | 3.17 | 4.88 |
| Botro_Cotone | Cotone_valle1 | 22 | A TR 30 | 22.53 | 24.30 | 25.49 | 26.32 | 28.39 | 0.014747 | 7.55 | 2.98 | 2.90 | 2.38 |
| Botro_Cotone | Cotone_valle1 | 22 | A TR 200_bis | 34.62 | 24.30 | 25.83 | 27.56 | 29.60 | 0.015536 | 8.59 | 4.03 | 3.12 | 2.42 |
| Botro_Cotone | Cotone_valle1 | 21 | A TR 30 | 22.55 | 24.30 | 25.44 | 26.32 | 28.67 | 0.016958 | 7.96 | 2.83 | 2.85 | 2.54 |
| Botro_Cotone | Cotone_valle1 | 21 | A TR 200_bis | 34.63 | 24.30 | 25.79 | 27.57 | 29.90 | 0.017491 | 8.98 | 3.86 | 3.07 | 2.56 |
| Botro_Cotone | Cotone_valle1 | 20 | A TR 30 | 22.90 | 23.51 | 24.62 | 25.52 | 27.91 | 0.017303 | 8.04 | 2.85 | 2.92 | 2.60 |
| Botro_Cotone | Cotone_valle1 | 20 | A TR 200_bis | 34.79 | 23.51 | 24.93 | 26.70 | 29.27 | 0.018739 | 9.23 | 3.77 | 3.12 | 2.68 |
| Botro_Cotone | Cotone_valle1 | 19 | A TR 30 | 22.92 | 23.49 | 24.58 | 25.50 | 28.06 | 0.018703 | 8.27 | 2.77 | 2.90 | 2.70 |
| Botro_Cotone | Cotone_valle1 | 19 | A TR 200_bis | 34.80 | 23.49 | 24.88 | 26.68 | 29.45 | 0.020090 | 9.47 | 3.67 | 3.10 | 2.78 |
| Botro_Cotone | Cotone_valle1 | 18 | A TR 30 | 23.23 | 22.83 | 23.56 | 24.75 | 31.26 | 0.057870 | 12.30 | 1.89 | 2.96 | 4.91 |
| Botro_Cotone | Cotone_valle1 | 18 | A TR 200_bis | 34.94 | 22.83 | 23.80 | 25.79 | 32.81 | 0.051430 | 13.30 | 2.63 | 3.14 | 4.64 |
| Botro_Cotone | Cotone_valle1 | 17 | A TR 30 | 23.25 | 22.79 | 23.37 | 24.66 | 34.50 | 0.099794 | 14.78 | 1.57 | 2.93 | 6.43 |
| Botro_Cotone | Cotone_valle1 | 17 | A TR 200_bis | 34.94 | 22.79 | 23.65 | 25.72 | 34.15 | 0.064240 | 14.36 | 2.43 | 3.13 | 5.20 |
| Botro_Cotone | Cotone_valle1 | 16.99 | A TR 30 | 23.25 | 22.79 | 23.36 | 24.66 | 34.93 | 0.105645 | 15.07 | 1.54 | 2.92 | 6.62 |
| Botro_Cotone | Cotone_valle1 | 16.99 | A TR 200_bis | 34.94 | 22.79 | 23.65 | 25.33 | 34.32 | 0.065759 | 14.47 | 2.41 | 3.13 | 5.26 |
| Botro_Cotone | Cotone_valle1 | 16.9 | A TR 30 | 23.25 | 22.26 | 23.33 | 24.31 | 27.22 | 0.021381 | 8.74 | 2.66 | 2.89 | 2.91 |
| Botro_Cotone | Cotone_valle1 | 16.9 | A TR 200_bis | 34.95 | 22.26 | 23.63 | 24.86 | 28.59 | 0.022252 | 9.87 | 3.54 | 3.11 | 2.95 |
| Botro_Cotone | Cotone_valle1 | 16 | A TR 30 | 23.52 | 21.70 | 22.66 | 23.50 | 25.83 | 0.017432 | 7.89 | 2.98 | 3.25 | 2.63 |
| Botro_Cotone | Cotone_valle1 | 16 | A TR 200_bis | 35.06 | 21.70 | 22.90 | 24.69 | 27.30 | 0.020029 | 9.29 | 3.77 | 3.31 | 2.78 |
| Botro_Cotone | Cotone_valle1 | 15.1 | A TR 30 | 23.63 | 21.66 | 22.16 | 23.47 | 34.55 | 0.125872 | 15.59 | 1.52 | 3.10 | 7.12 |
| Botro_Cotone | Cotone_valle1 | 15.1 | A TR 200_bis | 35.10 | 21.66 | 22.43 | 24.65 | 33.61 | 0.074438 | 14.81 | 2.37 | 3.18 | 5.48 |
| Botro_Cotone | Cotone_valle1 | 15 | A TR 30 | 23.63 | 21.66 | 22.07 | 23.47 | 40.49 | 0.229200 | 19.01 | 1.24 | 3.07 | 9.54 |
| Botro_Cotone | Cotone_valle1 | 15 | A TR 200_bis | 35.11 | 21.66 | 22.39 | 24.23 | 34.88 | 0.087400 | 15.66 | 2.24 | 3.17 | 5.94 |
| Botro_Cotone | Cotone_valle1 | 14.7 | A TR 30 | 23.64 | 20.82 | 22.01 | 22.74 | 24.46 | 0.011776 | 6.93 | 3.41 | 3.05 | 2.09 |
| Botro_Cotone | Cotone_valle1 | 14.7 | A TR 200_bis | 35.11 | 20.82 | 22.36 | 23.29 | 25.48 | 0.012394 | 7.83 | 4.49 | 3.16 | 2.10 |
| Botro_Cotone | Cotone_valle1 | 14 | A TR 30 | 24.34 | 19.92 | 21.06 | 21.73 | 23.30 | 0.010321 | 6.63 | 3.67 | 3.50 | 2.07 |
| Botro_Cotone | Cotone_valle1 | 14 | A TR 200_bis | 35.37 | 19.92 | 21.37 | 22.43 | 24.15 | 0.010481 | 7.39 | 4.79 | 3.65 | 2.06 |
| Botro_Cotone | Cotone_valle1 | 13 | A TR 30 | 25.35 | 18.61 | 19.48 | 20.49 | 23.97 | 0.026831 | 9.39 | 2.70 | 3.25 | 3.29 |
| Botro_Cotone | Cotone_valle1 | 13 | A TR 200_bis | 36.06 | 18.61 | 19.70 | 21.68 | 25.32 | 0.027503 | 10.50 | 3.43 | 3.32 | 3.30 |
| Botro_Cotone | Cotone_valle1 | 12 | A TR 30 | 25.44 | 18.40 | 19.02 | 20.29 | 28.15 | 0.075089 | 13.39 | 1.90 | 3.17 | 5.52 |
| Botro_Cotone | Cotone_valle1 | 12 | A TR 200_bis | 36.14 | 18.40 | 19.29 | 20.76 | 28.00 | 0.051049 | 13.08 | 2.76 | 3.26 | 4.53 |
| Botro_Cotone | Cotone_valle1 | 11.9 | A TR 30 | 25.45 | 18.39 | 18.98 | 20.28 | 29.14 | 0.087814 | 14.12 | 1.80 | 3.16 | 5.97 |
| Botro_Cotone | Cotone_valle1 | 11.9 | A TR 200_bis | 36.14 | 18.39 | 19.26 | 20.75 | 28.32 | 0.054023 | 13.34 | 2.71 | 3.25 | 4.66 |
| Botro_Cotone | Cotone_valle1 | 11.7 | A TR 30 | 25.46 | 17.86 | 18.94 | 19.76 | 21.86 | 0.014576 | 7.57 | 3.36 | 3.26 | 2.38 |
| Botro_Cotone | Cotone_valle1 | 11.7 | A TR 200_bis | 36.15 | 17.86 | 19.23 | 20.24 | 22.79 | 0.014681 | 8.36 | 4.33 | 3.33 | 2.34 |
| Botro_Cotone | Cotone_valle1 | 11.68 | | Lat Struct | | | | | | | | | |
| Botro_Cotone | Cotone_valle1 | 11 | A TR 30 | 26.47 | 16.09 | 17.36 | 17.99 | 19.40 | 0.008531 | 6.33 | 4.18 | 3.64 | 1.88 |
| Botro_Cotone | Cotone_valle1 | 11 | A TR 200_bis | 36.94 | 16.09 | 17.66 | 18.61 | 20.14 | 0.008684 | 6.97 | 5.30 | 3.79 | 1.88 |
| Botro_Cotone | Cotone_valle1 | 10.998 | | Lat Struct | | | | | | | | | |
| Botro_Cotone | Cotone_valle1 | 10 | A TR 30 | 25.85 | 14.16 | 17.02 | 16.52 | 17.29 | 0.000741 | 2.31 | 11.18 | 7.18 | 0.59 |

| River | Reach | River Sta | Plan | Q Total (m3/s) | Min Ch El (m) | W.S. Elev (m) | Crit W.S. (m) | E.G. Elev (m) | E.G. Slope (m/m) | Vel Chnl (m/s) | Flow Area (m2) | Top Width (m) | Froude # Chl |
|----------------|---------------|-----------|--------------|-------------------|------------------|------------------|------------------|------------------|---------------------|-------------------|-------------------|------------------|--------------|
| Botro_Cotone | Cotone_valle1 | 10 | A TR 200_bis | 31.31 | 14.16 | 17.32 | 16.71 | 17.60 | 0.000645 | 2.34 | 13.37 | 7.18 | 0.55 |
| Botro_Cotone | Cotone_valle1 | 9.9 | A TR 30 | 24.33 | 14.11 | 17.09 | 16.39 | 17.31 | 0.000556 | 2.05 | 11.87 | 7.18 | 0.51 |
| Botro_Cotone | Cotone_valle1 | 9.9 | A TR 200_bis | 27.51 | 14.11 | 17.47 | 16.56 | 17.65 | 0.000394 | 1.89 | 14.53 | 7.18 | 0.42 |
| Botro_Cotone | Cotone_valle1 | 9.5 | | Bridge | | | | | | | | | |
| Botro_Cotone | Cotone_valle1 | 9.1 | A TR 30 | 24.32 | 13.89 | 15.86 | 16.04 | 16.83 | 0.003219 | 4.35 | 5.59 | 3.52 | 1.10 |
| Botro_Cotone | Cotone_valle1 | 9.1 | A TR 200_bis | 27.50 | 13.89 | 15.97 | 16.25 | 17.05 | 0.003515 | 4.59 | 5.99 | 3.81 | 1.17 |
| Botro_Cotone | Cotone_valle1 | 9 | A TR 30 | 24.33 | 13.88 | 15.86 | 16.02 | 16.82 | 0.003190 | 4.34 | 5.61 | 3.52 | 1.10 |
| Botro_Cotone | Cotone_valle1 | 9 | A TR 200_bis | 27.50 | 13.88 | 15.97 | 16.24 | 17.04 | 0.003487 | 4.57 | 6.01 | 3.80 | 1.16 |
| Botro_Cotone | Cotone_valle1 | 8.998 | | Lat Struct | | | | | | | | | |
| Botro_Cotone | Cotone_valle1 | 8 | A TR 30 | 22.17 | 13.20 | 16.10 | 15.19 | 16.33 | 0.000622 | 2.10 | 10.54 | 6.05 | 0.51 |
| Botro_Cotone | Cotone_valle1 | 8 | A TR 200_bis | 22.29 | 13.20 | 16.32 | 15.20 | 16.50 | 0.000445 | 1.88 | 11.89 | 6.05 | 0.43 |
| Botro_Cotone | Cotone_valle1 | 7.5 | | Bridge | | | | | | | | | |
| Botro_Cotone | Cotone_valle1 | 7 | A TR 30 | 22.16 | 12.16 | 13.33 | 13.70 | 14.64 | 0.005587 | 5.06 | 4.38 | 3.85 | 1.52 |
| Botro_Cotone | Cotone_valle1 | 7 | A TR 200_bis | 22.26 | 12.16 | 13.36 | 13.71 | 14.63 | 0.005358 | 4.99 | 4.46 | 3.86 | 1.48 |
| Botro_Cotone | Cotone_valle1 | 6 | A TR 30 | 22.87 | 10.77 | 13.57 | 12.32 | 13.71 | 0.000253 | 1.62 | 14.11 | 6.15 | 0.34 |
| Botro_Cotone | Cotone_valle1 | 6 | A TR 200_bis | 23.28 | 10.77 | 13.59 | 12.33 | 13.73 | 0.000256 | 1.63 | 14.24 | 6.15 | 0.34 |
| Botro_Cotone | Cotone_valle1 | 5.9 | A TR 30 | 22.88 | 10.77 | 13.46 | 12.54 | 13.72 | 0.000714 | 2.24 | 10.21 | 6.03 | 0.55 |
| Botro_Cotone | Cotone_valle1 | 5.9 | A TR 200_bis | 23.29 | 10.77 | 13.49 | 12.56 | 13.74 | 0.000714 | 2.25 | 10.34 | 6.03 | 0.55 |
| Botro_Cotone | Cotone_valle1 | 5.5 | | Bridge | | | | | | | | | |
| Botro_Cotone | Cotone_valle1 | 5.1 | A TR 30 | 22.86 | 10.42 | 12.18 | 12.15 | 12.99 | 0.001357 | 3.98 | 5.75 | 4.69 | 0.97 |
| Botro_Cotone | Cotone_valle1 | 5.1 | A TR 200_bis | 23.29 | 10.42 | 12.22 | 12.17 | 13.02 | 0.001316 | 3.97 | 5.87 | 4.72 | 0.96 |
| Botro_Cotone | Cotone_valle1 | 5 | A TR 30 | 22.87 | 10.42 | 12.21 | 12.07 | 12.77 | 0.007119 | 3.33 | 6.88 | 4.71 | 0.88 |
| Botro_Cotone | Cotone_valle1 | 5 | A TR 200_bis | 23.31 | 10.42 | 12.25 | 12.09 | 12.80 | 0.006783 | 3.28 | 7.10 | 4.75 | 0.86 |
| Botro_Cotone | Cotone_valle1 | 4.998 | | Lat Struct | | | | | | | | | |
| Botro_Cotone | Cotone_valle1 | 4.997 | | Lat Struct | | | | | | | | | |
| Botro_Cotone | Cotone_valle1 | 4 | A TR 30 | 12.70 | 8.27 | 11.38 | 9.97 | 11.63 | 0.005041 | 2.25 | 5.65 | 1.82 | 0.41 |
| Botro_Cotone | Cotone_valle1 | 4 | A TR 200_bis | 12.79 | 8.27 | 11.39 | 9.98 | 11.65 | 0.005070 | 2.25 | 5.67 | 1.82 | 0.41 |
| Botro_Cotone | Cotone_valle1 | 3.5 | | Bridge | | | | | | | | | |
| Botro_Cotone | Cotone_valle1 | 3 | A TR 30 | 12.70 | 7.71 | 9.05 | 9.33 | 10.23 | 0.010682 | 4.83 | 2.63 | 4.95 | 1.35 |
| Botro_Cotone | Cotone_valle1 | 3 | A TR 200_bis | 12.79 | 7.71 | 9.06 | 9.34 | 10.24 | 0.010332 | 4.79 | 2.67 | 4.99 | 1.33 |
| Botro_Cotone | Cotone_valle1 | 2.98 | | Lat Struct | | | | | | | | | |
| Botro_Cotone | Cotone_valle1 | 2.97 | | Lat Struct | | | | | | | | | |
| Botro_Cotone | Cotone_valle1 | 2.1 | A TR 30 | 13.74 | 6.99 | 8.31 | 8.32 | 8.72 | 0.008588 | 2.82 | 4.87 | 6.13 | 1.01 |
| Botro_Cotone | Cotone_valle1 | 2.1 | A TR 200_bis | 14.24 | 6.99 | 8.38 | 8.34 | 8.75 | 0.007448 | 2.70 | 5.27 | 6.37 | 0.95 |
| Botro_Cotone | Cotone_valle1 | 2 | A TR 30 | 13.75 | 6.99 | 8.31 | 8.28 | 8.92 | 0.002798 | 3.48 | 3.95 | 3.00 | 0.97 |
| Botro_Cotone | Cotone_valle1 | 2 | A TR 200_bis | 14.26 | 6.99 | 8.34 | 8.31 | 8.97 | 0.002815 | 3.52 | 4.05 | 3.00 | 0.97 |
| Botro_Cotone | Cotone_valle1 | 1.9 | | Bridge | | | | | | | | | |
| Botro_Cotone | Cotone_valle1 | 1.81 | A TR 30 | 13.75 | 4.95 | 5.76 | 6.24 | 7.41 | 0.011048 | 5.69 | 2.42 | 3.00 | 2.02 |
| Botro_Cotone | Cotone_valle1 | 1.81 | A TR 200_bis | 14.25 | 4.95 | 5.77 | 6.27 | 7.47 | 0.011155 | 5.77 | 2.47 | 3.00 | 2.03 |
| Botro_Cotone | Cotone_valle1 | 1.8 | A TR 30 | 13.75 | 4.95 | 5.75 | 6.24 | 7.41 | 0.011084 | 5.70 | 2.41 | 3.00 | 2.03 |
| Botro_Cotone | Cotone_valle1 | 1.8 | A TR 200_bis | 14.25 | 4.95 | 5.77 | 6.27 | 7.47 | 0.011203 | 5.78 | 2.46 | 3.00 | 2.04 |
| Botro_Cotone | Cotone_valle2 | 1.71 | A TR 30 | 23.84 | 4.93 | 5.75 | 6.32 | 7.77 | 0.011746 | 6.28 | 3.79 | 4.89 | 2.28 |
| Botro_Cotone | Cotone_valle2 | 1.71 | A TR 200_bis | 24.65 | 4.93 | 5.77 | 6.35 | 7.83 | 0.011758 | 6.36 | 3.88 | 4.89 | 2.28 |
| Botro_Cotone | Cotone_valle2 | 1.7 | A TR 30 | 23.84 | 4.93 | 5.75 | 6.32 | 7.77 | 0.011801 | 6.29 | 3.79 | 4.89 | 2.28 |
| Botro_Cotone | Cotone_valle2 | 1.7 | A TR 200_bis | 24.65 | 4.93 | 5.77 | 6.35 | 7.83 | 0.011812 | 6.37 | 3.87 | 4.89 | 2.28 |
| Botro_Cotone | Cotone_valle2 | 1.5 | A TR 30 | 23.84 | 1.10 | 1.66 | 2.49 | 6.26 | 0.041668 | 9.50 | 2.51 | 4.89 | 4.23 |
| Botro_Cotone | Cotone_valle2 | 1.5 | A TR 200_bis | 24.65 | 1.10 | 1.67 | 2.52 | 6.39 | 0.041859 | 9.63 | 2.56 | 4.89 | 4.25 |
| Botro_Cotone | Cotone_valle2 | 1.4 | A TR 30 | 23.84 | 0.63 | 1.09 | 1.57 | 3.17 | 0.026071 | 6.39 | 3.73 | 8.90 | 3.15 |
| Botro_Cotone | Cotone_valle2 | 1.4 | A TR 200_bis | 24.65 | 0.63 | 1.10 | 1.59 | 3.22 | 0.026045 | 6.46 | 3.82 | 8.90 | 3.15 |
| Botro_Cotone | Cotone_valle2 | 1.1 | A TR 30 | 23.84 | 0.37 | 0.84 | 1.31 | 2.83 | 0.024366 | 6.24 | 3.82 | 8.90 | 3.04 |
| Botro_Cotone | Cotone_valle2 | 1.1 | A TR 200_bis | 24.65 | 0.37 | 0.85 | 1.33 | 2.89 | 0.024431 | 6.32 | 3.90 | 8.90 | 3.05 |
| Botro_Cotone | Cotone_valle2 | 1 | A TR 30 | 23.84 | 0.37 | 0.84 | 1.21 | 2.24 | 0.012943 | 5.25 | 4.54 | 12.50 | 2.55 |
| Botro_Cotone | Cotone_valle2 | 1 | A TR 200_bis | 24.65 | 0.37 | 0.85 | 1.23 | 2.29 | 0.012913 | 5.32 | 4.64 | 12.50 | 2.56 |
| Botro_Bargingo | Bargingo | 6 | A TR 30 | 12.53 | 39.04 | 40.35 | 40.38 | 40.87 | 0.018784 | 3.19 | 3.93 | 4.14 | 1.05 |
| Botro_Bargingo | Bargingo | 6 | A TR 200_bis | 19.64 | 39.04 | 40.70 | 40.76 | 41.36 | 0.018674 | 3.58 | 5.49 | 4.70 | 1.06 |
| Botro_Bargingo | Bargingo | 5.999 | A TR 30 | 12.53 | 39.04 | 40.35 | 40.38 | 40.87 | 0.018886 | 3.19 | 3.92 | 4.14 | 1.05 |
| Botro_Bargingo | Bargingo | 5.999 | A TR 200_bis | 19.64 | 39.04 | 40.70 | 40.76 | 41.36 | 0.018753 | 3.59 | 5.48 | 4.70 | 1.06 |

| River | Reach | River Sta | Plan | Q Total (m3/s) | Min Ch El (m) | W.S. Elev (m) | Crit W.S. (m) | E.G. Elev (m) | E.G. Slope (m/m) | Vel Chnl (m/s) | Flow Area (m2) | Top Width (m) | Froude # Chl |
|----------------|----------|-----------|--------------|-------------------|------------------|------------------|------------------|------------------|---------------------|-------------------|-------------------|------------------|--------------|
| Botro_Bargingo | Bargingo | 5.997 | | Lat Struct | | | | | | | | | |
| Botro_Bargingo | Bargingo | 5 | A TR 30 | 12.52 | 36.66 | 38.09 | 38.11 | 38.60 | 0.018342 | 3.17 | 3.95 | 4.06 | 1.03 |
| Botro_Bargingo | Bargingo | 5 | A TR 200_bis | 19.47 | 36.66 | 38.42 | 38.64 | 39.07 | 0.018783 | 3.59 | 5.71 | 12.53 | 1.06 |
| Botro_Bargingo | Bargingo | 4.2 | A TR 30 | 12.05 | 34.59 | 36.07 | 35.67 | 36.21 | 0.003547 | 1.68 | 8.38 | 15.06 | 0.50 |
| Botro_Bargingo | Bargingo | 4.2 | A TR 200_bis | 17.89 | 34.59 | 36.31 | 36.04 | 36.46 | 0.003310 | 1.84 | 12.43 | 19.12 | 0.50 |
| Botro_Bargingo | Bargingo | 4.1 | A TR 30 | 10.09 | 34.71 | 35.95 | 35.66 | 36.11 | 0.005139 | 1.80 | 6.15 | 12.76 | 0.59 |
| Botro_Bargingo | Bargingo | 4.1 | A TR 200_bis | 15.30 | 34.71 | 36.21 | 36.00 | 36.37 | 0.004105 | 1.89 | 10.07 | 17.40 | 0.55 |
| Botro_Bargingo | Bargingo | 4.05 | | Inl Struct | | | | | | | | | |
| Botro_Bargingo | Bargingo | 4 | A TR 30 | 14.14 | 32.41 | 34.03 | 33.52 | 34.25 | 0.005758 | 2.07 | 6.82 | 4.63 | 0.55 |
| Botro_Bargingo | Bargingo | 4 | A TR 200_bis | 25.56 | 32.41 | 34.90 | 34.02 | 35.18 | 0.005432 | 2.34 | 10.93 | 5.16 | 0.51 |
| Botro_Bargingo | Bargingo | 3.998 | | Lat Struct | | | | | | | | | |
| Botro_Bargingo | Bargingo | 3.997 | | Lat Struct | | | | | | | | | |
| Botro_Bargingo | Bargingo | 3 | A TR 30 | 11.87 | 31.16 | 33.58 | 32.49 | 33.77 | 0.003918 | 1.94 | 6.13 | 4.96 | 0.40 |
| Botro_Bargingo | Bargingo | 3 | A TR 200_bis | 19.52 | 31.16 | 34.66 | 33.00 | 34.87 | 0.004320 | 2.05 | 10.10 | 4.96 | 0.39 |
| Botro_Bargingo | Bargingo | 2.5 | | Bridge | | | | | | | | | |
| Botro_Bargingo | Bargingo | 2 | A TR 30 | 11.87 | 31.16 | 32.34 | 32.46 | 33.09 | 0.026130 | 3.85 | 3.08 | 3.66 | 1.17 |
| Botro_Bargingo | Bargingo | 2 | A TR 200_bis | 19.52 | 31.16 | 32.66 | 32.94 | 33.88 | 0.033096 | 4.89 | 3.99 | 8.64 | 1.30 |
| Botro_Bargingo | Bargingo | 1 | A TR 30 | 11.78 | 29.66 | 31.06 | 31.15 | 31.61 | 0.022207 | 3.30 | 3.57 | 4.25 | 1.15 |
| Botro_Bargingo | Bargingo | 1 | A TR 200_bis | 19.30 | 29.66 | 31.51 | 31.64 | 32.07 | 0.015848 | 3.32 | 6.07 | 9.38 | 1.01 |
| Botro_Bargingo | Bargingo | 0.9 | A TR 30 | 11.76 | 29.08 | 30.65 | 30.64 | 31.12 | 0.017529 | 3.06 | 3.85 | 3.94 | 0.99 |
| Botro_Bargingo | Bargingo | 0.9 | A TR 200_bis | 19.07 | 29.08 | 31.25 | 31.05 | 31.68 | 0.011088 | 2.90 | 6.58 | 5.09 | 0.81 |
| Botro Secco | Secco | 25 | A TR 30 | 8.66 | 51.28 | 52.91 | 51.94 | 52.95 | 0.001240 | 0.88 | 9.89 | 9.94 | 0.28 |
| Botro Secco | Secco | 25 | A TR 200_bis | 13.92 | 51.28 | 53.93 | 52.19 | 53.95 | 0.000326 | 0.58 | 24.05 | 17.71 | 0.16 |
| Botro Secco | Secco | 24 | A TR 30 | 8.66 | 51.09 | 52.59 | 52.18 | 52.88 | 0.011811 | 2.38 | 3.64 | 2.42 | 0.62 |
| Botro Secco | Secco | 24 | A TR 200_bis | 13.92 | 51.09 | 53.70 | 52.59 | 53.95 | 0.007665 | 2.20 | 6.32 | 2.42 | 0.44 |
| Botro Secco | Secco | 23.8 | A TR 30 | 8.66 | 51.07 | 52.57 | 52.16 | 52.86 | 0.011867 | 2.38 | 3.63 | 2.42 | 0.62 |
| Botro Secco | Secco | 23.8 | A TR 200_bis | 13.92 | 51.07 | 53.69 | 52.57 | 53.94 | 0.007624 | 2.20 | 6.33 | 2.42 | 0.43 |
| Botro Secco | Secco | 23.5 | | Bridge | | | | | | | | | |
| Botro Secco | Secco | 23 | A TR 30 | 8.66 | 50.85 | 51.82 | 51.95 | 52.53 | 0.039280 | 3.73 | 2.32 | 2.38 | 1.21 |
| Botro Secco | Secco | 23 | A TR 200_bis | 13.92 | 50.85 | 52.13 | 52.37 | 53.19 | 0.048528 | 4.56 | 3.05 | 2.38 | 1.29 |
| Botro Secco | Secco | 22 | A TR 30 | 8.66 | 49.21 | 49.88 | 49.98 | 50.29 | 0.029438 | 2.84 | 3.05 | 6.64 | 1.34 |
| Botro Secco | Secco | 22 | A TR 200_bis | 13.92 | 49.21 | 50.05 | 50.20 | 50.59 | 0.029021 | 3.28 | 4.25 | 7.36 | 1.38 |
| Botro Secco | Secco | 21 | A TR 30 | 9.65 | 45.62 | 47.09 | 46.45 | 47.22 | 0.003943 | 1.61 | 5.98 | 4.07 | 0.43 |
| Botro Secco | Secco | 21 | A TR 200_bis | 15.42 | 45.62 | 47.64 | 46.75 | 47.82 | 0.004186 | 1.88 | 8.23 | 4.37 | 0.42 |
| Botro Secco | Secco | 20.5 | | Bridge | | | | | | | | | |
| Botro Secco | Secco | 20 | A TR 30 | 9.75 | 45.55 | 46.88 | 46.37 | 47.04 | 0.004958 | 1.75 | 5.56 | 4.18 | 0.48 |
| Botro Secco | Secco | 20 | A TR 200_bis | 15.42 | 45.55 | 47.39 | 46.66 | 47.60 | 0.005053 | 2.00 | 7.70 | 4.18 | 0.47 |
| Botro Secco | Secco | 19 | A TR 30 | 9.80 | 45.29 | 46.79 | 46.27 | 47.00 | 0.002988 | 2.04 | 4.80 | 5.81 | 0.53 |
| Botro Secco | Secco | 19 | A TR 200_bis | 15.54 | 45.29 | 47.26 | 46.63 | 47.56 | 0.003018 | 2.46 | 6.31 | 7.04 | 0.56 |
| Botro Secco | Secco | 18.5 | | Bridge | | | | | | | | | |
| Botro Secco | Secco | 18 | A TR 30 | 9.80 | 45.19 | 46.00 | 46.19 | 46.75 | 0.023987 | 3.84 | 2.55 | 5.95 | 1.36 |
| Botro Secco | Secco | 18 | A TR 200_bis | 15.54 | 45.19 | 46.26 | 46.54 | 47.34 | 0.023692 | 4.60 | 3.37 | 5.95 | 1.42 |
| Botro Secco | Secco | 17 | A TR 30 | 10.91 | 41.85 | 43.99 | 42.95 | 44.14 | 0.001250 | 1.68 | 6.50 | 8.87 | 0.37 |
| Botro Secco | Secco | 17 | A TR 200_bis | 17.27 | 41.85 | 44.65 | 43.34 | 44.85 | 0.003042 | 2.02 | 8.82 | 10.45 | 0.47 |
| Botro Secco | Secco | 16.5 | | Bridge | | | | | | | | | |
| Botro Secco | Secco | 16 | A TR 30 | 11.52 | 41.86 | 43.34 | 43.25 | 43.83 | 0.021117 | 3.11 | 3.70 | 3.00 | 0.89 |
| Botro Secco | Secco | 16 | A TR 200_bis | 17.26 | 41.86 | 43.80 | 43.60 | 44.39 | 0.019702 | 3.39 | 5.10 | 3.45 | 0.83 |
| Botro Secco | Secco | 15.998 | | Lat Struct | | | | | | | | | |
| Botro Secco | Secco | 15.997 | | Lat Struct | | | | | | | | | |
| Botro Secco | Secco | 15 | A TR 30 | 12.80 | 37.92 | 39.26 | 39.27 | 39.95 | 0.028988 | 3.68 | 3.47 | 2.60 | 1.02 |
| Botro Secco | Secco | 15 | A TR 200_bis | 20.08 | 37.92 | 39.80 | 39.75 | 40.66 | 0.029540 | 4.12 | 4.88 | 2.60 | 0.96 |
| Botro Secco | Secco | 14 | A TR 30 | 13.75 | 34.75 | 36.38 | 36.04 | 36.78 | 0.010140 | 2.82 | 4.87 | 3.26 | 0.71 |
| Botro Secco | Secco | 14 | A TR 200_bis | 18.89 | 34.75 | 37.83 | 36.35 | 38.04 | 0.003168 | 2.04 | 9.25 | 3.51 | 0.37 |
| Botro Secco | Secco | 13.5 | | Bridge | | | | | | | | | |
| Botro Secco | Secco | 13 | A TR 30 | 13.75 | 30.57 | 32.12 | 32.01 | 32.72 | 0.014653 | 3.43 | 4.01 | 3.58 | 0.89 |
| Botro Secco | Secco | 13 | A TR 200_bis | 18.89 | 30.57 | 32.44 | 32.34 | 33.21 | 0.014614 | 3.89 | 4.85 | 3.62 | 0.92 |
| Botro Secco | Secco | 12 | A TR 30 | 14.69 | 28.93 | 30.39 | 30.43 | 31.02 | 0.021350 | 3.51 | 4.18 | 3.63 | 1.05 |

| River | Reach | River Sta | Plan | Q Total (m3/s) | Min Ch El (m) | W.S. Elev (m) | Crit W.S. (m) | E.G. Elev (m) | E.G. Slope (m/m) | Vel Chnl (m/s) | Flow Area (m2) | Top Width (m) | Froude # Chl |
|-------------|-------|-----------|--------------|-------------------|------------------|------------------|------------------|------------------|---------------------|-------------------|-------------------|------------------|--------------|
| Botro Secco | Secco | 12 | A TR 200_bis | 20.66 | 28.93 | 30.74 | 30.81 | 31.44 | 0.021081 | 3.70 | 5.58 | 4.52 | 1.06 |
| Botro Secco | Secco | 11.998 | | Lat Struct | | | | | | | | | |
| Botro Secco | Secco | 11.997 | | Lat Struct | | | | | | | | | |
| Botro Secco | Secco | 11 | A TR 30 | 14.31 | 25.63 | 27.96 | 26.94 | 28.12 | 0.004193 | 1.73 | 8.27 | 5.29 | 0.44 |
| Botro Secco | Secco | 11 | A TR 200_bis | 18.37 | 25.63 | 28.21 | 27.21 | 28.40 | 0.004550 | 1.92 | 9.59 | 5.35 | 0.46 |
| Botro Secco | Secco | 10.5 | | Bridge | | | | | | | | | |
| Botro Secco | Secco | 10 | A TR 30 | 13.33 | 25.09 | 26.91 | 26.56 | 27.17 | 0.005437 | 2.25 | 5.93 | 4.92 | 0.65 |
| Botro Secco | Secco | 10 | A TR 200_bis | 17.32 | 25.09 | 27.06 | 26.77 | 27.40 | 0.006727 | 2.61 | 6.63 | 5.02 | 0.73 |
| Botro Secco | Secco | 9.98 | | Lat Struct | | | | | | | | | |
| Botro Secco | Secco | 9.97 | | Lat Struct | | | | | | | | | |
| Botro Secco | Secco | 9.7 | A TR 30 | 11.60 | 24.96 | 26.91 | 26.34 | 27.08 | 0.003246 | 1.80 | 6.45 | 4.93 | 0.50 |
| Botro Secco | Secco | 9.7 | A TR 200_bis | 14.86 | 24.96 | 27.03 | 26.52 | 27.26 | 0.004197 | 2.12 | 7.07 | 7.11 | 0.57 |
| Botro Secco | Secco | 9.5 | | Inl Struct | | | | | | | | | |
| Botro Secco | Secco | 9.3 | A TR 30 | 15.14 | 24.26 | 26.70 | 25.94 | 26.81 | 0.002422 | 1.47 | 10.29 | 9.22 | 0.44 |
| Botro Secco | Secco | 9.3 | A TR 200_bis | 20.87 | 24.26 | 26.79 | 26.32 | 26.97 | 0.003612 | 1.87 | 11.13 | 9.22 | 0.54 |
| Botro Secco | Secco | 9.298 | | Lat Struct | | | | | | | | | |
| Botro Secco | Secco | 9.297 | | Lat Struct | | | | | | | | | |
| Botro Secco | Secco | 9 | A TR 30 | 11.63 | 24.07 | 26.58 | 25.56 | 26.77 | 0.001422 | 1.92 | 6.07 | 9.22 | 0.41 |
| Botro Secco | Secco | 9 | A TR 200_bis | 14.04 | 24.07 | 26.78 | 25.72 | 27.02 | 0.001562 | 2.13 | 6.61 | 9.22 | 0.43 |
| Botro Secco | Secco | 8.5 | | Bridge | | | | | | | | | |
| Botro Secco | Secco | 8.2 | A TR 30 | 13.15 | 23.74 | 25.15 | 25.17 | 25.87 | 0.008778 | 3.75 | 3.50 | 4.57 | 1.02 |
| Botro Secco | Secco | 8.2 | A TR 200_bis | 14.03 | 23.74 | 25.24 | 25.23 | 25.96 | 0.008084 | 3.76 | 3.73 | 4.72 | 0.99 |
| Botro Secco | Secco | 8 | A TR 30 | 13.23 | 23.65 | 25.10 | 24.96 | 25.47 | 0.008611 | 2.71 | 4.88 | 4.54 | 0.83 |
| Botro Secco | Secco | 8 | A TR 200_bis | 14.19 | 23.65 | 25.21 | 25.01 | 25.56 | 0.007563 | 2.63 | 5.39 | 4.71 | 0.79 |
| Botro Secco | Secco | 7 | A TR 30 | 13.69 | 22.89 | 24.61 | 24.50 | 25.02 | 0.009948 | 2.81 | 4.88 | 4.65 | 0.88 |
| Botro Secco | Secco | 7 | A TR 200_bis | 15.43 | 22.89 | 24.72 | 24.60 | 25.14 | 0.009719 | 2.86 | 5.39 | 4.92 | 0.87 |
| Botro Secco | Secco | 6.8 | A TR 30 | 13.70 | 22.87 | 24.60 | 24.48 | 25.00 | 0.010019 | 2.82 | 4.87 | 4.61 | 0.88 |
| Botro Secco | Secco | 6.8 | A TR 200_bis | 15.46 | 22.87 | 24.70 | 24.59 | 25.13 | 0.009868 | 2.88 | 5.37 | 4.88 | 0.88 |
| Botro Secco | Secco | 6.7 | | Bridge | | | | | | | | | |
| Botro Secco | Secco | 6.5 | A TR 30 | 13.70 | 22.84 | 24.39 | 24.46 | 24.98 | 0.016099 | 3.38 | 4.05 | 4.10 | 1.09 |
| Botro Secco | Secco | 6.5 | A TR 200_bis | 15.45 | 22.84 | 24.50 | 24.57 | 25.10 | 0.015583 | 3.43 | 4.50 | 4.37 | 1.08 |
| Botro Secco | Secco | 6.498 | | Lat Struct | | | | | | | | | |
| Botro Secco | Secco | 6.497 | | Lat Struct | | | | | | | | | |
| Botro Secco | Secco | 6 | A TR 30 | 15.43 | 20.81 | 22.39 | 22.47 | 22.99 | 0.014881 | 3.43 | 4.49 | 4.53 | 1.10 |
| Botro Secco | Secco | 6 | A TR 200_bis | 18.84 | 20.81 | 22.56 | 22.64 | 23.21 | 0.014548 | 3.58 | 5.27 | 4.88 | 1.10 |
| Botro Secco | Secco | 5 | A TR 30 | 9.16 | 17.75 | 20.38 | 19.01 | 20.41 | 0.000295 | 0.70 | 16.24 | 16.68 | 0.17 |
| Botro Secco | Secco | 5 | A TR 200_bis | 9.45 | 17.75 | 20.48 | 19.03 | 20.50 | 0.000243 | 0.66 | 17.91 | 16.68 | 0.16 |
| Botro Secco | Secco | 4.9 | A TR 30 | 9.18 | 17.74 | 20.32 | 18.98 | 20.42 | 0.000719 | 1.42 | 6.47 | 6.78 | 0.29 |
| Botro Secco | Secco | 4.9 | A TR 200_bis | 9.48 | 17.74 | 20.42 | 19.00 | 20.52 | 0.000669 | 1.41 | 6.74 | 6.78 | 0.28 |
| Botro Secco | Secco | 4.5 | | Bridge | | | | | | | | | |
| Botro Secco | Secco | 4.3 | A TR 30 | 9.16 | 17.59 | 18.56 | 18.65 | 19.20 | 0.013616 | 3.55 | 2.58 | 4.09 | 1.15 |
| Botro Secco | Secco | 4.3 | A TR 200_bis | 9.48 | 17.59 | 18.59 | 18.68 | 19.23 | 0.013034 | 3.55 | 2.67 | 4.14 | 1.14 |
| Botro Secco | Secco | 4.298 | | Lat Struct | | | | | | | | | |
| Botro Secco | Secco | 4.297 | | Lat Struct | | | | | | | | | |
| Botro Secco | Secco | 4 | A TR 30 | 9.19 | 17.57 | 18.54 | 18.56 | 18.96 | 0.014386 | 2.87 | 3.20 | 4.08 | 1.03 |
| Botro Secco | Secco | 4 | A TR 200_bis | 9.52 | 17.57 | 18.57 | 18.58 | 18.98 | 0.013684 | 2.85 | 3.34 | 4.13 | 1.01 |
| Botro Secco | Secco | 3 | A TR 30 | 12.30 | 14.72 | 16.29 | 16.27 | 16.81 | 0.013803 | 3.20 | 3.84 | 3.52 | 0.98 |
| Botro Secco | Secco | 3 | A TR 200_bis | 14.06 | 14.72 | 16.42 | 16.40 | 16.96 | 0.013612 | 3.26 | 4.31 | 3.86 | 0.98 |
| Botro Secco | Secco | 2.1 | A TR 30 | 14.81 | 12.53 | 14.72 | 14.10 | 14.87 | 0.002567 | 1.72 | 9.35 | 12.79 | 0.47 |
| Botro Secco | Secco | 2.1 | A TR 200_bis | 17.58 | 12.53 | 14.76 | 14.24 | 14.95 | 0.003261 | 1.97 | 9.84 | 12.79 | 0.53 |
| Botro Secco | Secco | 2 | A TR 30 | 13.69 | 12.17 | 14.76 | 13.81 | 14.86 | 0.001701 | 1.42 | 10.56 | 12.79 | 0.37 |
| Botro Secco | Secco | 2 | A TR 200_bis | 15.82 | 12.17 | 14.82 | 13.95 | 14.94 | 0.001952 | 1.55 | 11.34 | 12.79 | 0.40 |
| Botro Secco | Secco | 1.1 | A TR 30 | 10.19 | 12.16 | 14.84 | 13.29 | 14.88 | 0.000570 | 0.92 | 11.05 | 5.79 | 0.21 |
| Botro Secco | Secco | 1.1 | A TR 200_bis | 10.59 | 12.16 | 14.93 | 13.32 | 14.98 | 0.000540 | 0.91 | 11.58 | 5.79 | 0.21 |
| Botro Secco | Secco | 1 | A TR 30 | 10.09 | 12.16 | 14.74 | 13.43 | 14.89 | 0.003761 | 1.74 | 5.81 | 2.25 | 0.35 |
| Botro Secco | Secco | 1 | A TR 200_bis | 10.41 | 12.16 | 14.84 | 13.46 | 14.99 | 0.003672 | 1.73 | 6.02 | 2.25 | 0.34 |

HEC-RAS Profile: Max WS (Continued)

| River | Reach | River Sta | Plan | Q Total (m3/s) | Min Ch El (m) | W.S. Elev (m) | Crit W.S. (m) | E.G. Elev (m) | E.G. Slope (m/m) | Vel Chnl (m/s) | Flow Area (m2) | Top Width (m) | Froude # Chl |
|-------------|-------|-----------|--------------|-------------------|------------------|------------------|------------------|------------------|---------------------|-------------------|-------------------|------------------|--------------|
| Botro Secco | Secco | 0.99 | | Bridge | | | | | | | | | |
| Botro Secco | Secco | 0.95 | A TR 30 | 10.09 | 4.96 | 5.78 | 6.23 | 7.31 | 0.073517 | 5.49 | 1.84 | 2.25 | 1.94 |
| Botro Secco | Secco | 0.95 | A TR 200_bis | 10.40 | 4.96 | 5.79 | 6.26 | 7.36 | 0.073781 | 5.54 | 1.88 | 2.25 | 1.94 |
| Botro Secco | Secco | 0.9 | A TR 30 | 10.09 | 4.95 | 5.75 | 6.22 | 7.35 | 0.077542 | 5.60 | 1.80 | 2.25 | 2.00 |
| Botro Secco | Secco | 0.9 | A TR 200_bis | 10.40 | 4.95 | 5.77 | 6.25 | 7.40 | 0.077727 | 5.65 | 1.84 | 2.25 | 1.99 |

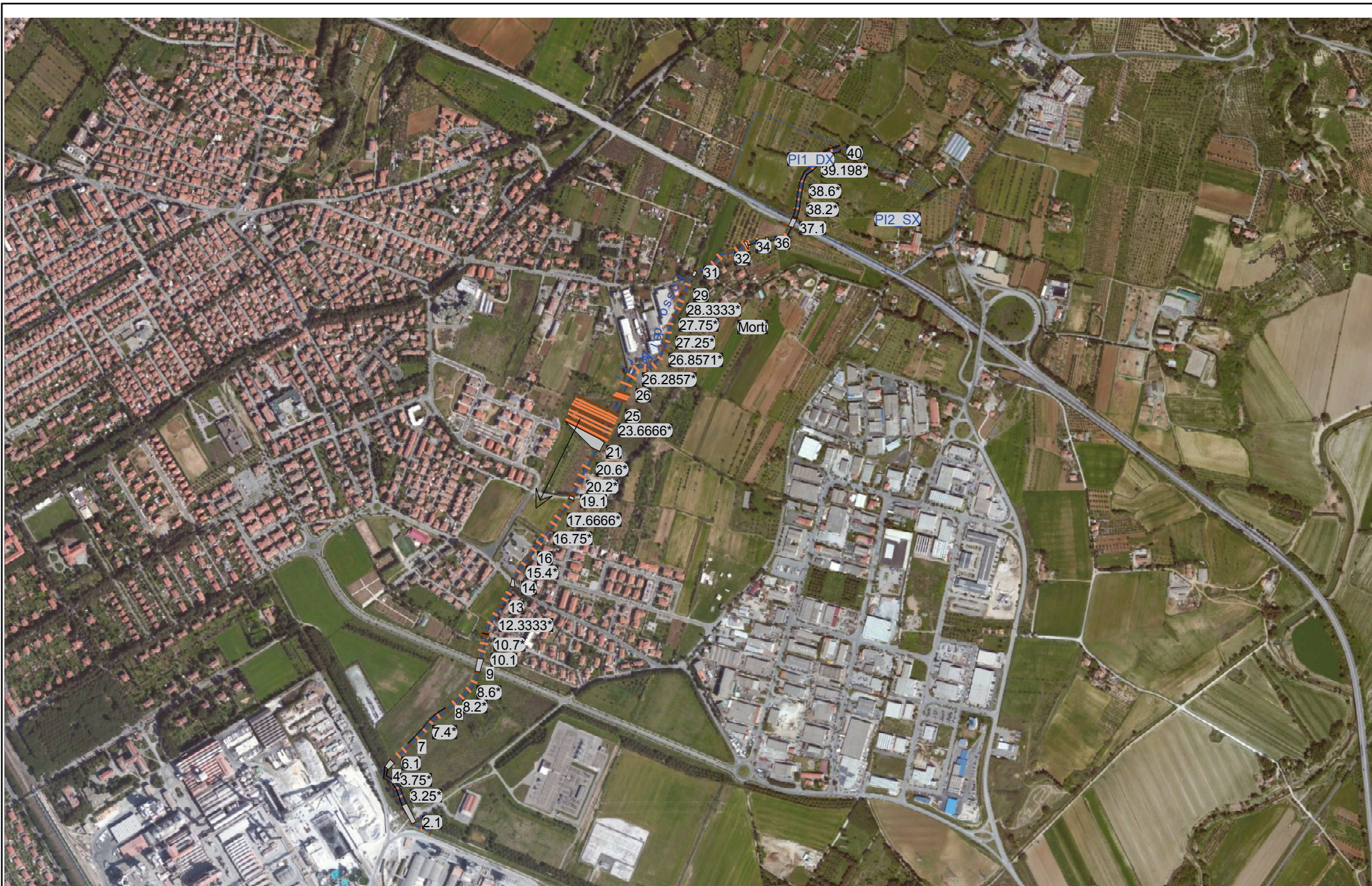
| River | Reach | River Sta | Plan | Q US (m3/s) | Q Leaving Total (m3/s) | Q DS (m3/s) | Q Weir (m3/s) | Q Gates (m3/s) | Wr Top Width (m) | Weir Max Depth (m) | Weir Avg Depth (m) | Min El Weir Flow (m) | E.G. US. (m) | W.S. US. (m) | E.G. DS (m) | W.S. DS (m) |
|----------------|---------------|-----------|--------------|----------------|---------------------------|----------------|------------------|-------------------|---------------------|-----------------------|-----------------------|-------------------------|-----------------|-----------------|----------------|----------------|
| Botro_Cotone | Cotone_valle1 | 11.68 | A TR 30 | 25.47 | 0.00 | 26.47 | 0.00 | | | | | 18.59 | 21.83 | 18.91 | 19.40 | 17.36 |
| Botro_Cotone | Cotone_valle1 | 11.68 | A TR 200_bis | 36.16 | 0.00 | 36.94 | 0.00 | | | | | 18.59 | 22.76 | 19.20 | 20.14 | 17.66 |
| Botro_Cotone | Cotone_valle1 | 10.998 | A TR 30 | 26.47 | 3.28 | 24.33 | 3.28 | 17.42 | 0.44 | 0.21 | 16.65 | 19.40 | 17.36 | 17.31 | 17.09 | |
| Botro_Cotone | Cotone_valle1 | 10.998 | A TR 200_bis | 36.94 | 10.39 | 27.51 | 10.39 | 32.79 | 0.81 | 0.28 | 16.65 | 20.13 | 17.66 | 17.65 | 17.46 | |
| Botro_Cotone | Cotone_valle1 | 8.998 | A TR 30 | 24.33 | 2.56 | 22.17 | 2.56 | 14.83 | 0.45 | 0.20 | 15.65 | 16.82 | 15.86 | 16.32 | 16.10 | |
| Botro_Cotone | Cotone_valle1 | 8.998 | A TR 200_bis | 27.50 | 5.55 | 22.29 | 5.55 | 18.86 | 0.67 | 0.28 | 15.65 | 17.03 | 15.97 | 16.50 | 16.32 | |
| Botro_Cotone | Cotone_valle1 | 4.998 | A TR 30 | 22.87 | 3.76 | 12.70 | 3.76 | 48.24 | 0.85 | 0.10 | 10.50 | 12.77 | 12.21 | 11.63 | 11.35 | |
| Botro_Cotone | Cotone_valle1 | 4.998 | A TR 200_bis | 23.31 | 4.10 | 12.79 | 4.10 | 52.83 | 0.86 | 0.10 | 10.50 | 12.80 | 12.25 | 11.64 | 11.36 | |
| Botro_Cotone | Cotone_valle1 | 4.997 | A TR 30 | 22.87 | 8.18 | 12.70 | 8.18 | 67.24 | 0.96 | 0.15 | 10.39 | 12.77 | 12.21 | 11.63 | 11.35 | |
| Botro_Cotone | Cotone_valle1 | 4.997 | A TR 200_bis | 23.31 | 8.85 | 12.79 | 8.85 | 71.04 | 0.97 | 0.15 | 10.39 | 12.80 | 12.25 | 11.64 | 11.36 | |
| Botro_Cotone | Cotone_valle1 | 2.98 | A TR 30 | 12.72 | 0.00 | 13.75 | 0.00 | | | | 9.75 | 9.45 | 9.03 | 8.91 | 8.31 | |
| Botro_Cotone | Cotone_valle1 | 2.98 | A TR 200_bis | 12.82 | 0.00 | 14.26 | 0.00 | | | | 9.75 | 9.46 | 9.05 | 8.95 | 8.34 | |
| Botro_Cotone | Cotone_valle1 | 2.97 | A TR 30 | 12.72 | 0.00 | 13.75 | 0.00 | | | | 9.61 | 9.45 | 9.03 | 8.91 | 8.31 | |
| Botro_Cotone | Cotone_valle1 | 2.97 | A TR 200_bis | 12.82 | 0.00 | 14.26 | 0.00 | | | | 9.61 | 9.46 | 9.05 | 8.95 | 8.34 | |
| Botro_Bargingo | Bargingo | 5.997 | A TR 30 | 12.53 | 0.00 | 12.05 | 0.00 | | | | 36.58 | 40.87 | 40.35 | 36.21 | 36.07 | |
| Botro_Bargingo | Bargingo | 5.997 | A TR 200_bis | 19.64 | 0.26 | 17.89 | 0.26 | 29.28 | 0.06 | 0.03 | 36.58 | 41.36 | 40.70 | 36.46 | 36.31 | |
| Botro_Bargingo | Bargingo | 3.998 | A TR 30 | 14.14 | 3.82 | 11.87 | 3.82 | 41.92 | 0.42 | 0.20 | 33.26 | 34.25 | 34.03 | 33.77 | 33.59 | |
| Botro_Bargingo | Bargingo | 3.998 | A TR 200_bis | 25.56 | 21.84 | 19.52 | 21.84 | 72.90 | 1.54 | 1.13 | 33.26 | 35.18 | 34.90 | 34.87 | 34.66 | |
| Botro_Bargingo | Bargingo | 3.997 | A TR 30 | 14.14 | 0.00 | 11.87 | 0.00 | | | | 34.70 | 34.25 | 34.03 | 33.77 | 33.59 | |
| Botro_Bargingo | Bargingo | 3.997 | A TR 200_bis | 25.56 | 0.09 | 19.52 | 0.09 | 19.02 | 0.13 | 0.07 | 34.70 | 35.18 | 34.90 | 34.87 | 34.66 | |
| Botro_Secco | Secco | 15.998 | A TR 30 | 11.52 | 0.00 | 13.75 | 0.00 | | | | 37.45 | 43.83 | 43.33 | 36.78 | 36.38 | |
| Botro_Secco | Secco | 15.998 | A TR 200_bis | 17.26 | 1.68 | 18.89 | 1.68 | 11.12 | 0.38 | 0.18 | 37.45 | 44.38 | 43.80 | 38.04 | 37.83 | |
| Botro_Secco | Secco | 15.997 | A TR 30 | 11.52 | 0.00 | 13.75 | 0.00 | | | | 37.51 | 43.83 | 43.33 | 36.78 | 36.38 | |
| Botro_Secco | Secco | 15.997 | A TR 200_bis | 17.26 | 1.21 | 18.89 | 1.21 | 9.97 | 0.32 | 0.16 | 37.51 | 44.38 | 43.80 | 38.04 | 37.83 | |
| Botro_Secco | Secco | 11.998 | A TR 30 | 14.69 | 0.25 | 14.31 | 0.25 | 6.74 | 0.14 | 0.07 | 27.82 | 31.02 | 30.39 | 28.12 | 27.96 | |
| Botro_Secco | Secco | 11.998 | A TR 200_bis | 20.66 | 2.18 | 18.37 | 2.18 | 15.72 | 0.39 | 0.17 | 27.82 | 31.44 | 30.74 | 28.40 | 28.21 | |
| Botro_Secco | Secco | 11.997 | A TR 30 | 14.69 | 0.00 | 14.31 | 0.00 | | | | 28.09 | 31.02 | 30.39 | 28.12 | 27.96 | |
| Botro_Secco | Secco | 11.997 | A TR 200_bis | 20.66 | 0.11 | 18.37 | 0.11 | 4.08 | 0.12 | 0.06 | 28.09 | 31.44 | 30.74 | 28.40 | 28.21 | |
| Botro_Secco | Secco | 9.98 | A TR 30 | 13.33 | 0.00 | 11.60 | 0.00 | | | | 26.97 | 27.17 | 26.91 | 27.08 | 26.91 | |
| Botro_Secco | Secco | 9.98 | A TR 200_bis | 17.32 | 0.36 | 14.86 | 0.36 | 14.35 | 0.09 | 0.06 | 26.97 | 27.40 | 27.06 | 27.26 | 27.03 | |
| Botro_Secco | Secco | 9.97 | A TR 30 | 13.33 | 0.00 | 11.60 | 0.00 | | | | 27.02 | 27.17 | 26.91 | 27.08 | 26.91 | |
| Botro_Secco | Secco | 9.97 | A TR 200_bis | 17.32 | 0.03 | 14.86 | 0.03 | 11.70 | 0.04 | 0.01 | 27.02 | 27.40 | 27.06 | 27.26 | 27.03 | |
| Botro_Secco | Secco | 9.298 | A TR 30 | 15.14 | 0.43 | 11.63 | 0.43 | 11.88 | 0.10 | 0.07 | 26.62 | 26.81 | 26.70 | 26.77 | 26.58 | |
| Botro_Secco | Secco | 9.298 | A TR 200_bis | 20.87 | 2.05 | 14.04 | 2.05 | 13.63 | 0.23 | 0.20 | 26.62 | 26.97 | 26.79 | 27.01 | 26.79 | |
| Botro_Secco | Secco | 9.297 | A TR 30 | 15.14 | 1.85 | 11.63 | 1.85 | 13.63 | 0.22 | 0.18 | 26.50 | 26.81 | 26.70 | 26.77 | 26.58 | |
| Botro_Secco | Secco | 9.297 | A TR 200_bis | 20.87 | 4.18 | 14.04 | 4.18 | 13.63 | 0.35 | 0.32 | 26.50 | 26.97 | 26.79 | 27.01 | 26.79 | |
| Botro_Secco | Secco | 6.498 | A TR 30 | 13.70 | 7.17 | 9.16 | 7.17 | 28.70 | 0.59 | 0.25 | 19.79 | 24.98 | 24.39 | 20.41 | 20.38 | |
| Botro_Secco | Secco | 6.498 | A TR 200_bis | 15.45 | 11.17 | 9.45 | 11.17 | 45.77 | 0.69 | 0.24 | 19.79 | 25.10 | 24.50 | 20.50 | 20.48 | |
| Botro_Secco | Secco | 6.497 | A TR 30 | 13.70 | 2.07 | 9.16 | 2.07 | 14.04 | 0.37 | 0.18 | 20.01 | 24.98 | 24.39 | 20.41 | 20.38 | |
| Botro_Secco | Secco | 6.497 | A TR 200_bis | 15.45 | 3.55 | 9.45 | 3.55 | 18.79 | 0.47 | 0.21 | 20.01 | 25.10 | 24.50 | 20.50 | 20.48 | |
| Botro_Secco | Secco | 4.298 | A TR 30 | 9.16 | 3.82 | 10.09 | 3.82 | 26.07 | 0.35 | 0.18 | 14.49 | 19.18 | 18.56 | 14.89 | 14.75 | |
| Botro_Secco | Secco | 4.298 | A TR 200_bis | 9.48 | 5.55 | 10.41 | 5.55 | 28.87 | 0.44 | 0.22 | 14.49 | 19.22 | 18.59 | 14.99 | 14.85 | |
| Botro_Secco | Secco | 4.297 | A TR 30 | 9.16 | 1.48 | 10.09 | 1.48 | 17.32 | 0.36 | 0.11 | 14.48 | 19.18 | 18.56 | 14.89 | 14.75 | |
| Botro_Secco | Secco | 4.297 | A TR 200_bis | 9.48 | 2.56 | 10.41 | 2.56 | 19.16 | 0.45 | 0.16 | 14.48 | 19.22 | 18.59 | 14.99 | 14.85 | |

HEC-RAS Profile: Max WS

| Storage Area | Plan | W.S. Elev (m) | SA Min El (m) | Net Flux (m3/s) | SA Area (1000 m2) | SA Volume (1000 m3) |
|--------------|--------------|------------------|------------------|--------------------|----------------------|------------------------|
| BA_S1 | A TR 30 | 32.10 | 32.10 | 0.00 | 0.02 | 0.00 |
| BA_S1 | A TR 200_bis | 34.81 | 32.10 | 0.35 | 0.20 | 0.19 |
| | | | | | | |
| SA_BA_2 | A TR 30 | 33.68 | 32.91 | 3.82 | 0.33 | 0.25 |
| SA_BA_2 | A TR 200_bis | 34.80 | 32.91 | 21.84 | 0.68 | 0.90 |

Fosso dei Morti

Stato attuale

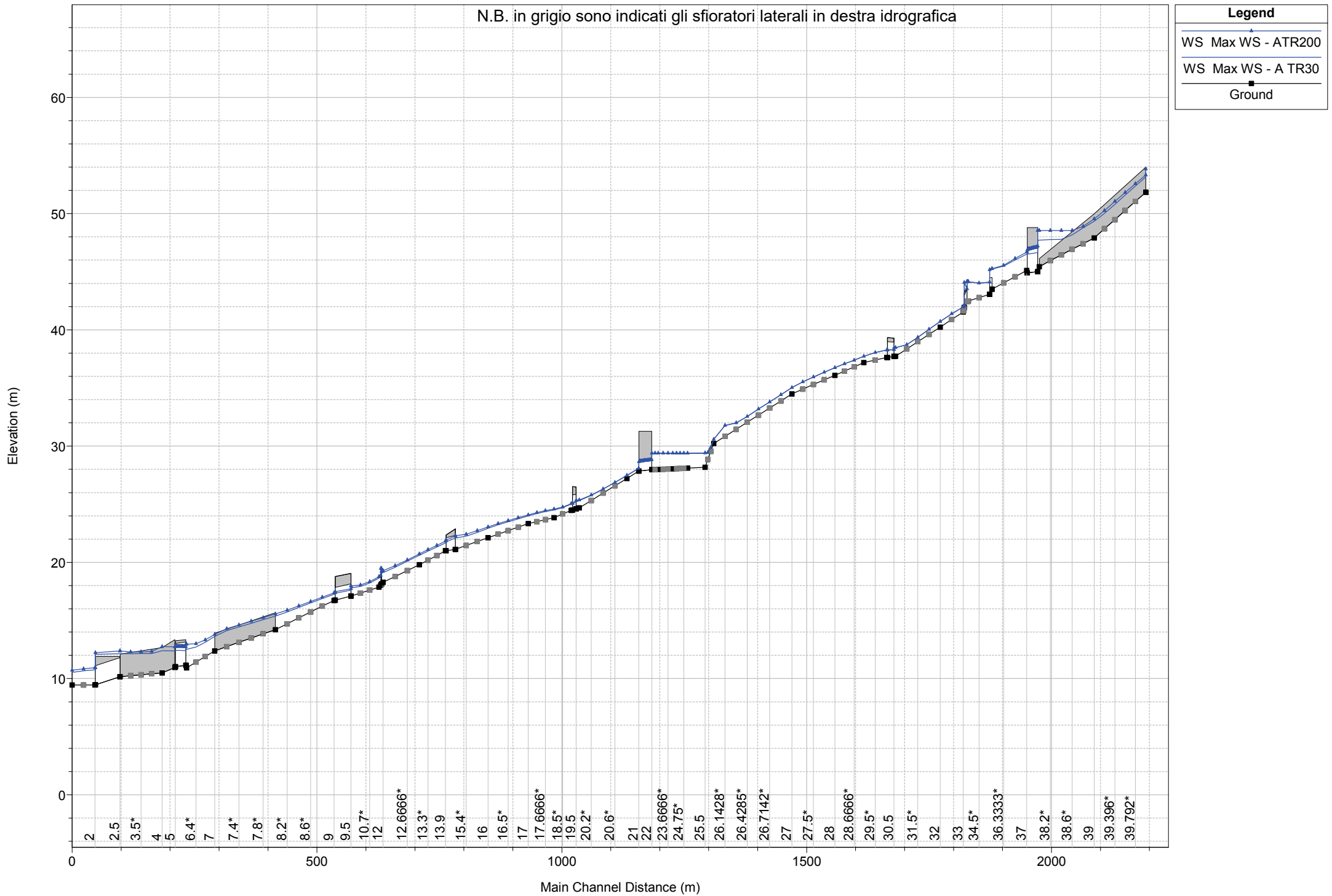


None of the XS's are Geo-Referenced (Geo-Ref user entered XS, Geo-Ref interpolated XS, Non Geo-Ref user entered XS, Non Geo-Ref interpolated XS)

1 cm Horiz. = 116 m 1 cm Vert. = 95 m

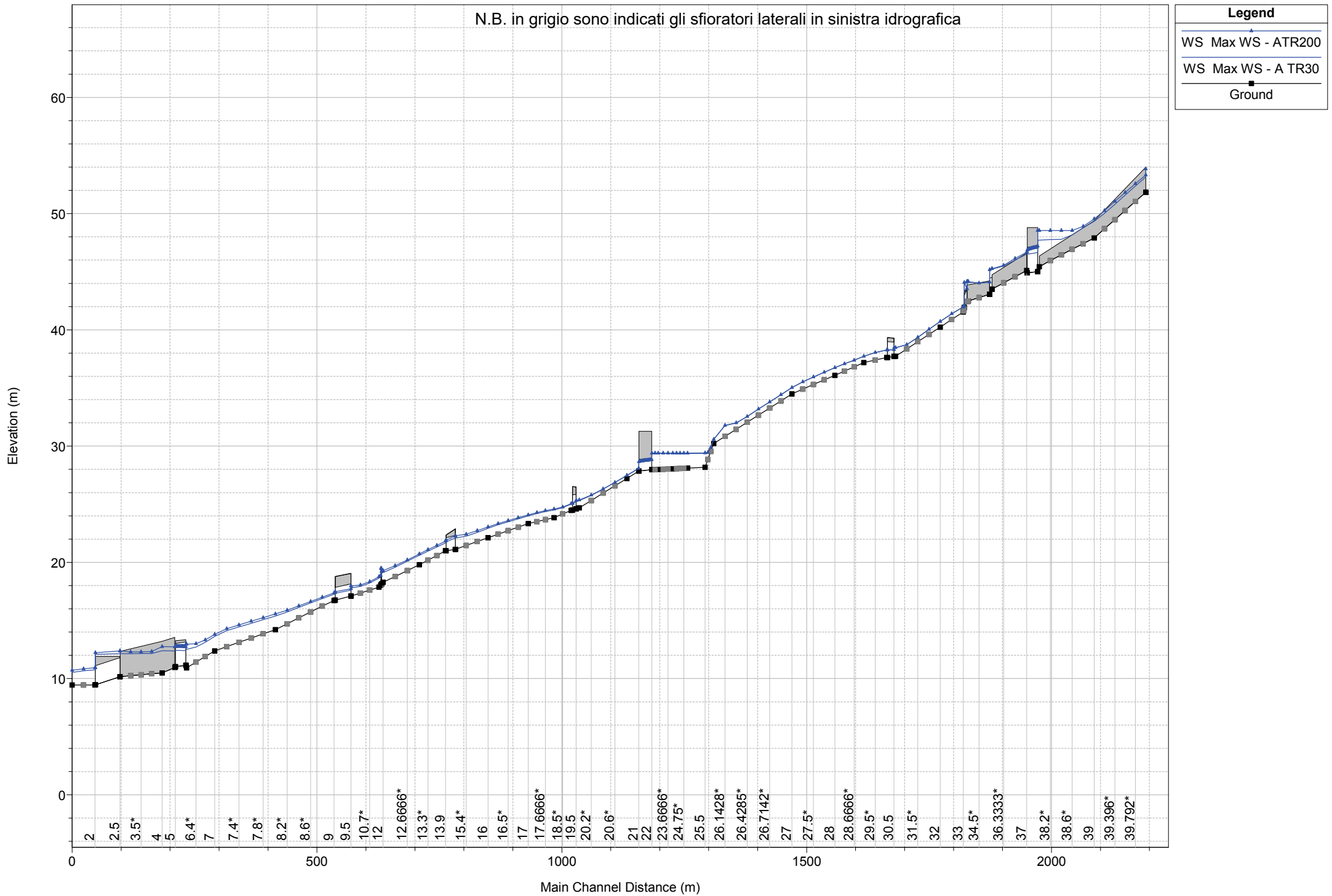
1) A TR30 2) ATR200

N.B. in grigio sono indicati gli sfioratori laterali in destra idrografica



1) A TR30 2) ATR200

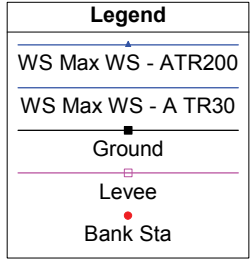
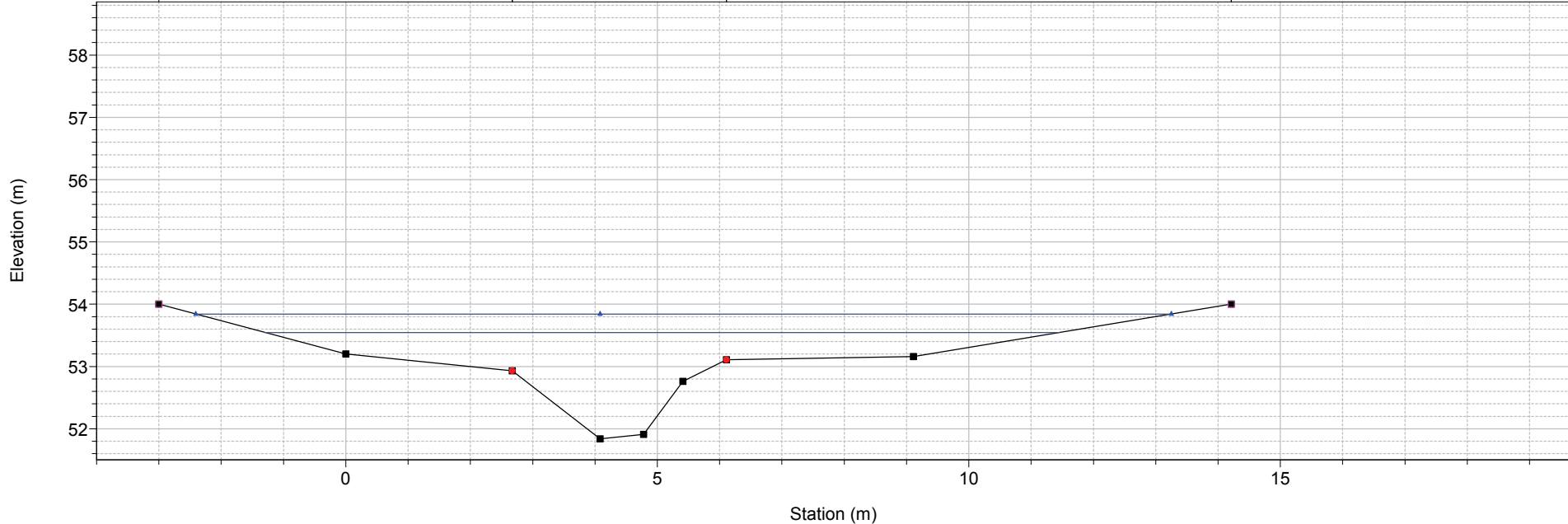
N.B. in grigio sono indicati gli sfioratori laterali in sinistra idrografica



1 cm Horiz. = 95 m 1 cm Vert. = 4 m

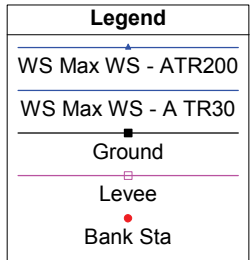
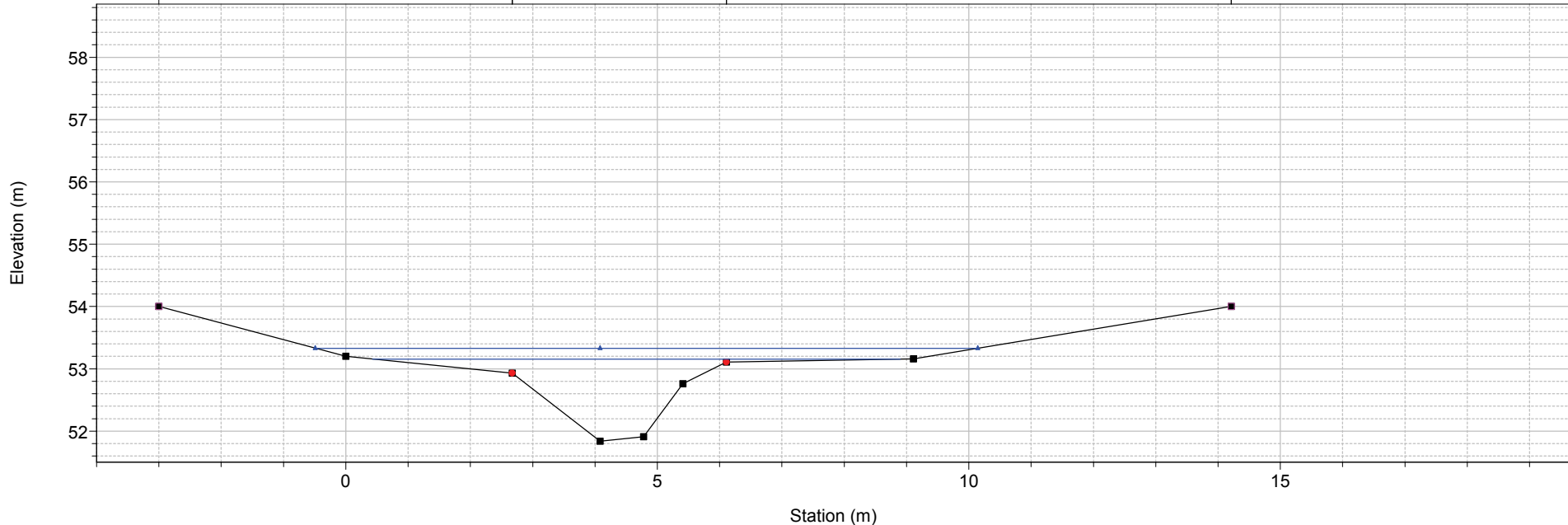

1) A TR30 2) ATR200

River = Fosso dei Morti Reach = Morti RS = 40 Sez.1



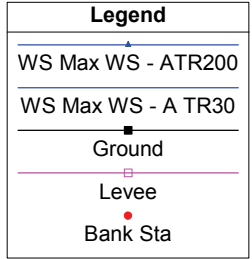
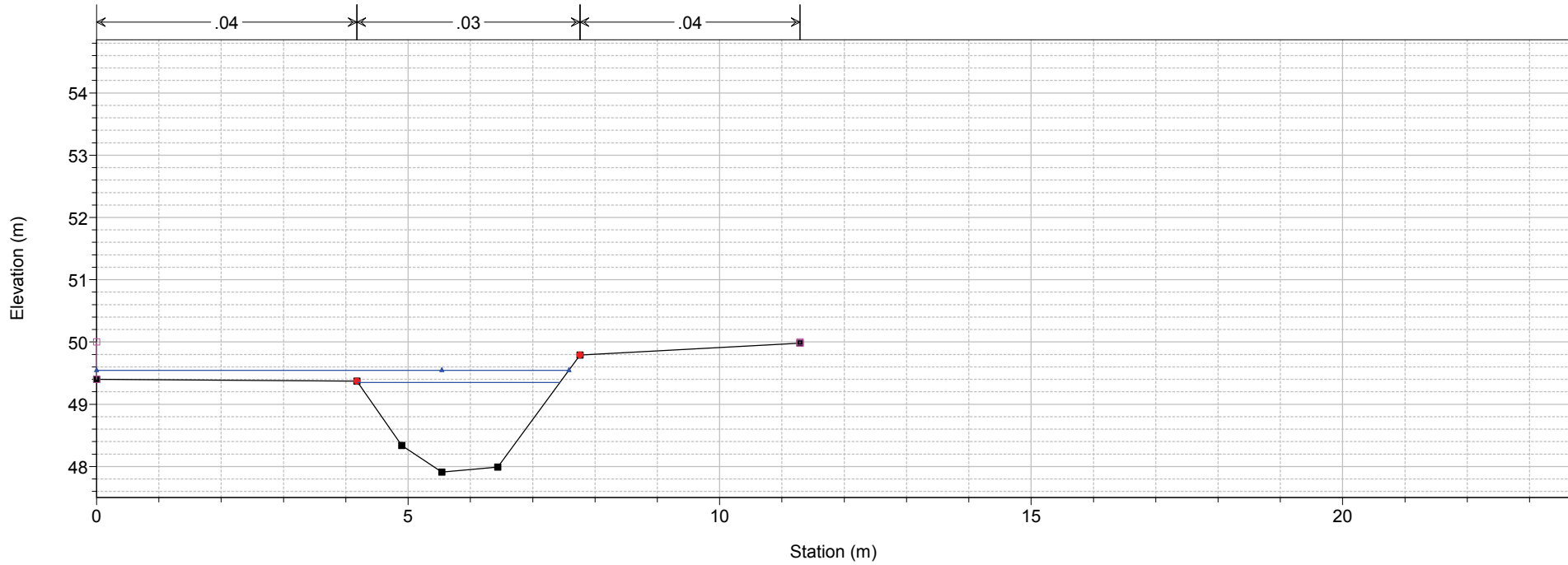
1) A TR30 2) ATR200

River = Fosso dei Morti Reach = Morti RS = 39.99 Sez.1



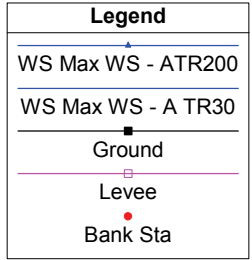
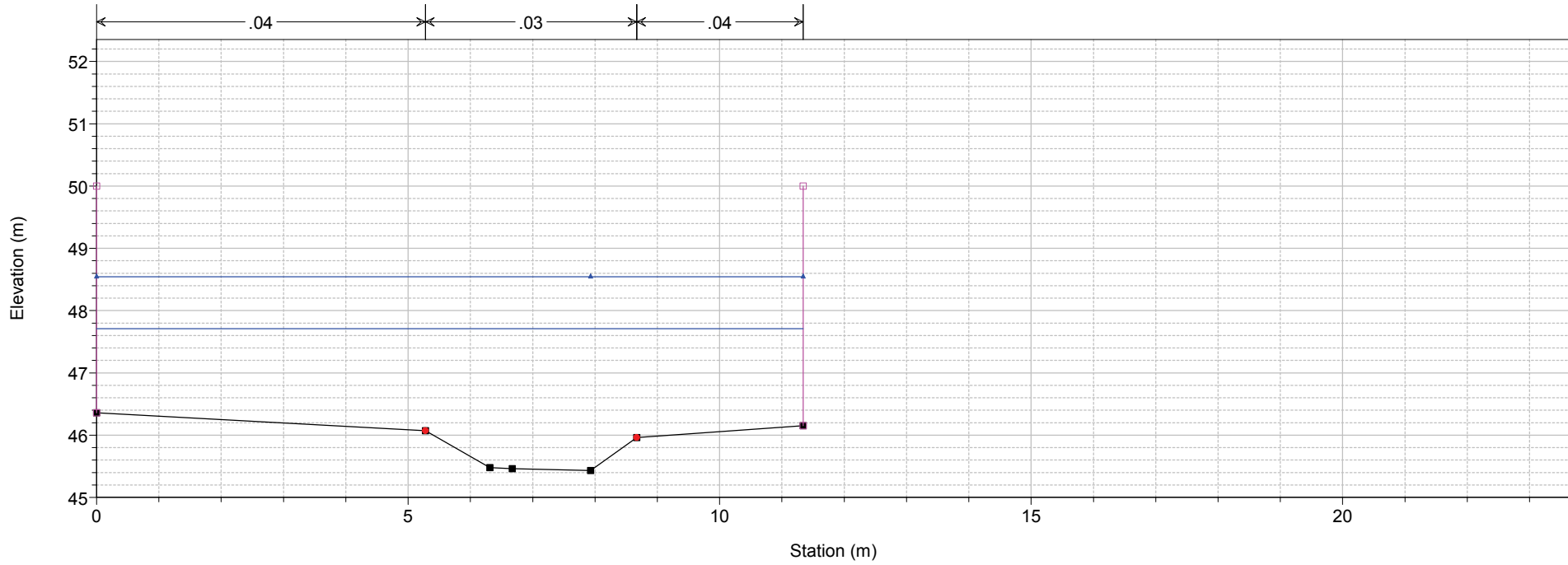
1) A TR30 2) ATR200

River = Fosso dei Morti Reach = Morti RS = 39 Sez.2



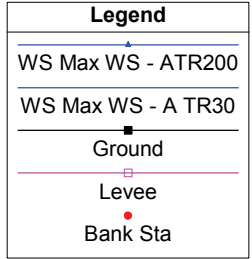
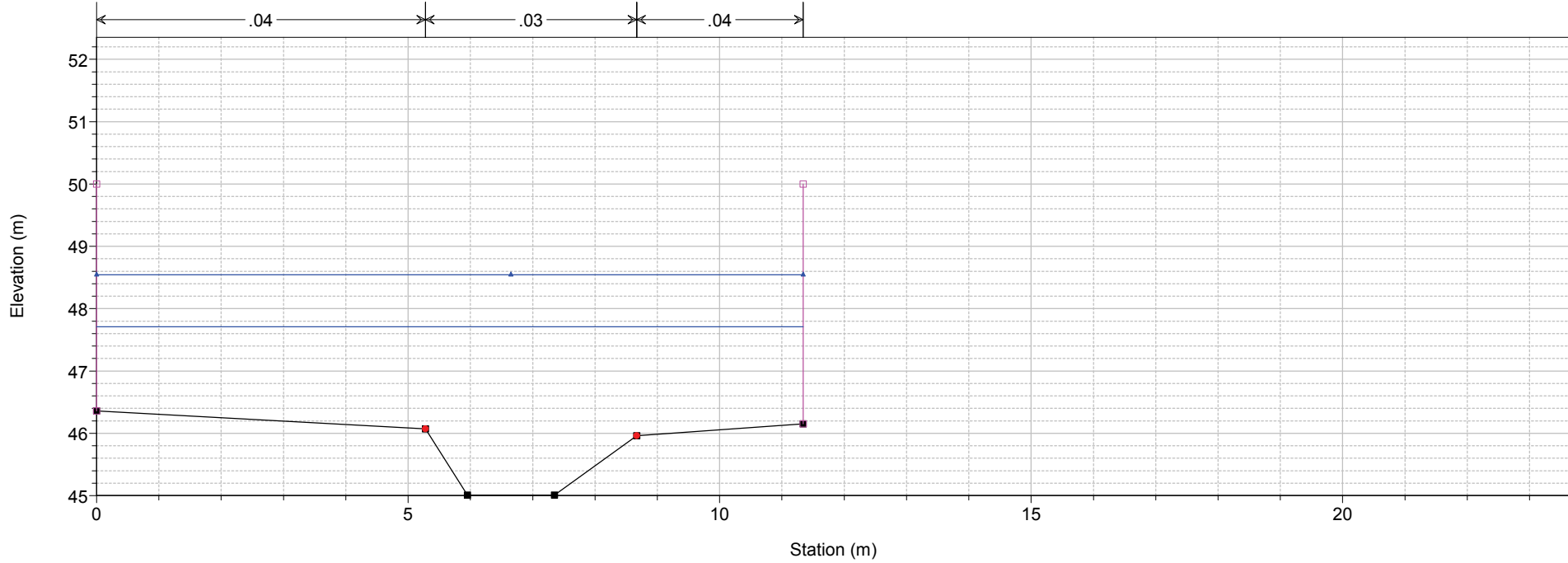
1) A TR30 2) ATR200

River = Fosso dei Morti Reach = Morti RS = 38 Sez. 3



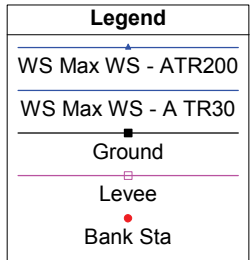
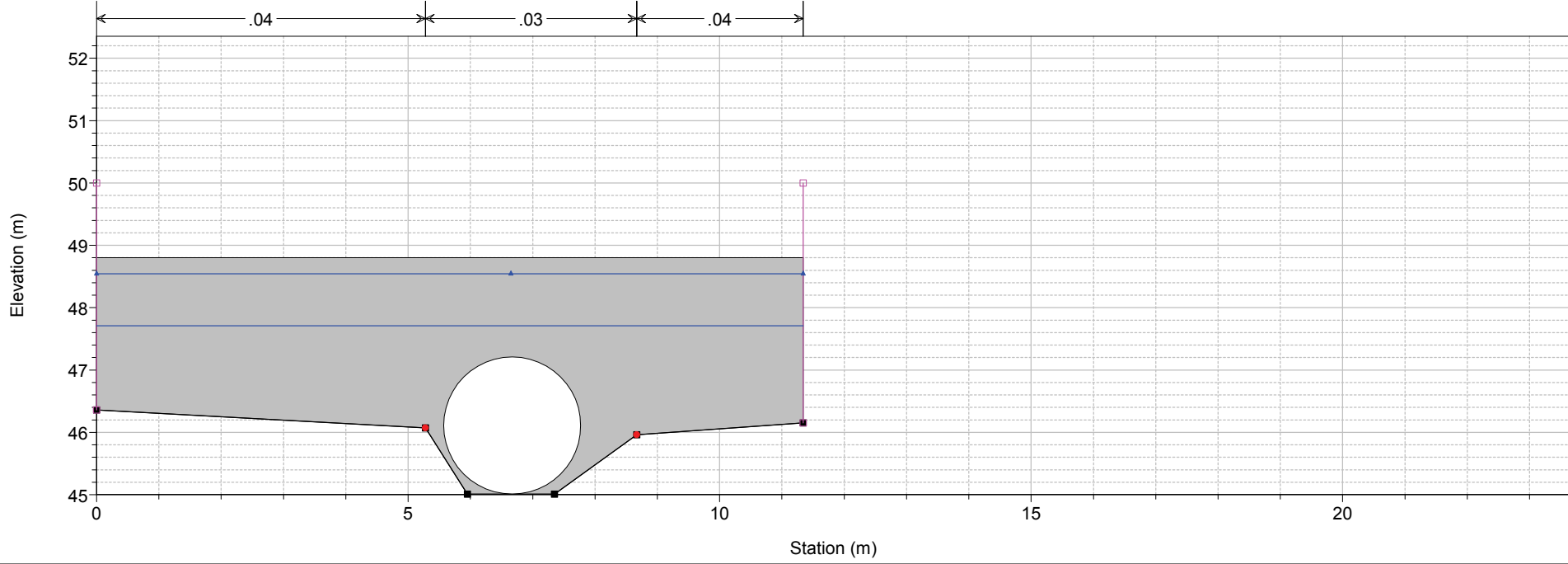
1) A TR30 2) ATR200

River = Fosso dei Morti Reach = Morti RS = 37.9



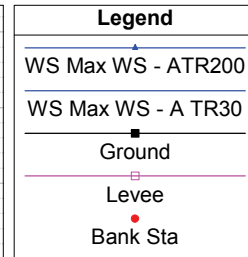
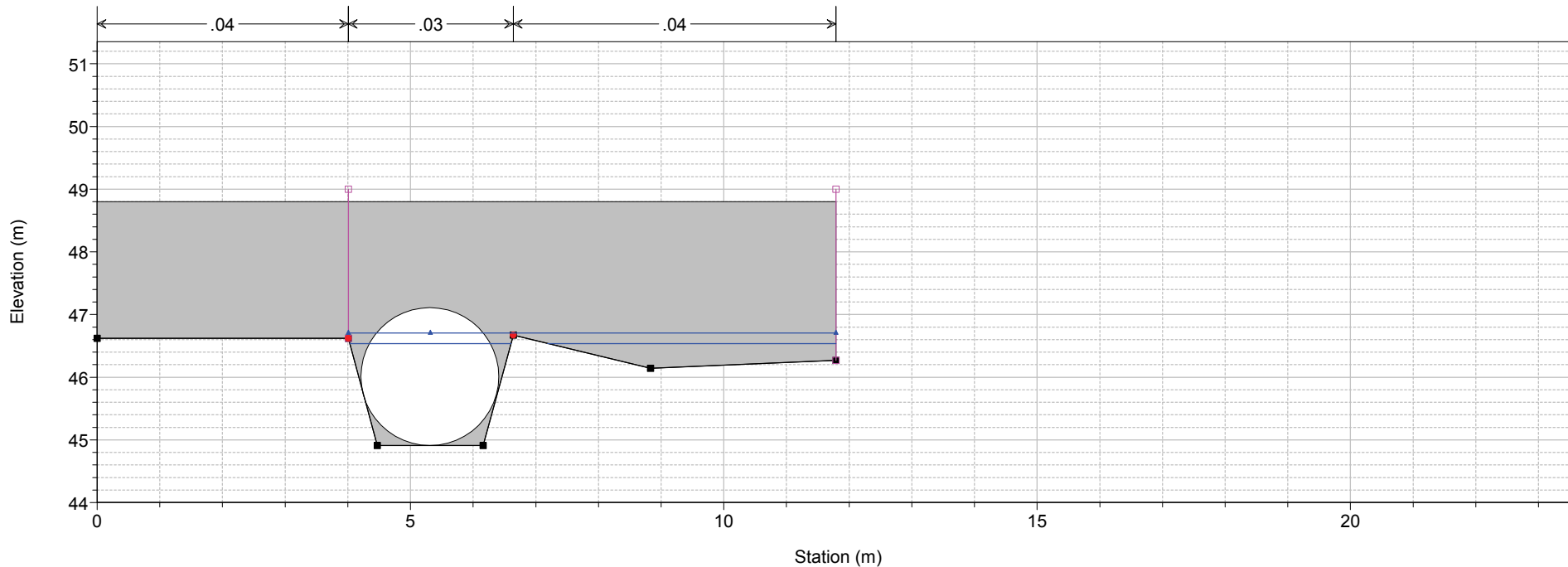
1) A TR30 2) ATR200

River = Fosso dei Morti Reach = Morti RS = 37.5 Culv



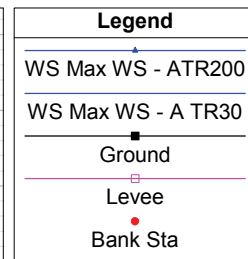
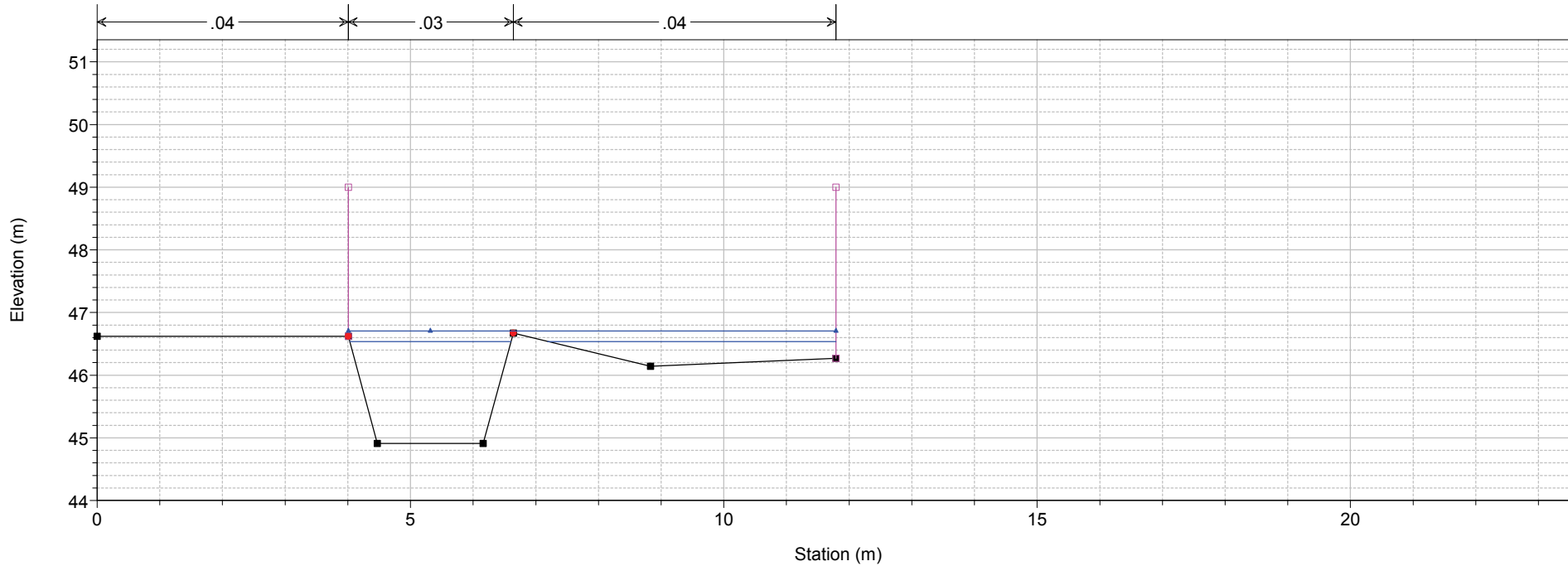
1) A TR30 2) ATR200

River = Fosso dei Morti Reach = Morti RS = 37.5 Culv

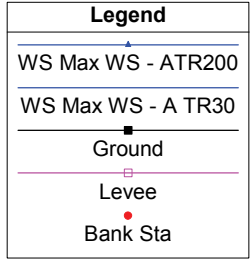
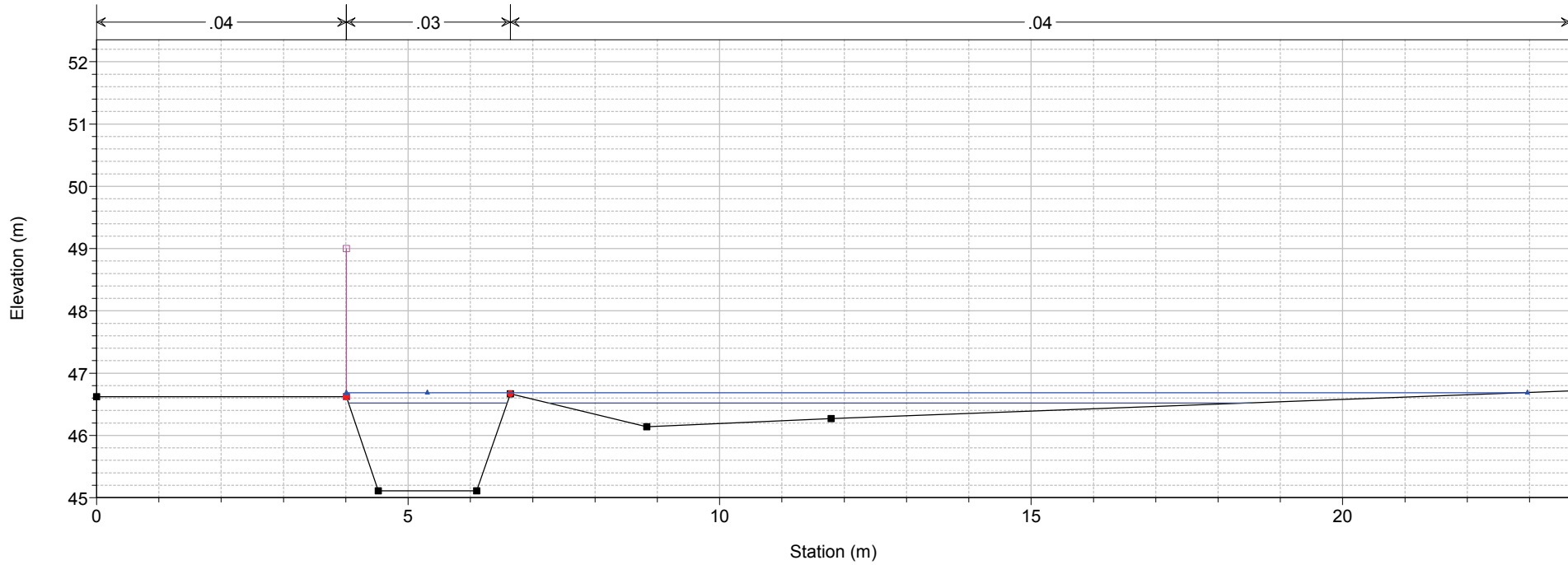


1) A TR30 2) ATR200

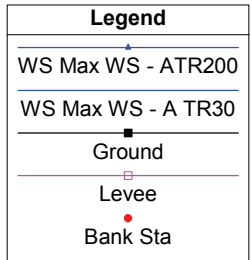
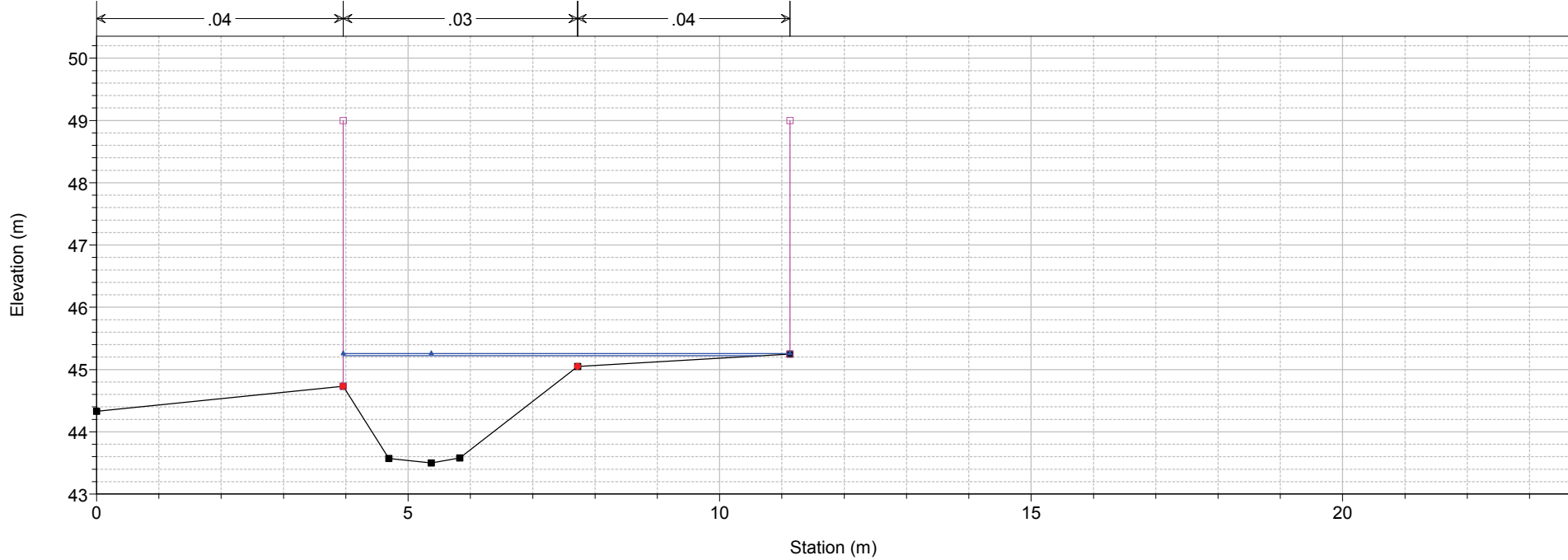
River = Fosso dei Morti Reach = Morti RS = 37.1



1) A TR30 2) ATR200
 River = Fosso dei Morti Reach = Morti RS = 37 Sez. 4

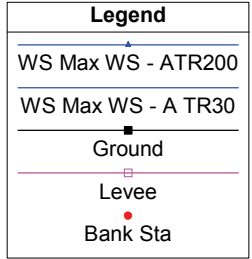
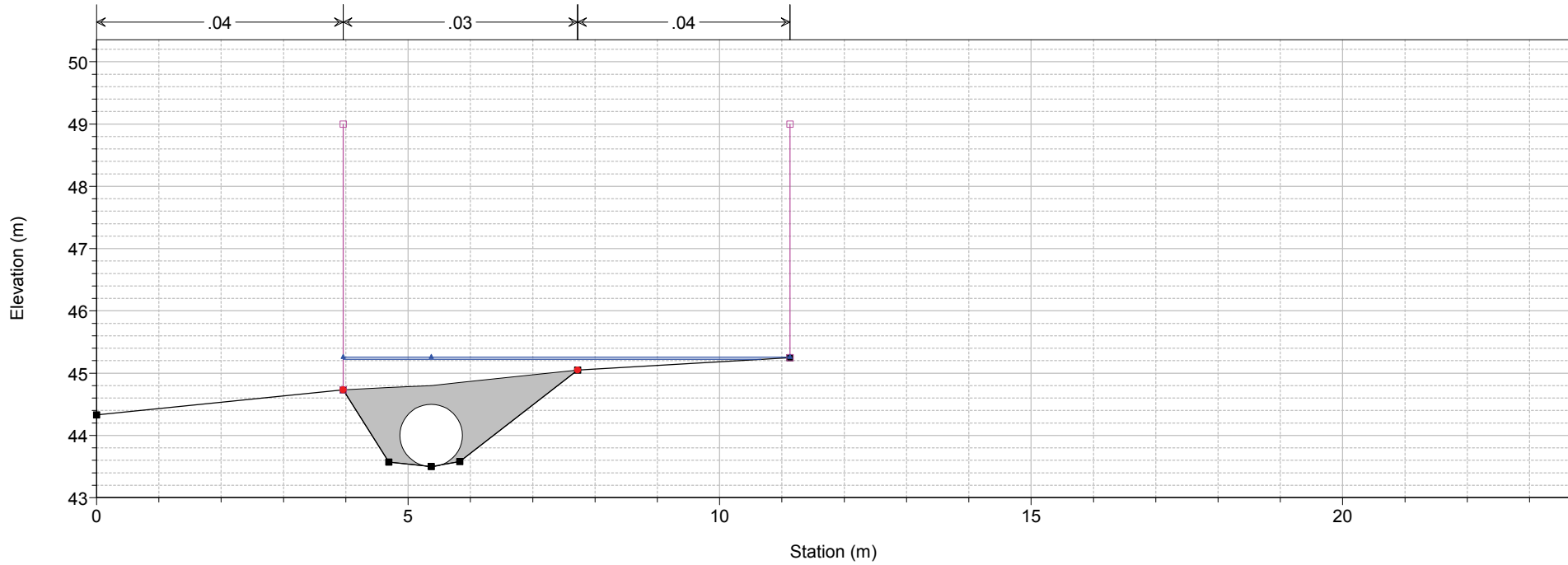


1) A TR30 2) ATR200
 River = Fosso dei Morti Reach = Morti RS = 36 Sez. 5



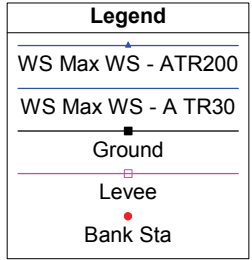
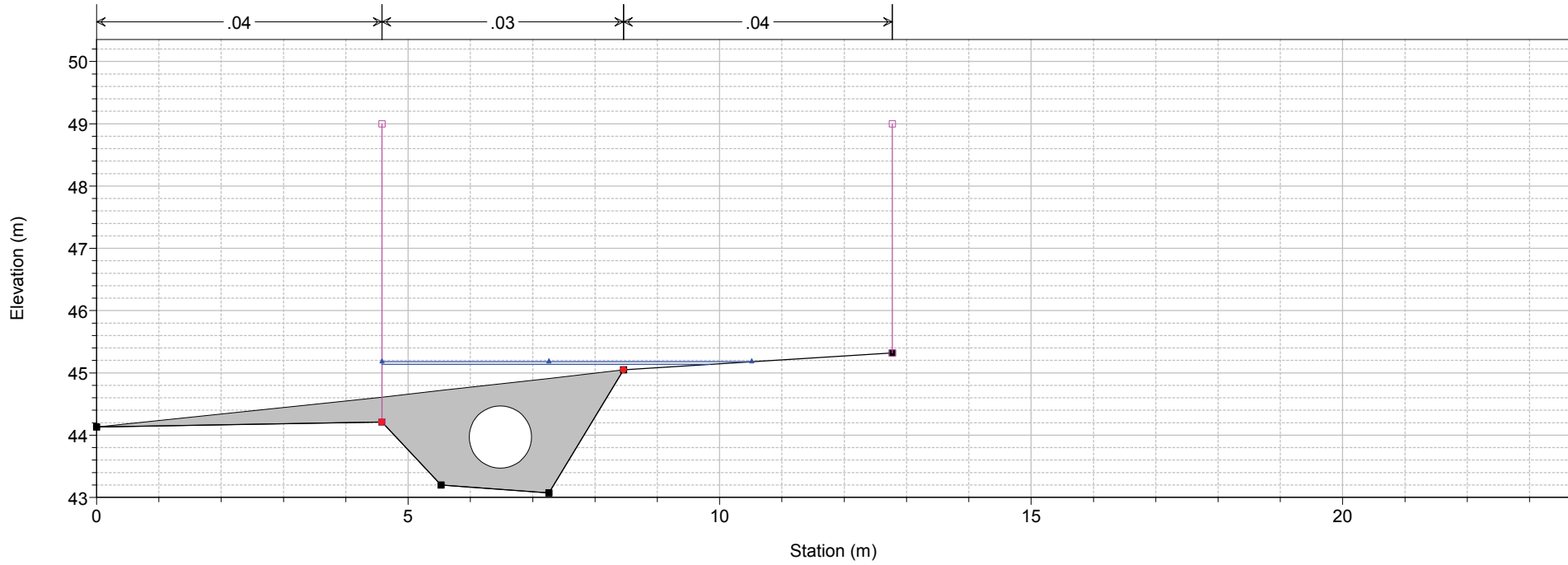
1) A TR30 2) ATR200

River = Fosso dei Morti Reach = Morti RS = 35.5 Culv



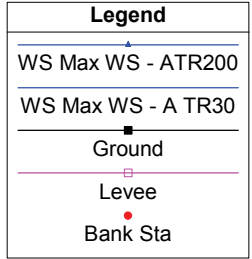
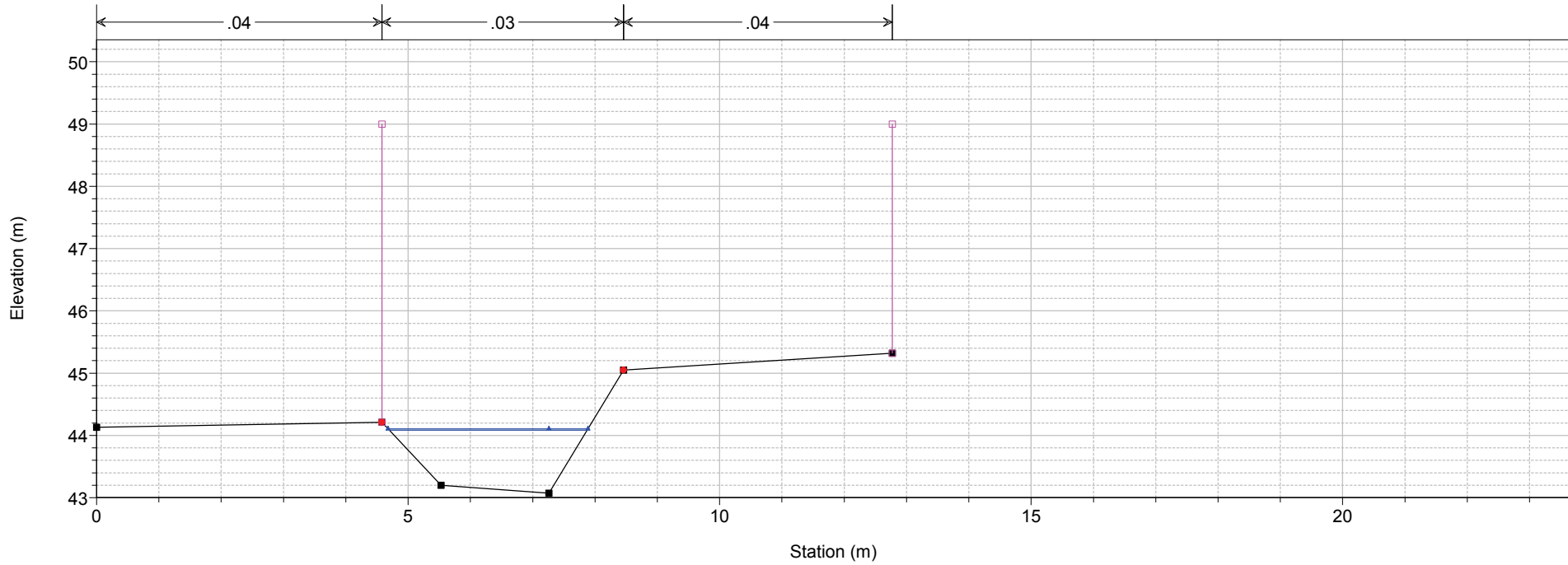
1) A TR30 2) ATR200

River = Fosso dei Morti Reach = Morti RS = 35.5 Culv



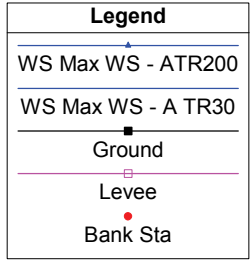
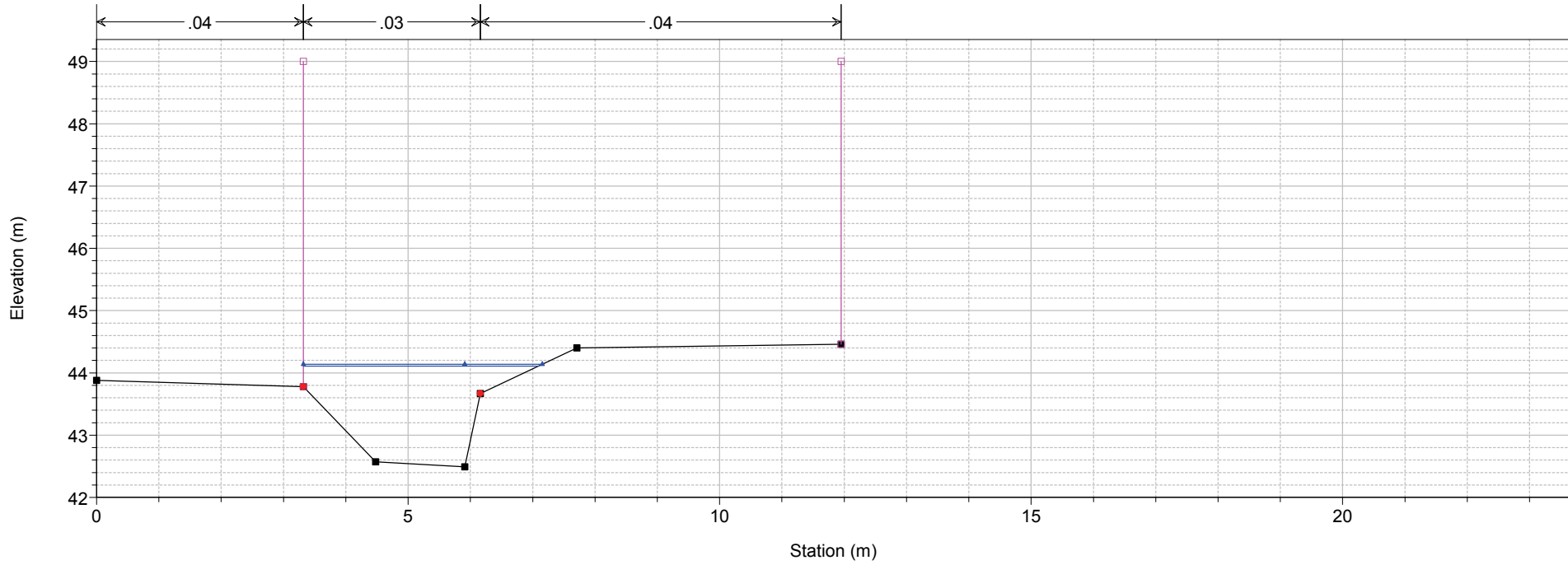
1) A TR30 2) ATR200

River = Fosso dei Morti Reach = Morti RS = 35 Sez. 6



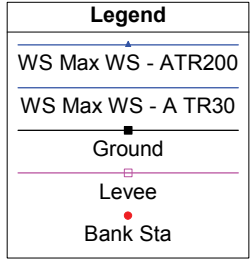
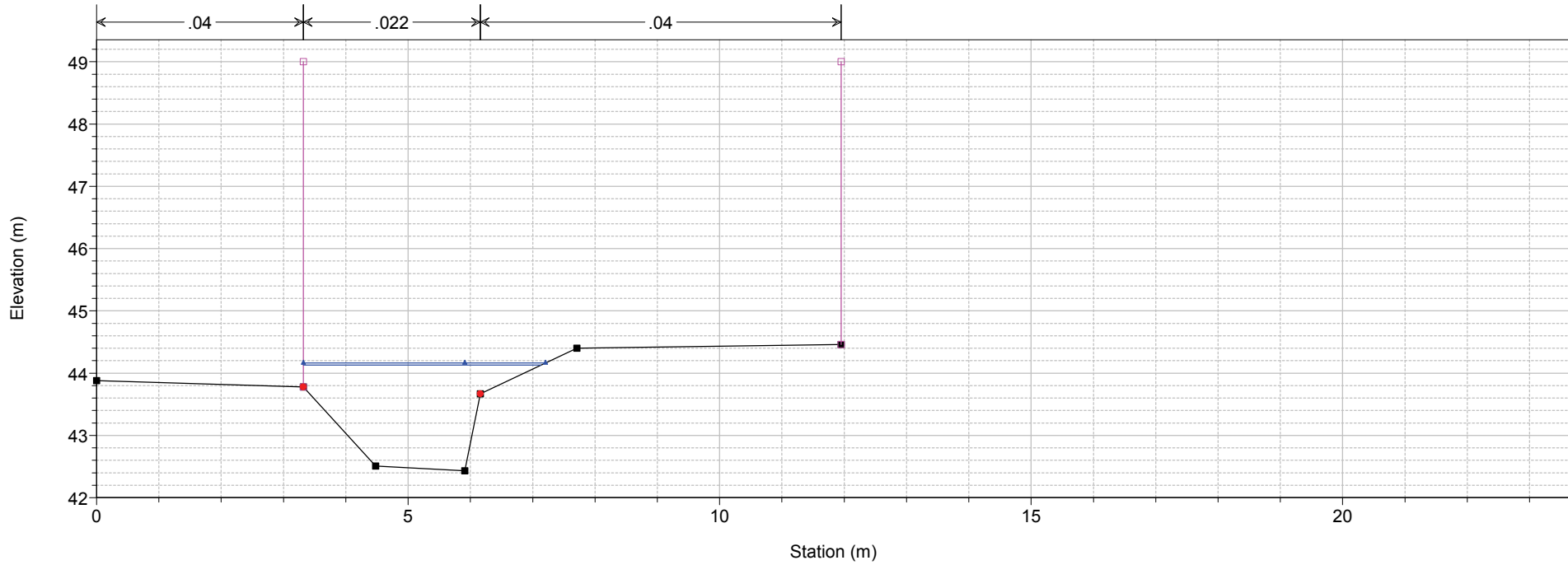
1) A TR30 2) ATR200

River = Fosso dei Morti Reach = Morti RS = 34 Sez. 7



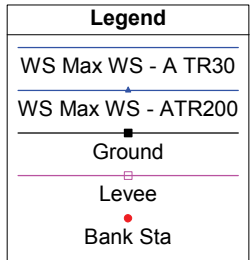
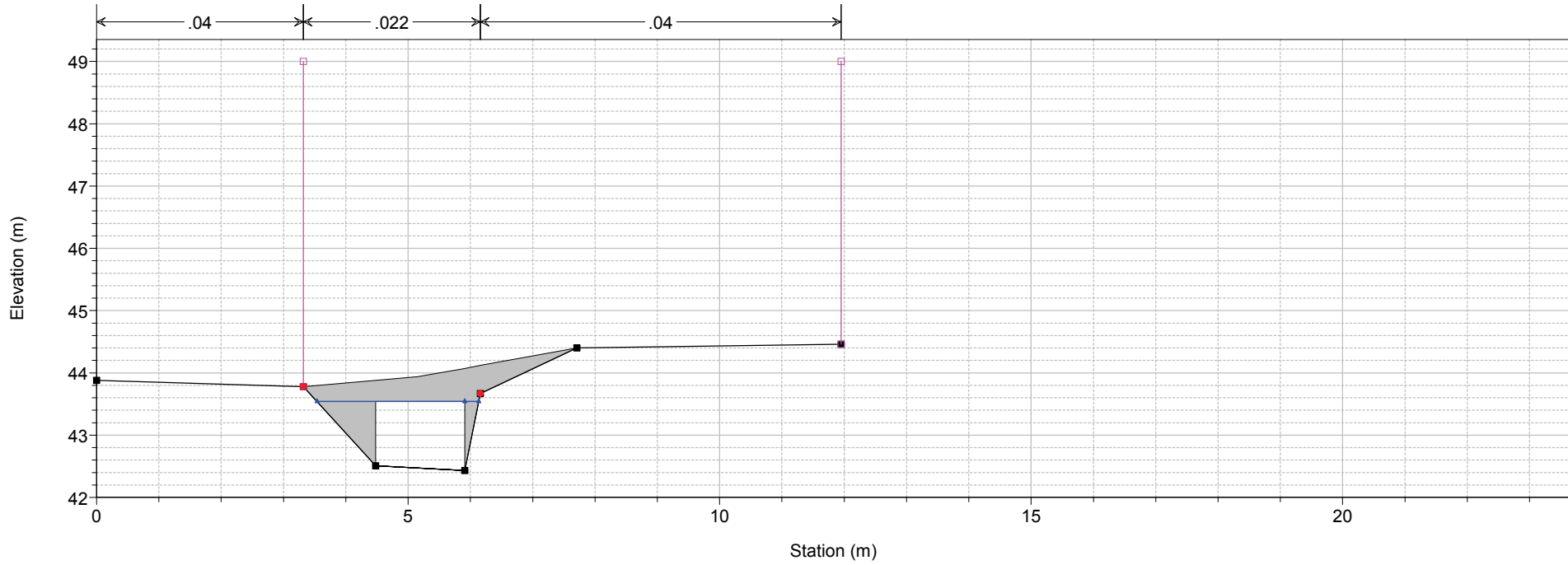
1) A TR30 2) ATR200

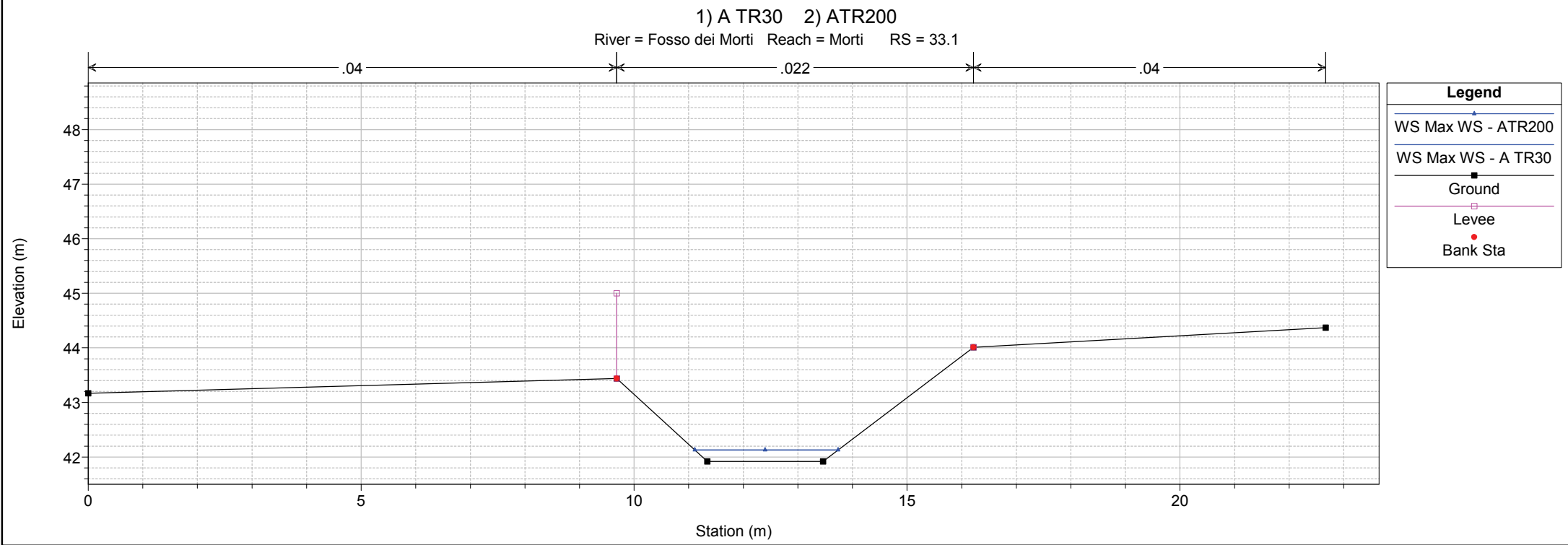
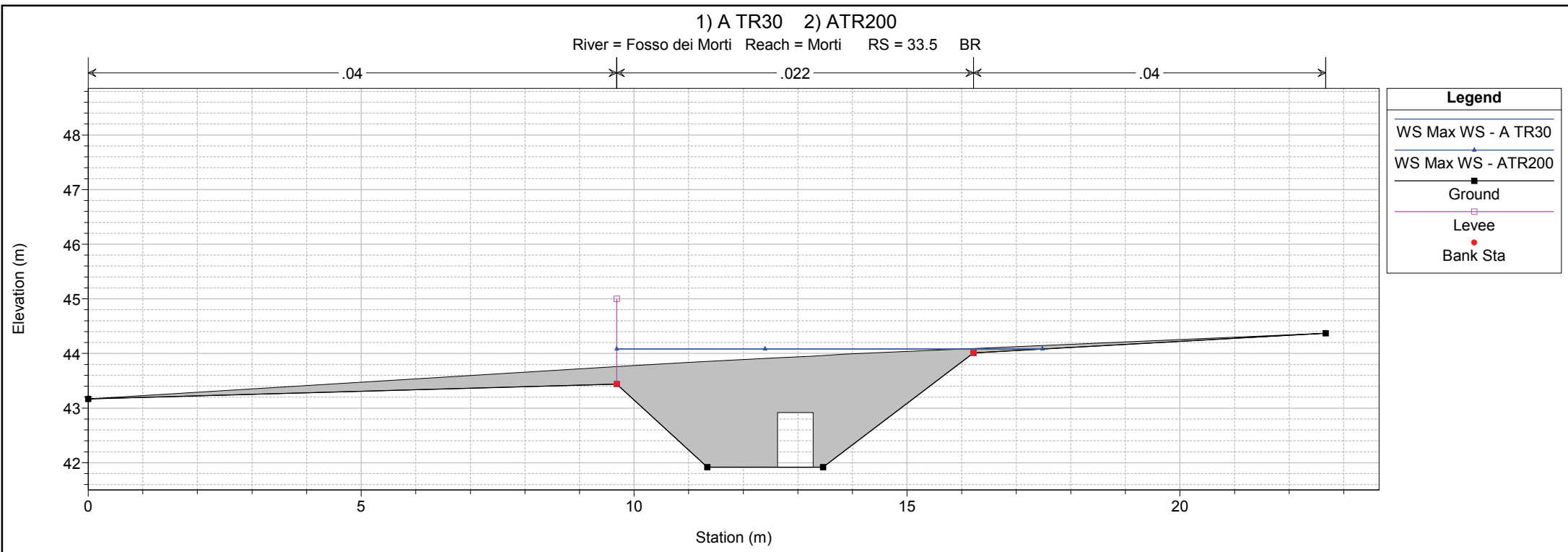
River = Fosso dei Morti Reach = Morti RS = 33.9



1) A TR30 2) ATR200

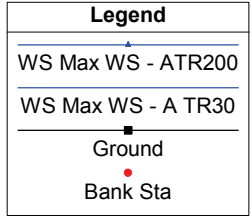
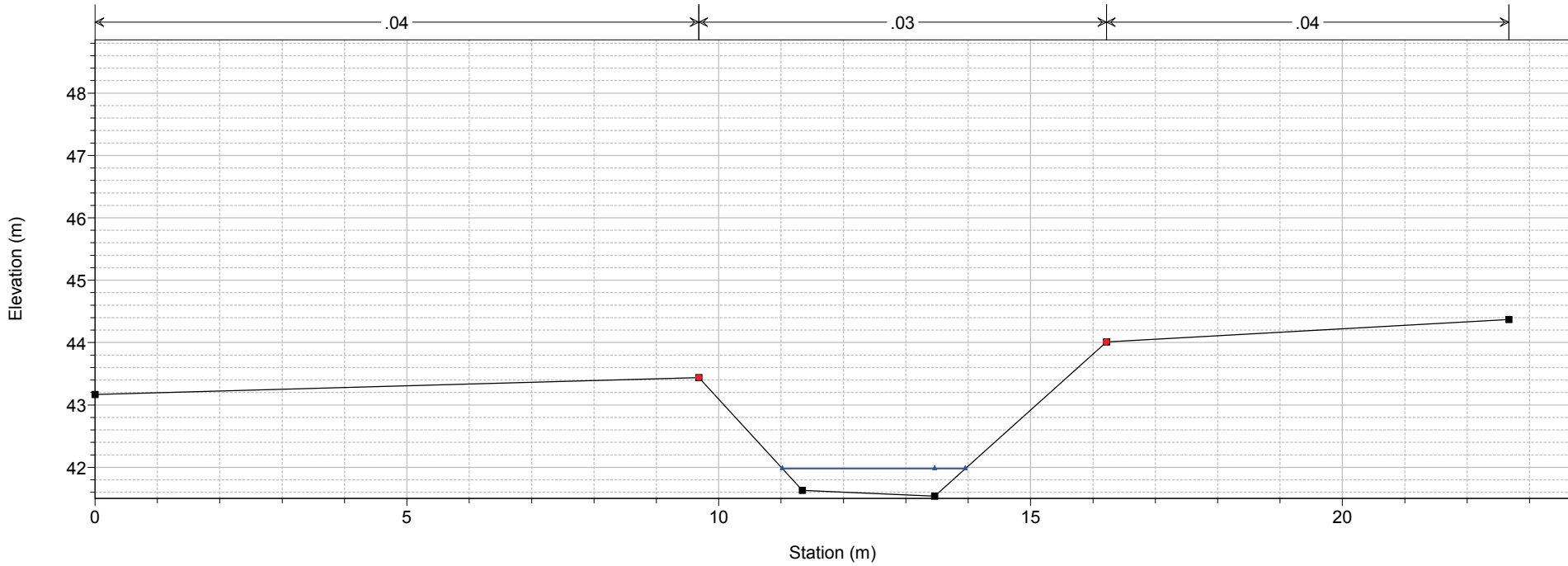
River = Fosso dei Morti Reach = Morti RS = 33.5 BR





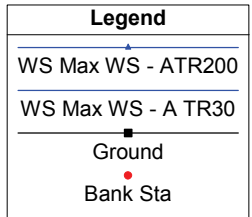
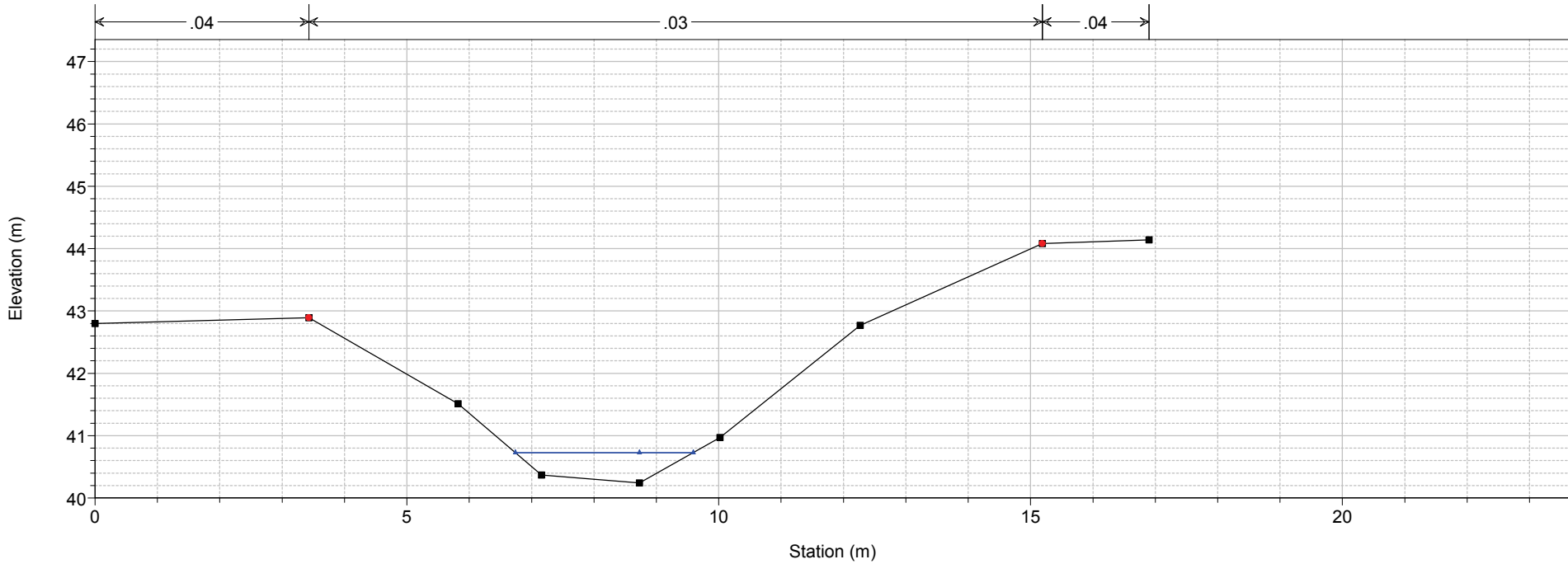
1) A TR30 2) ATR200

River = Fosso dei Morti Reach = Morti RS = 33 Sez. 8

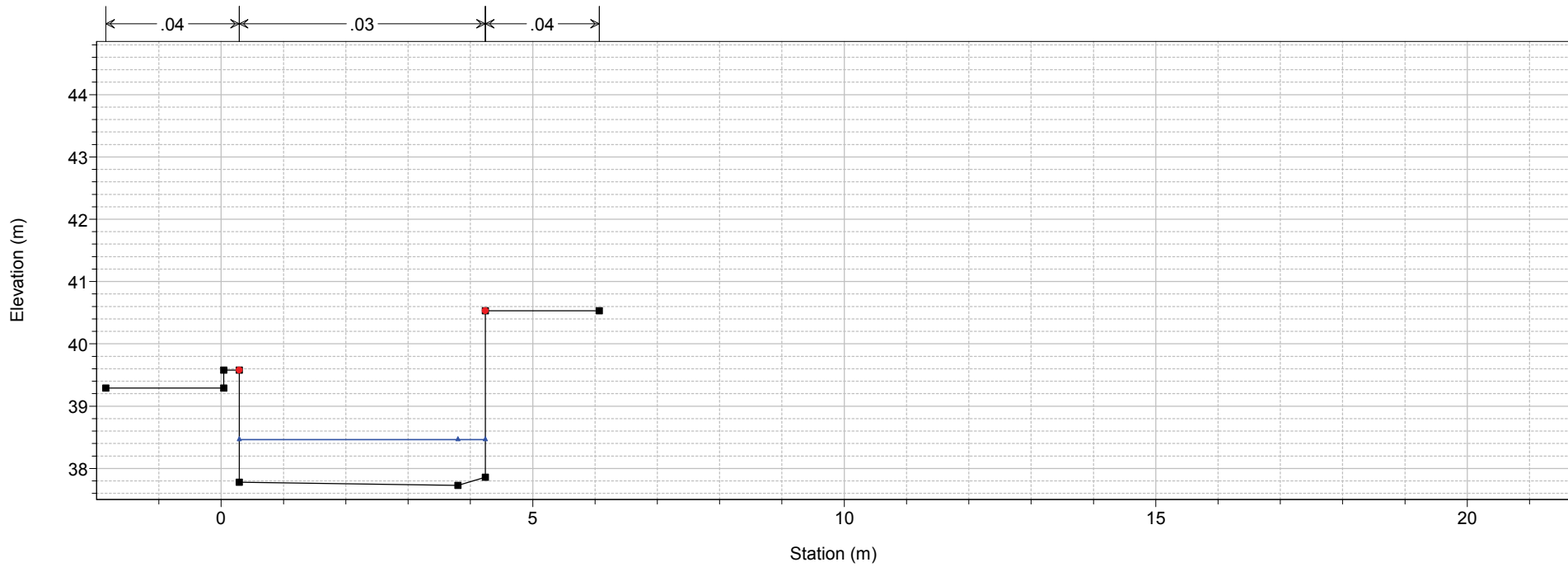


1) A TR30 2) ATR200

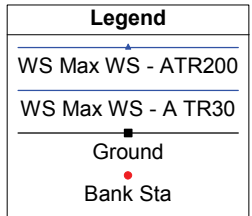
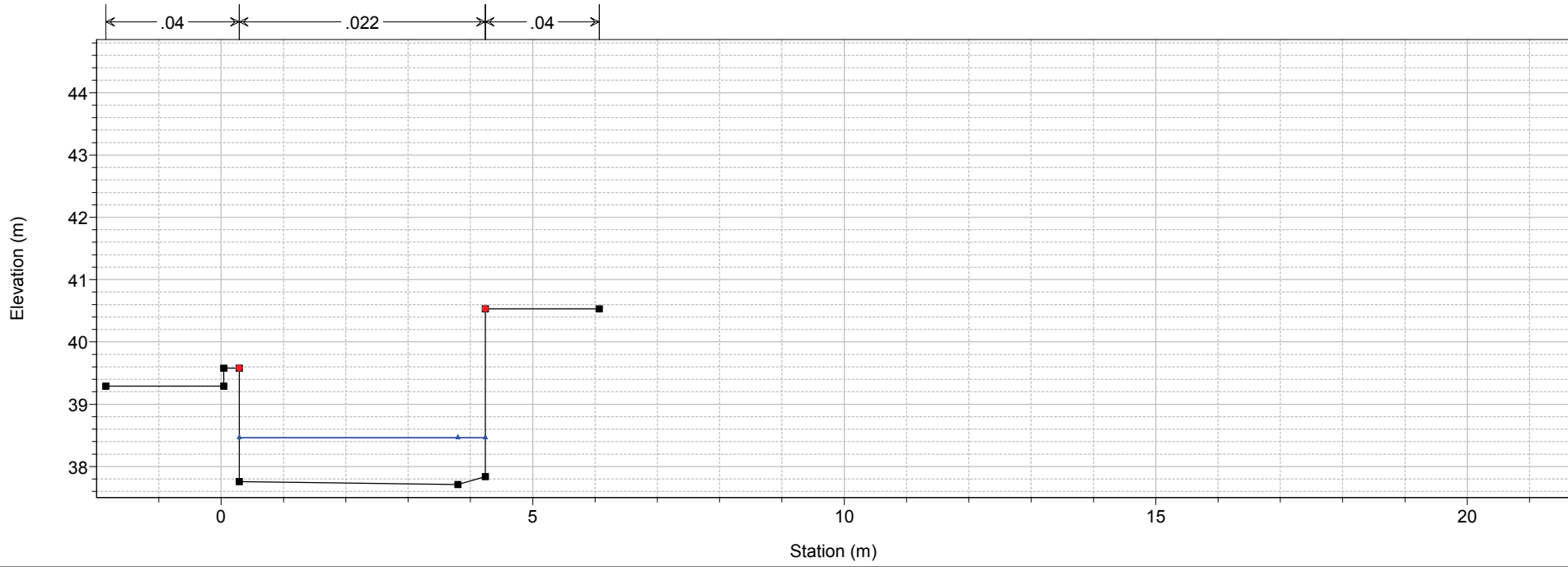
River = Fosso dei Morti Reach = Morti RS = 32 Sez. 9



1) A TR30 2) ATR200
River = Fosso dei Morti Reach = Morti RS = 31 Sez. 10

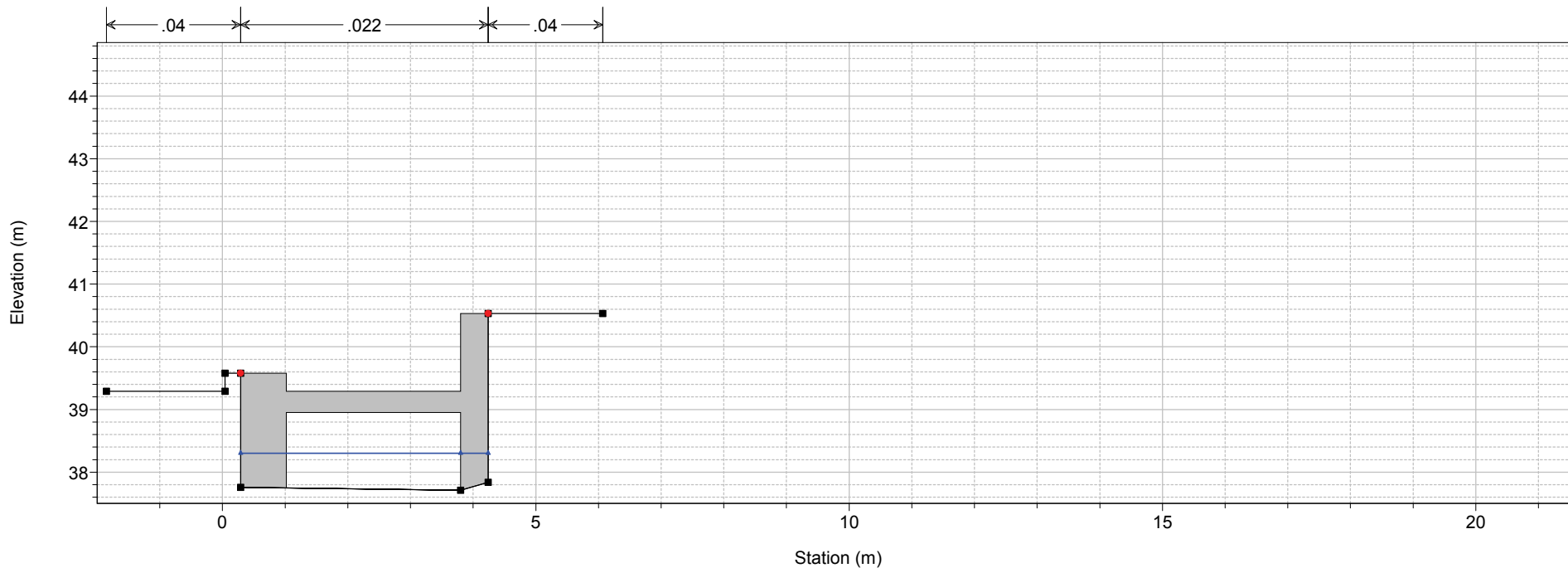


1) A TR30 2) ATR200
River = Fosso dei Morti Reach = Morti RS = 30.9



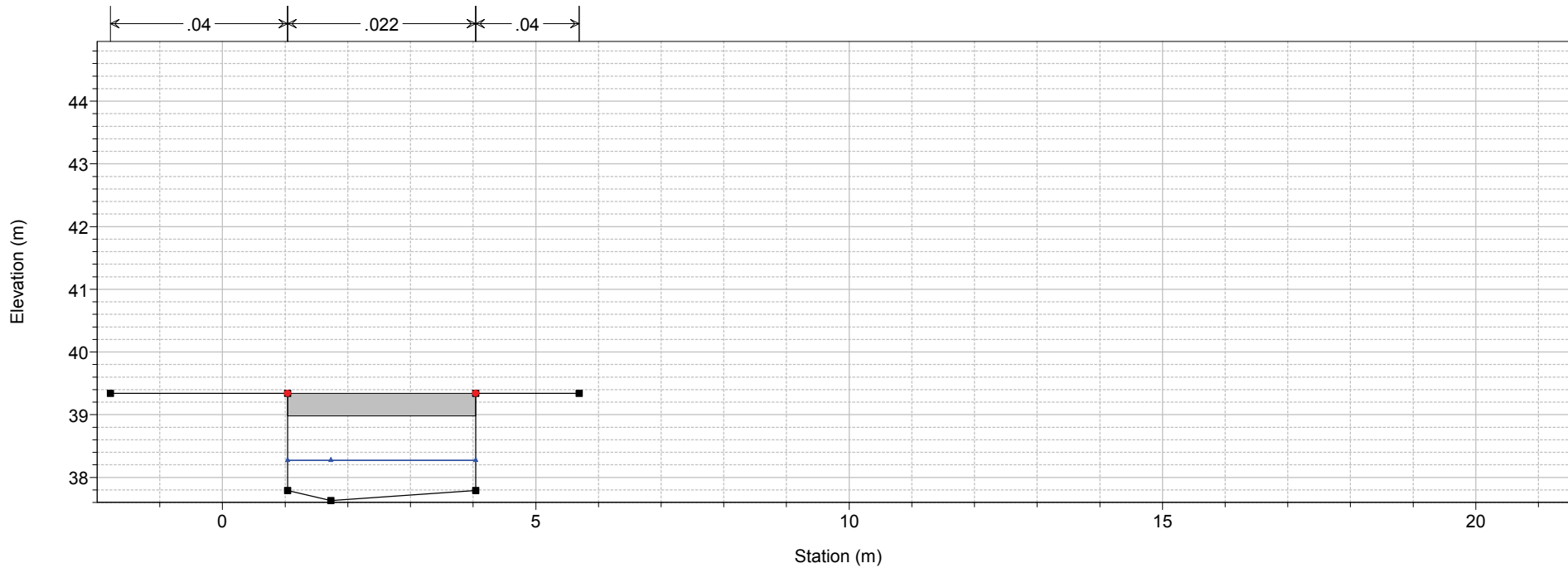
1) A TR30 2) ATR200

River = Fosso dei Morti Reach = Morti RS = 30.5 BR

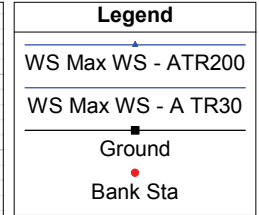
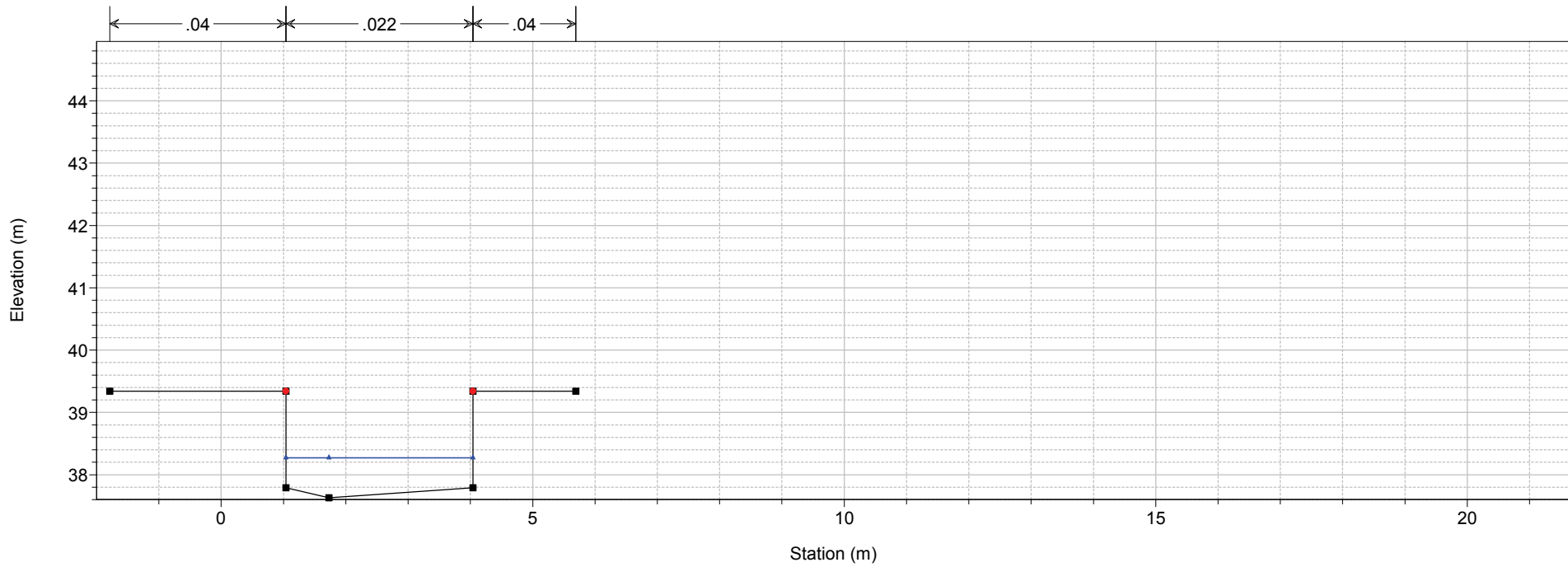


1) A TR30 2) ATR200

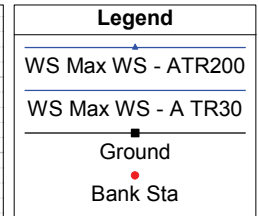
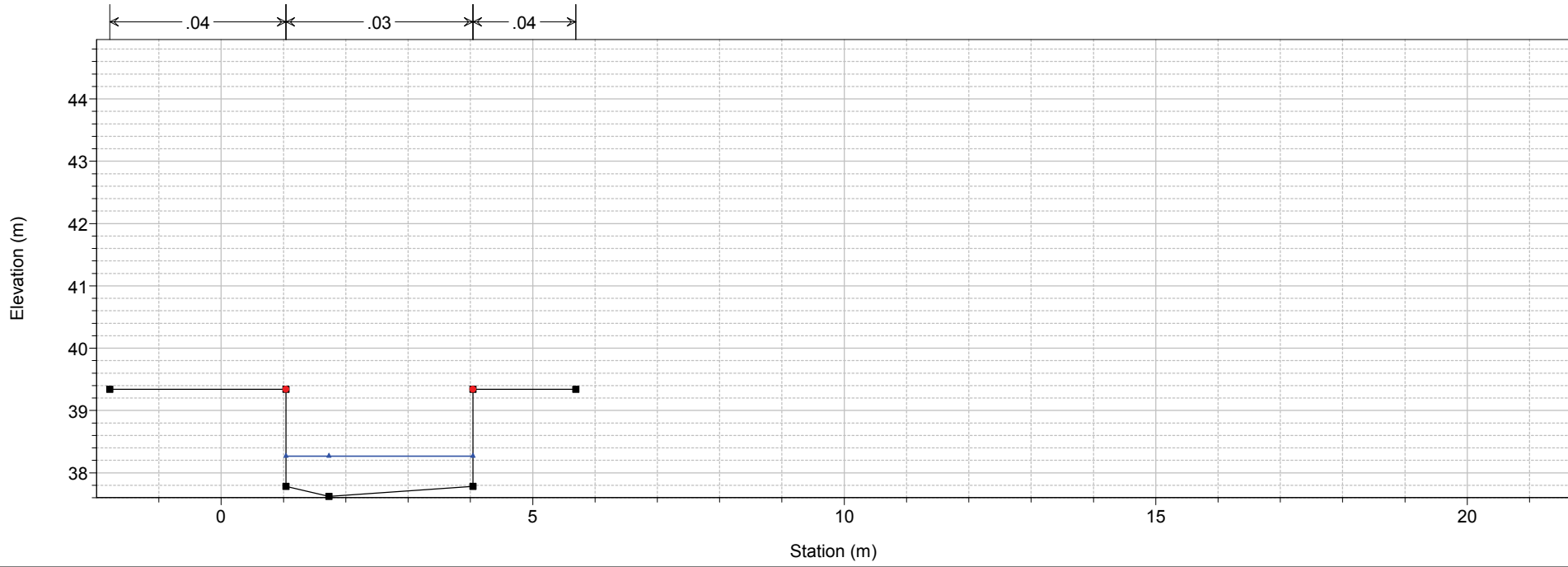
River = Fosso dei Morti Reach = Morti RS = 30.5 BR



1) A TR30 2) ATR200
 River = Fosso dei Morti Reach = Morti RS = 30.1 Sez. 11



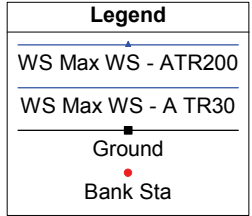
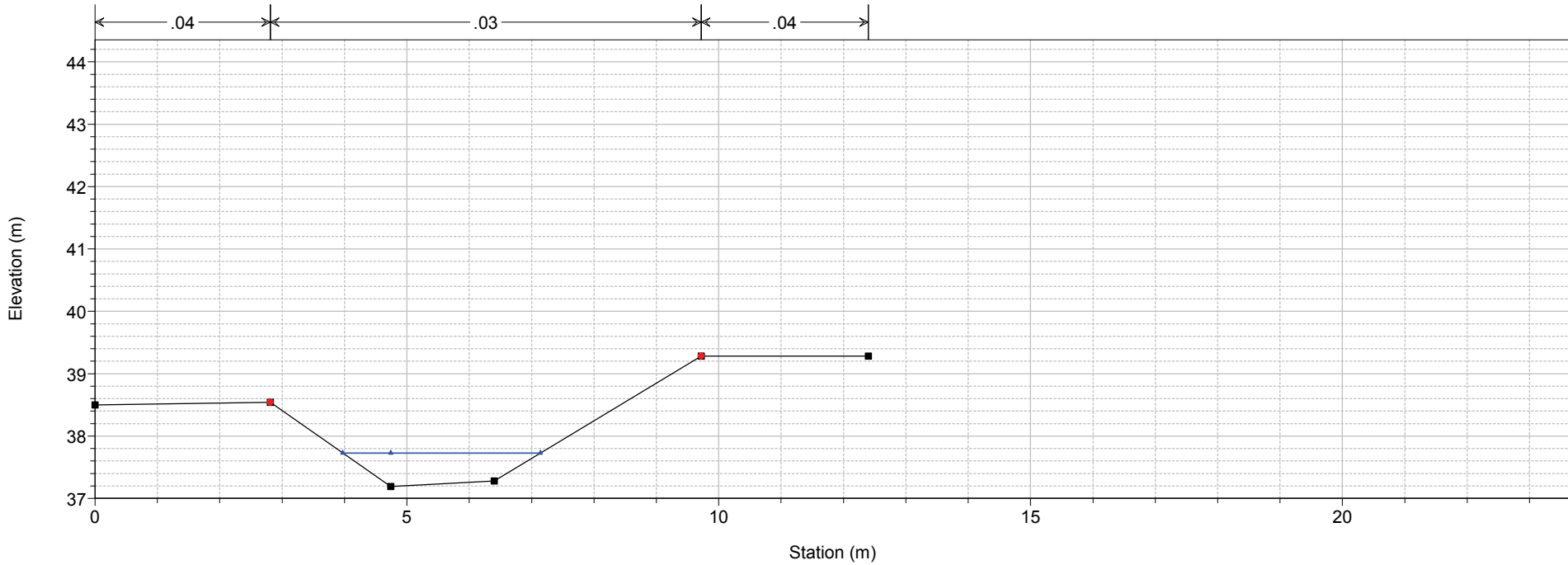
1) A TR30 2) ATR200
 River = Fosso dei Morti Reach = Morti RS = 30 Sez. 11



1 cm Horiz. = 1 m 1 cm Vert. = 1 m

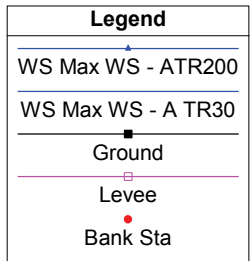
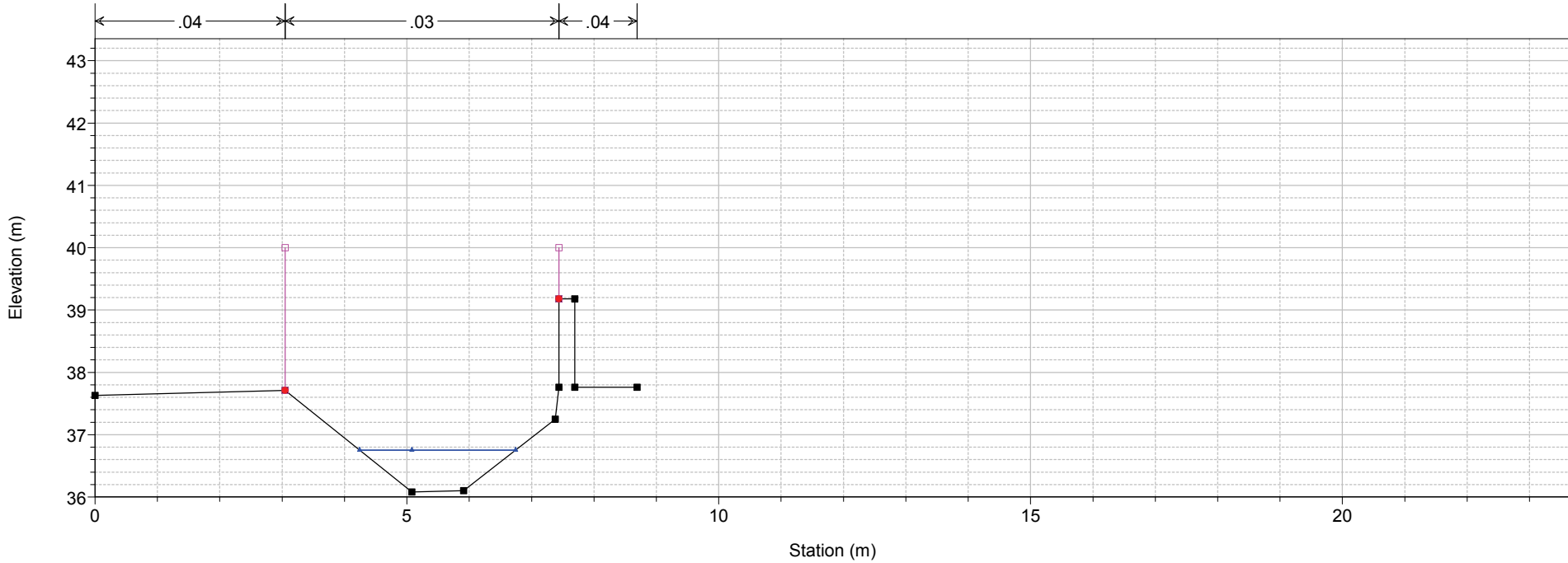
1) A TR30 2) ATR200

River = Fosso dei Morti Reach = Morti RS = 29 Sez. 12

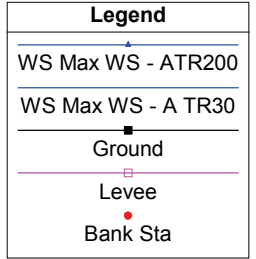
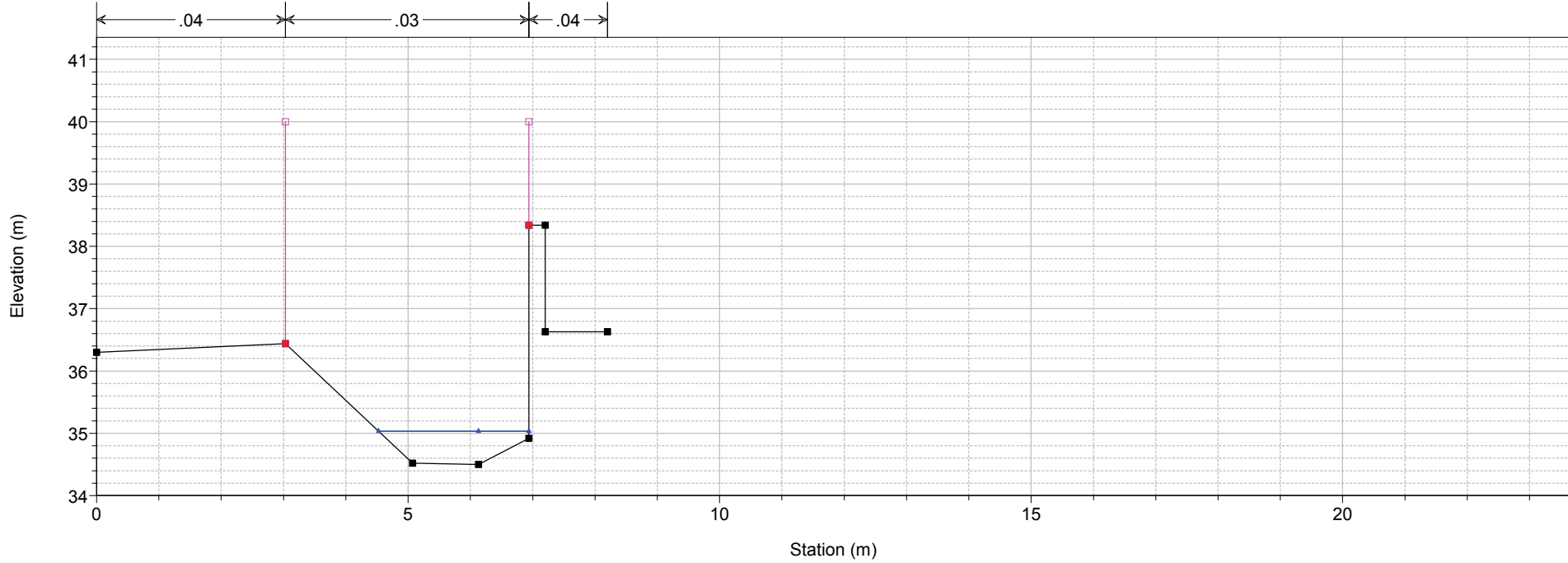


1) A TR30 2) ATR200

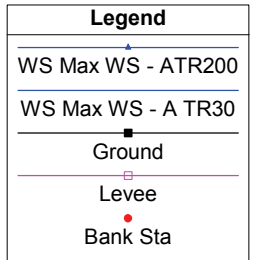
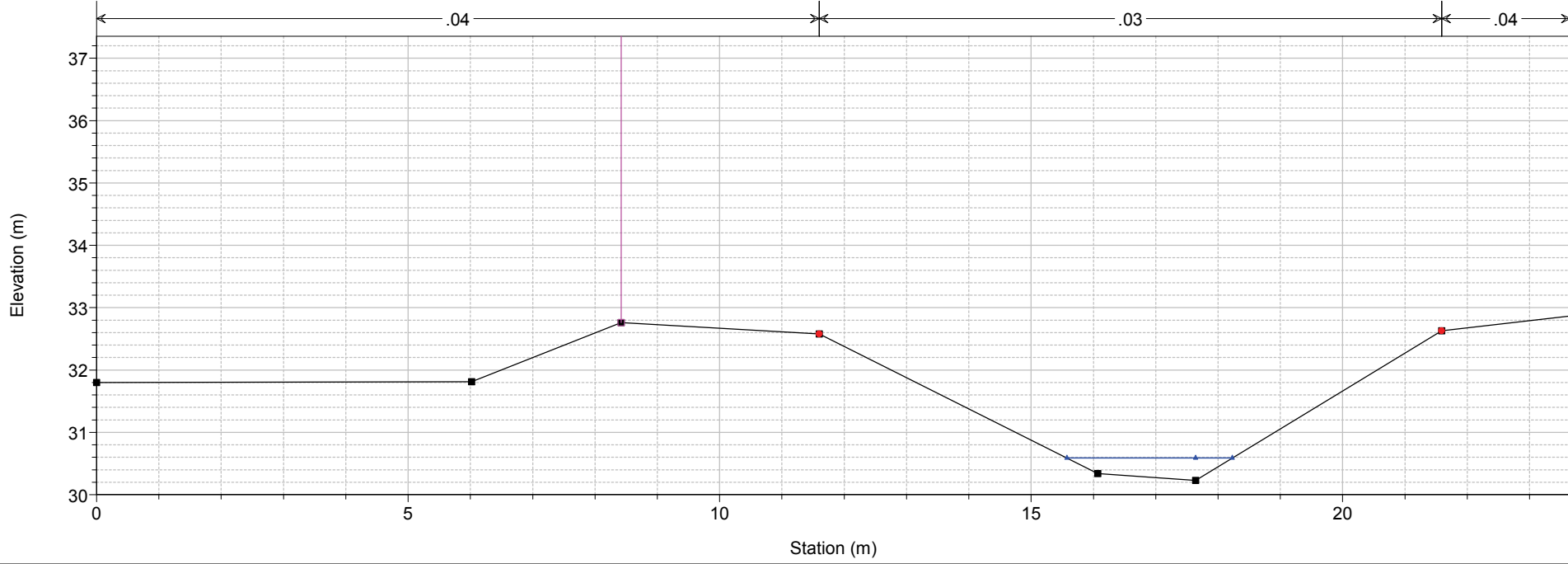
River = Fosso dei Morti Reach = Morti RS = 28 Sez. 13



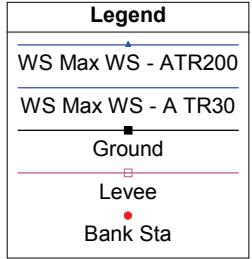
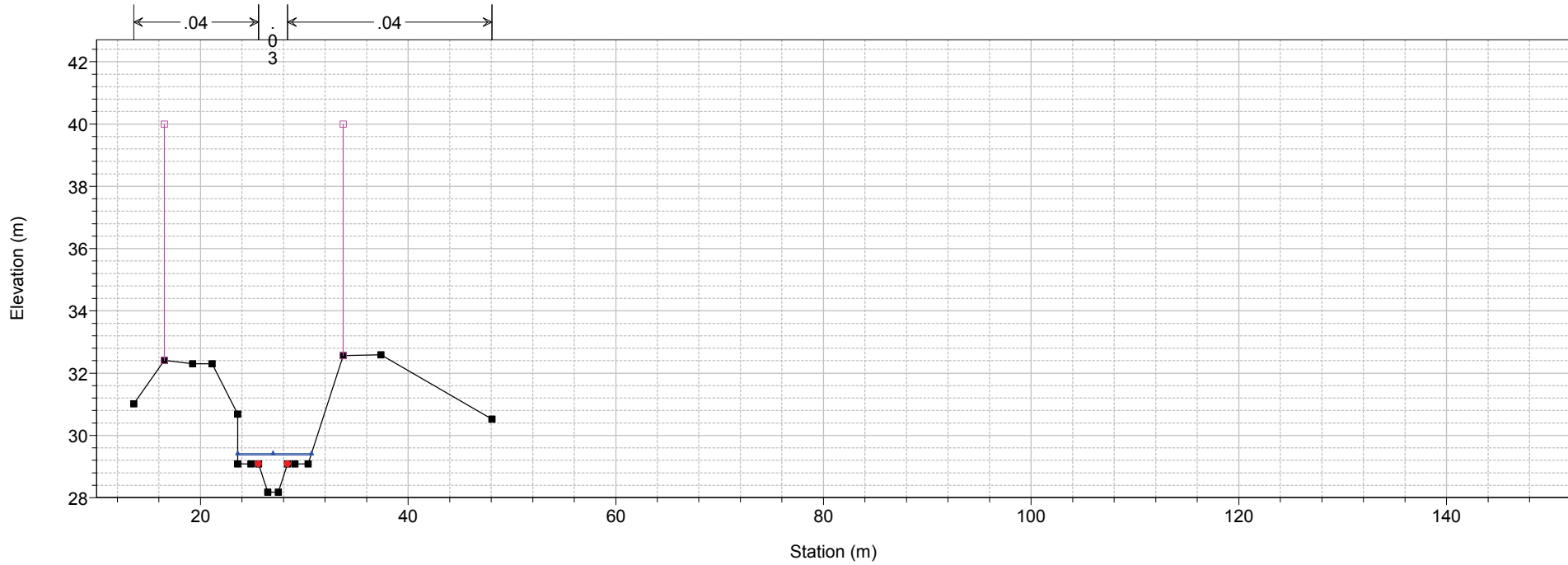
1) A TR30 2) ATR200
 River = Fosso dei Morti Reach = Morti RS = 27 Sez. 14



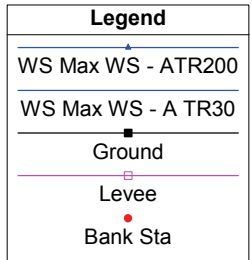
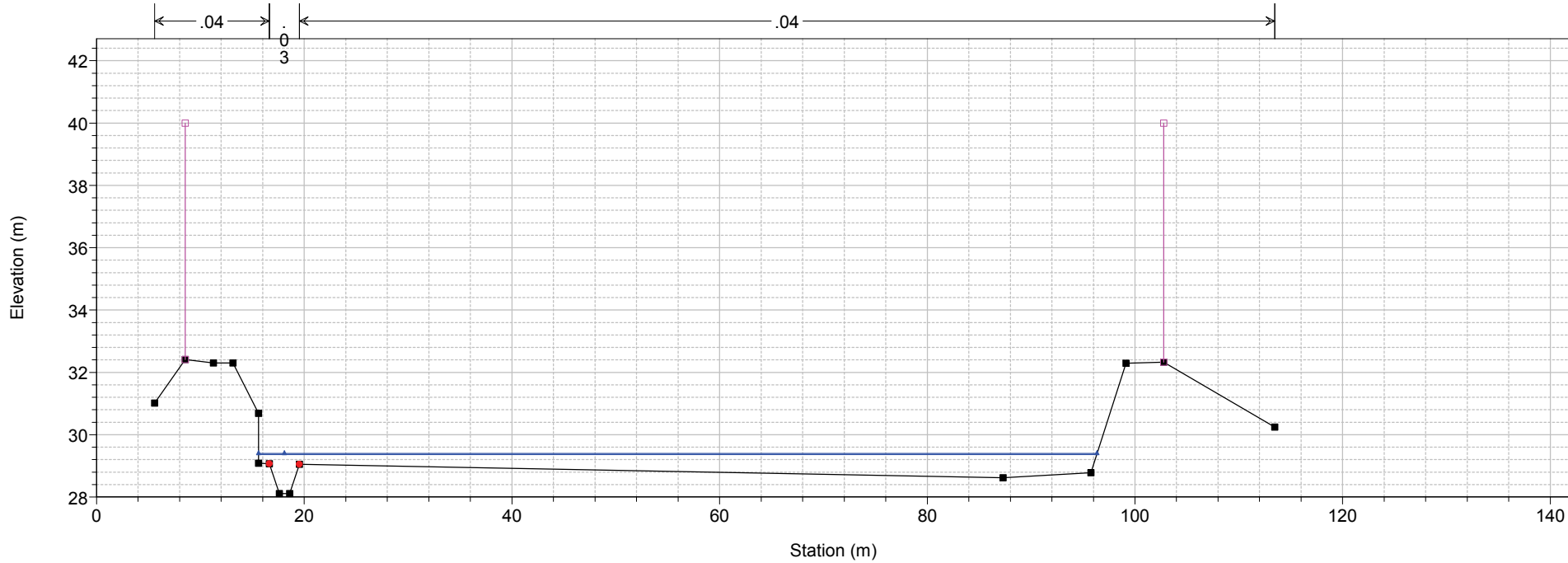
1) A TR30 2) ATR200
 River = Fosso dei Morti Reach = Morti RS = 26 Sez. 15



1) A TR30 2) ATR200
 River = Fosso dei Morti Reach = Morti RS = 25.5 Sez. esp1

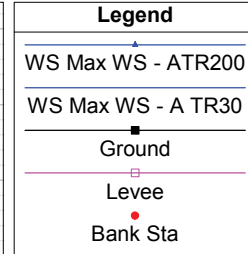
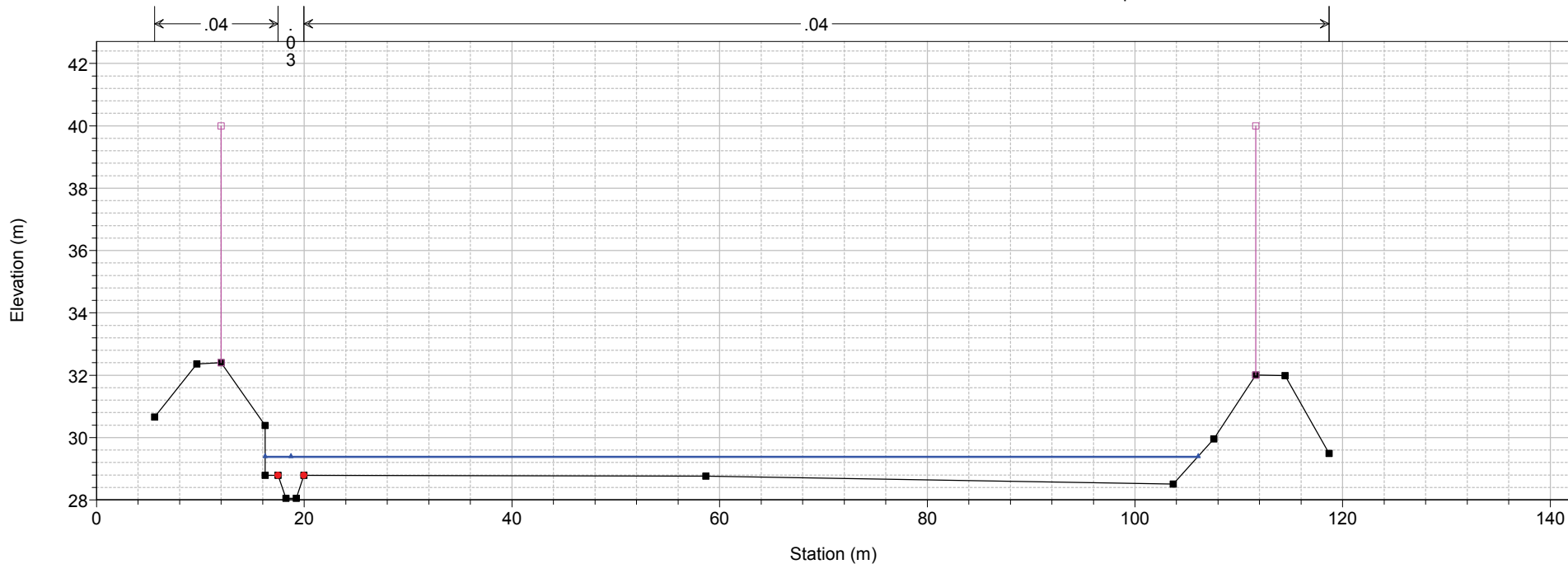


1) A TR30 2) ATR200
 River = Fosso dei Morti Reach = Morti RS = 25 Sez. esp1

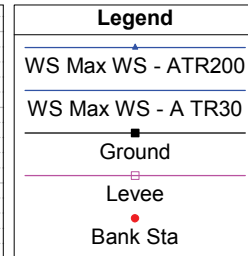
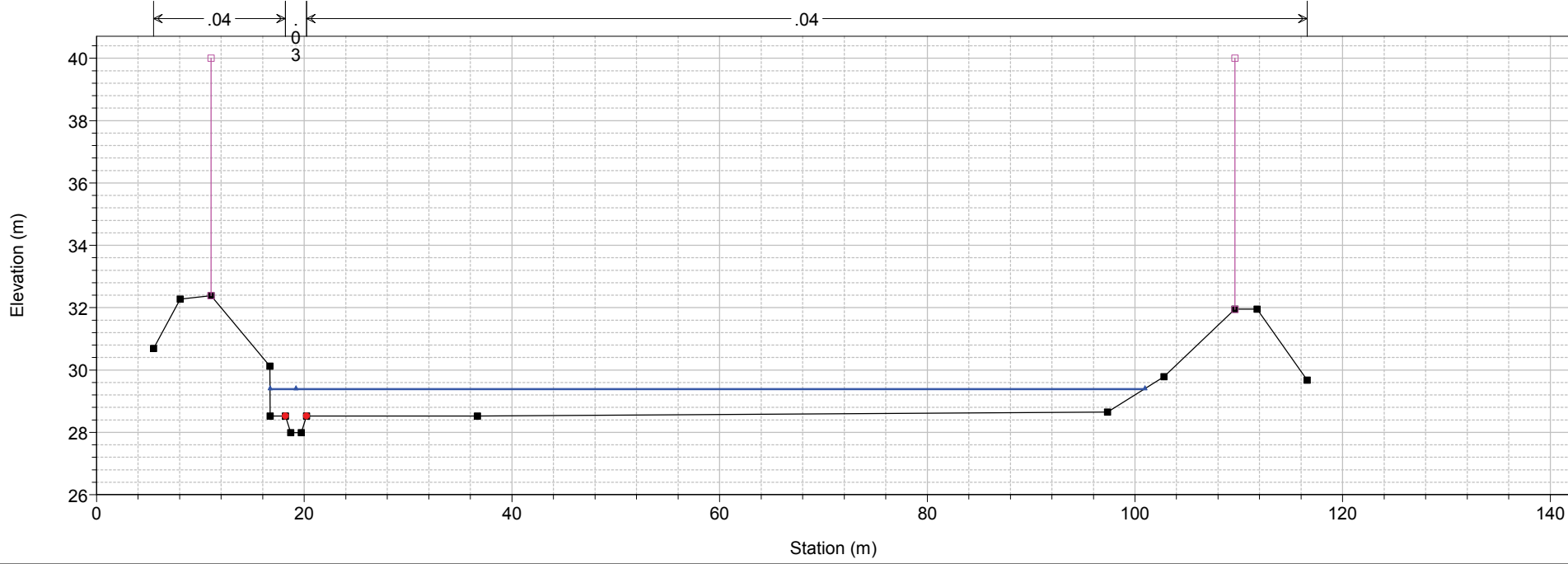


1 cm Horiz. = 6 m 1 cm Vert. = 2 m

1) A TR30 2) ATR200
 River = Fosso dei Morti Reach = Morti RS = 24 Sez. esp2

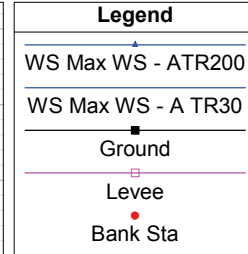
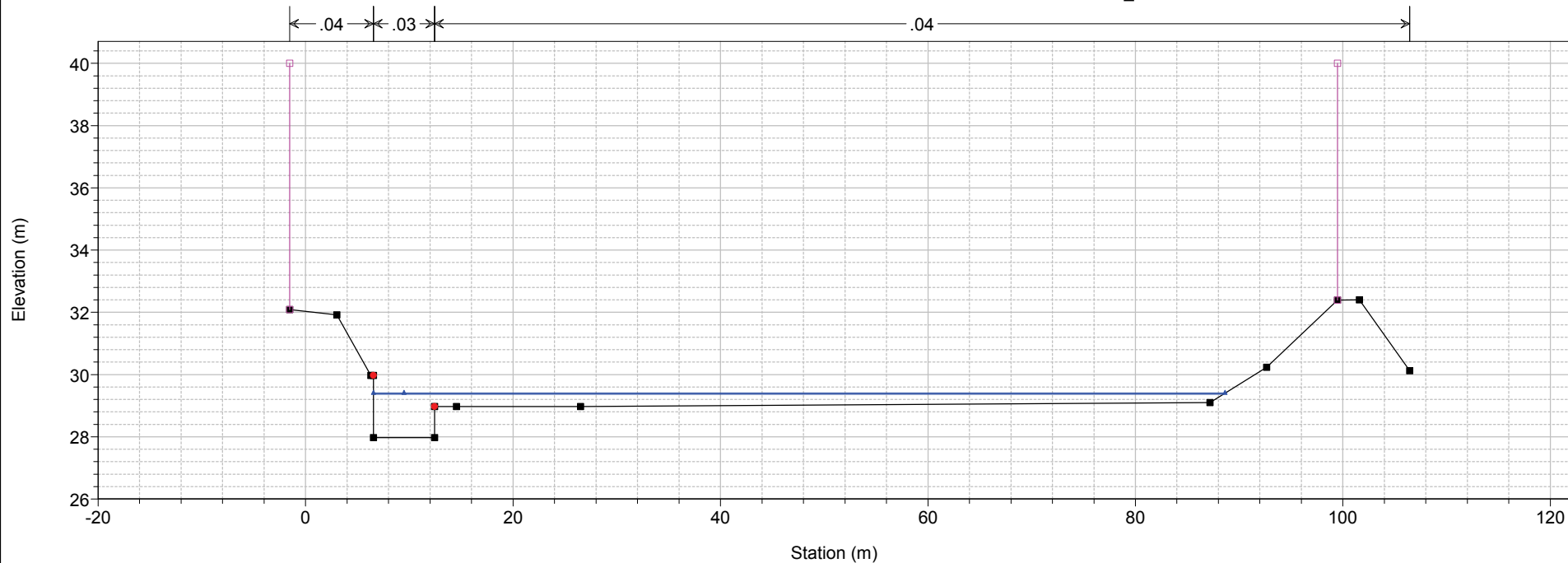


1) A TR30 2) ATR200
 River = Fosso dei Morti Reach = Morti RS = 23 Sez. esp3

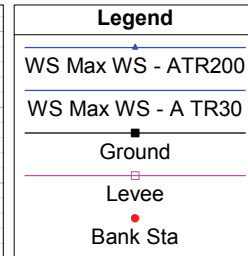
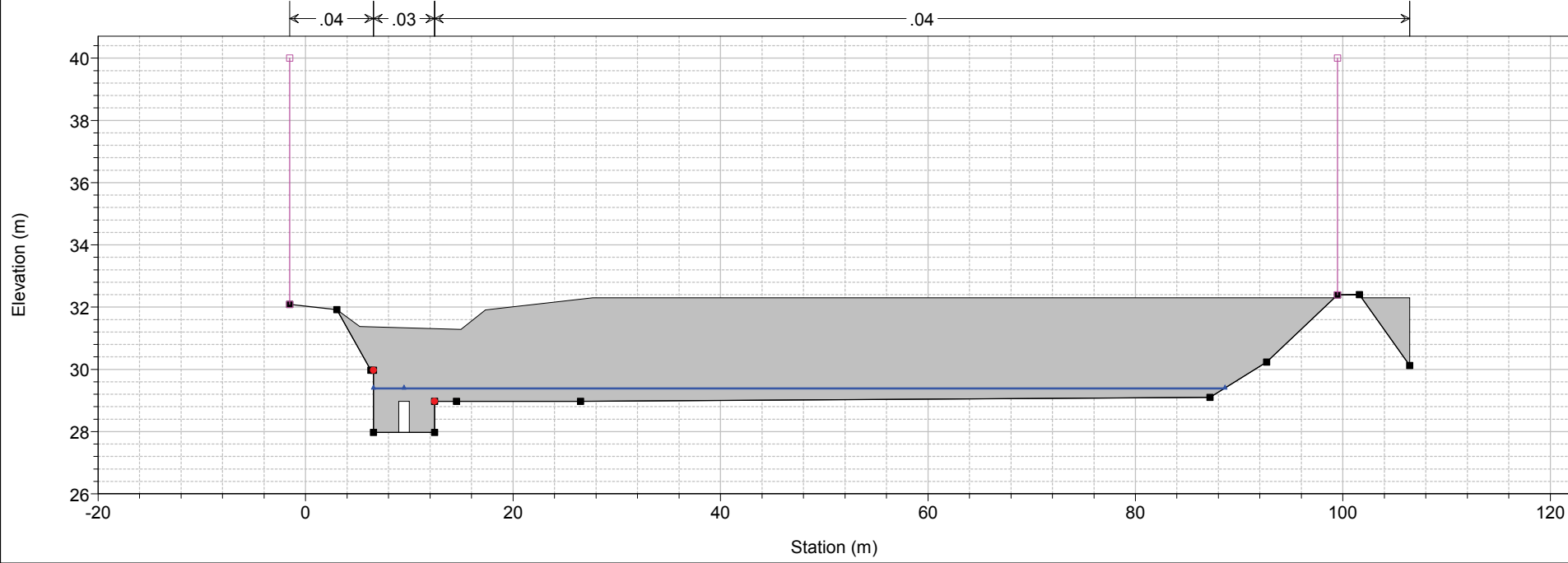


1 cm Horiz. = 6 m 1 cm Vert. = 2 m

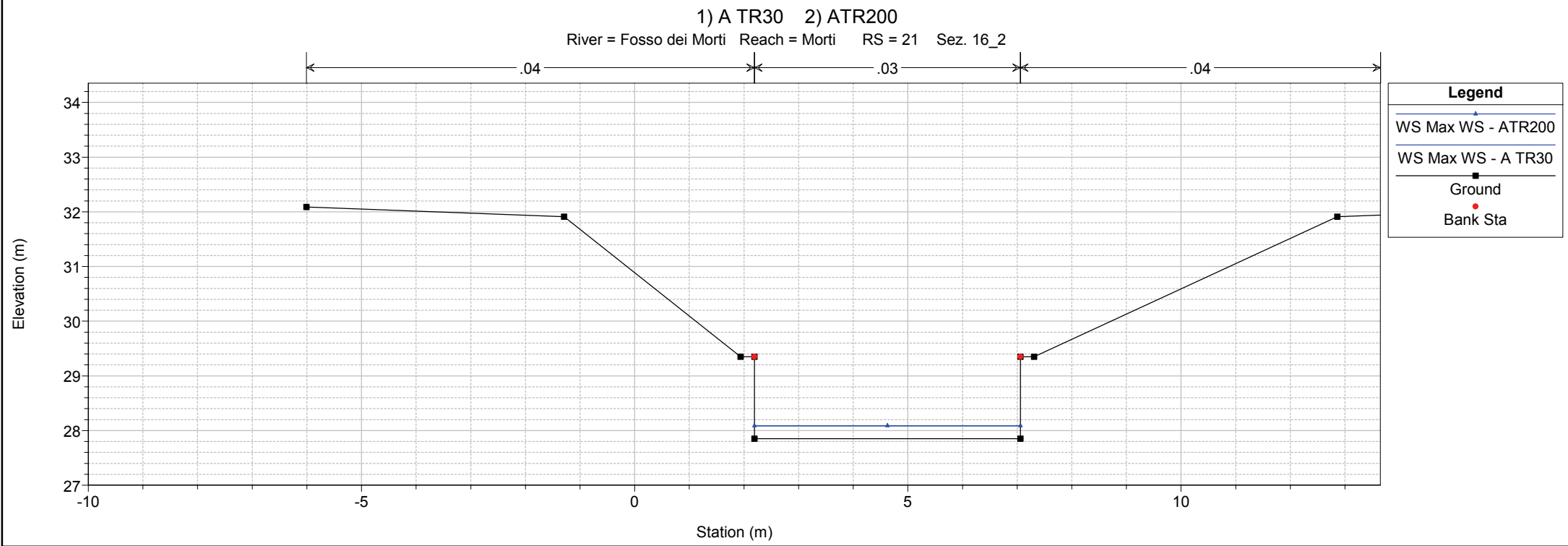
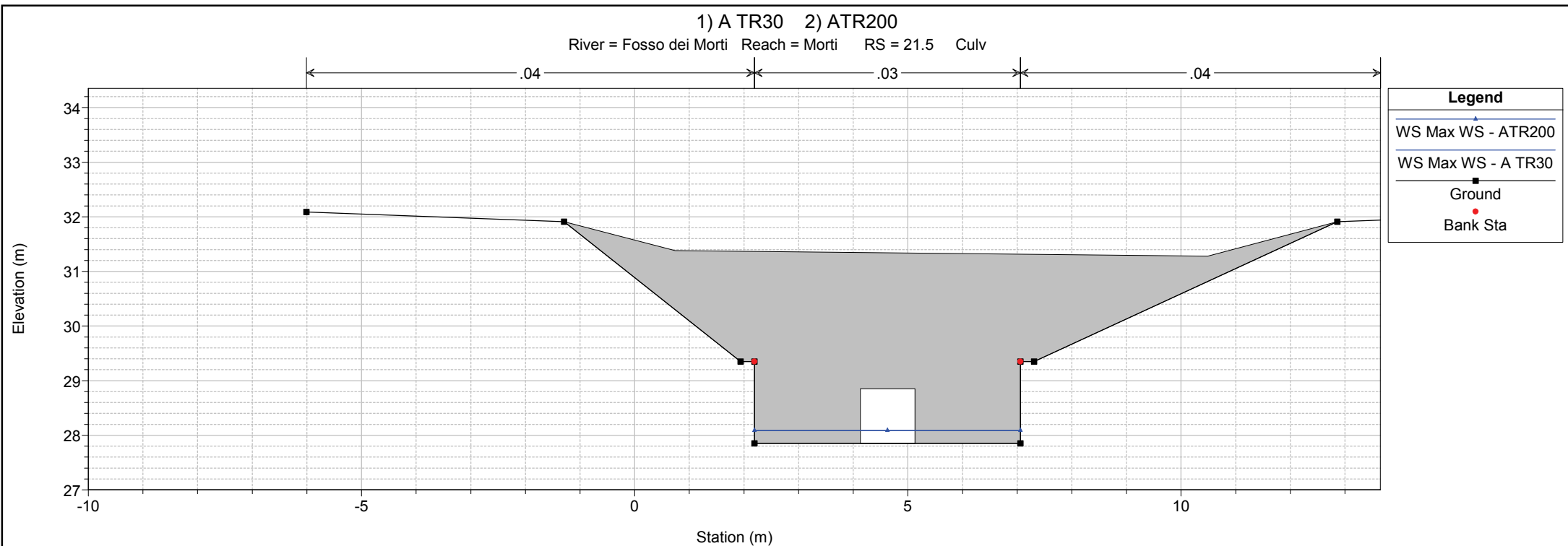
1) A TR30 2) ATR200
 River = Fosso dei Morti Reach = Morti RS = 22 Sez. 16_1

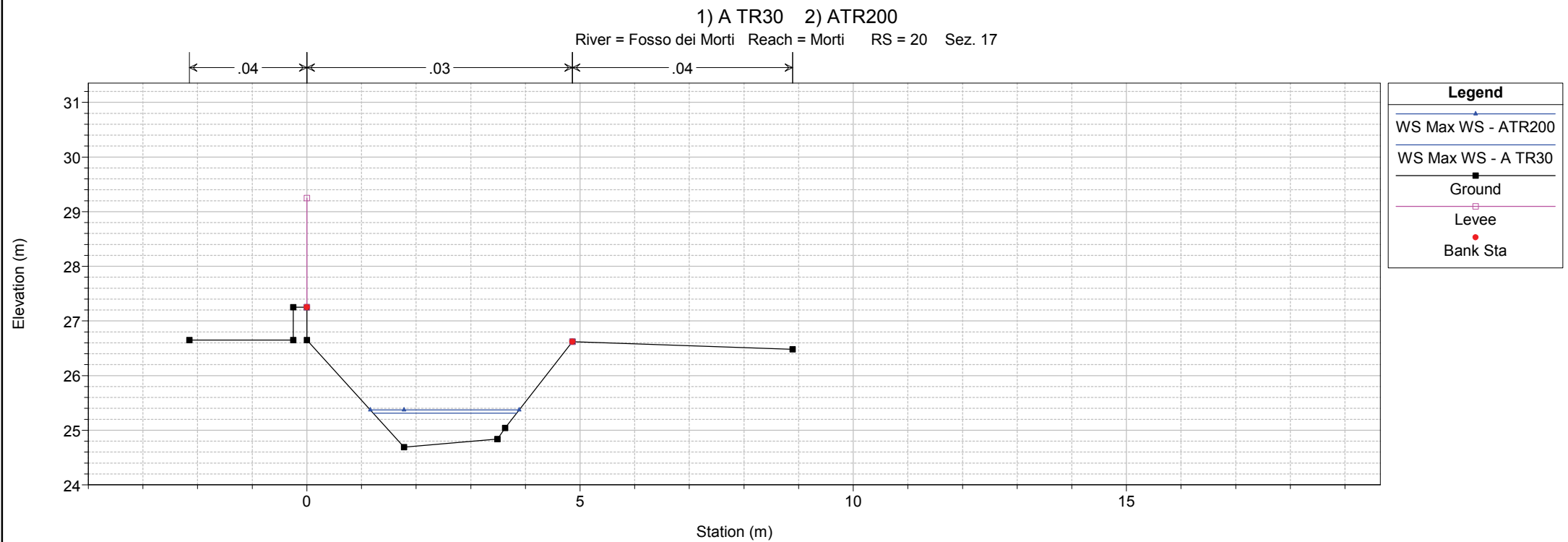
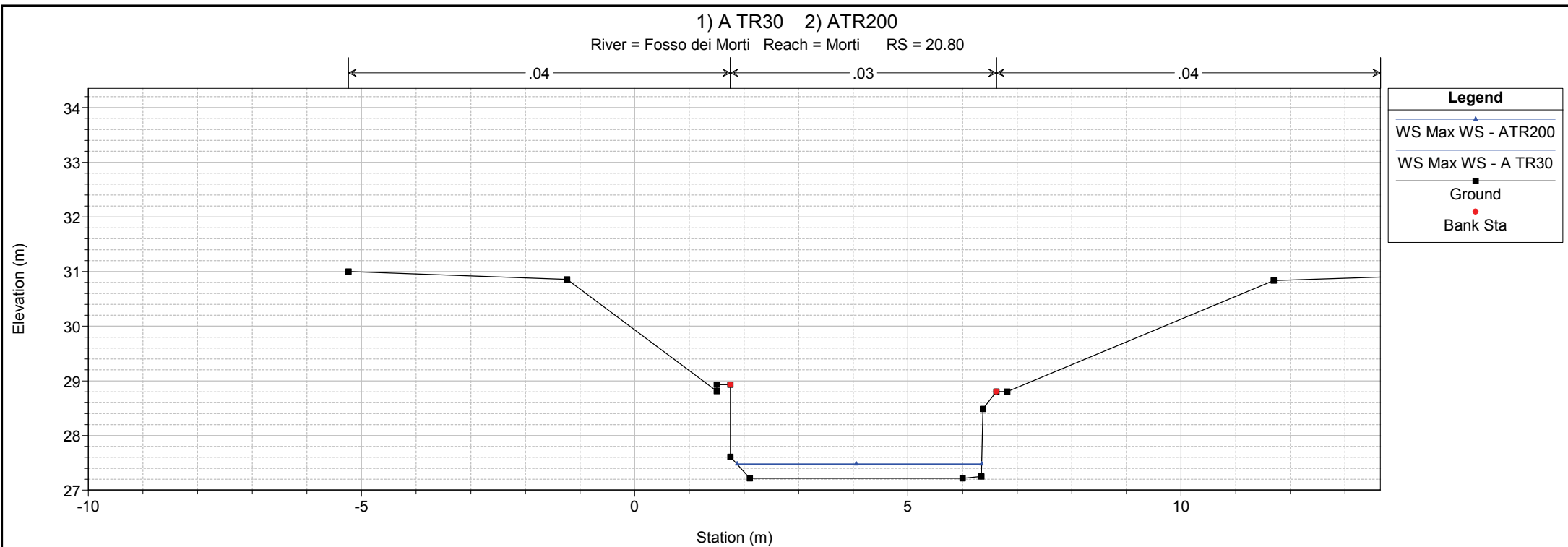


1) A TR30 2) ATR200
 River = Fosso dei Morti Reach = Morti RS = 21.5 Culv



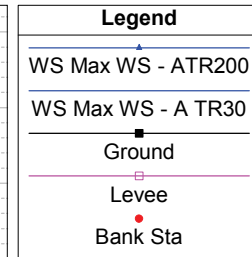
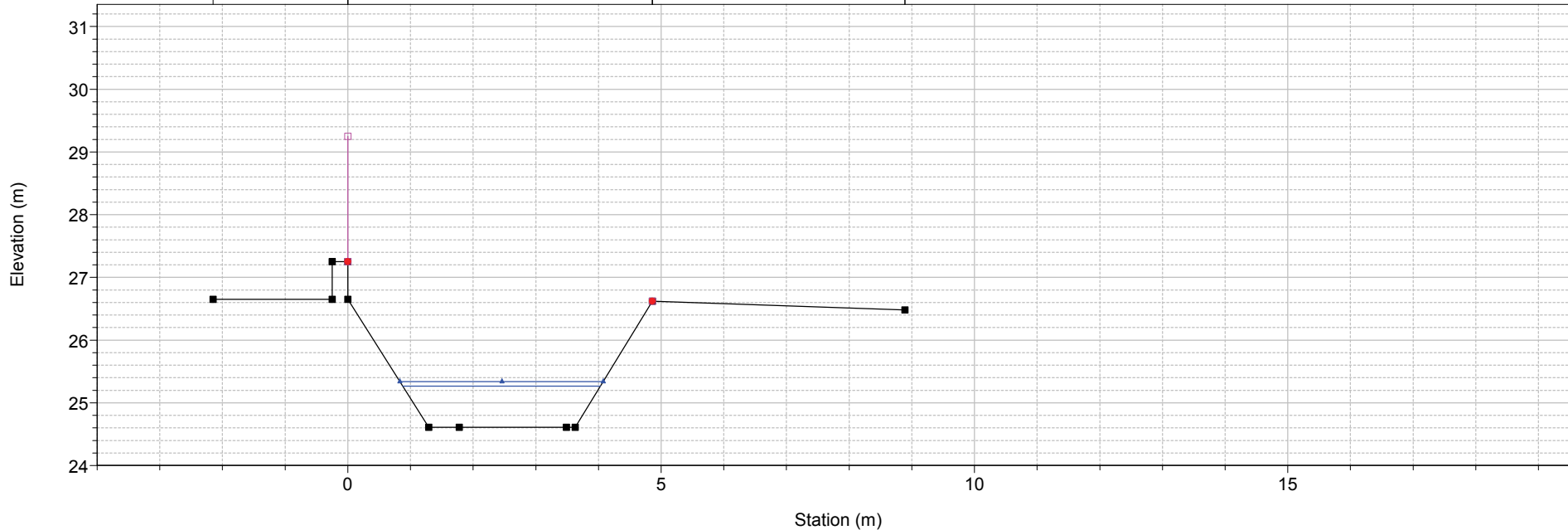
1 cm Horiz. = 6 m 1 cm Vert. = 2 m





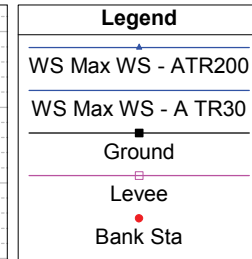
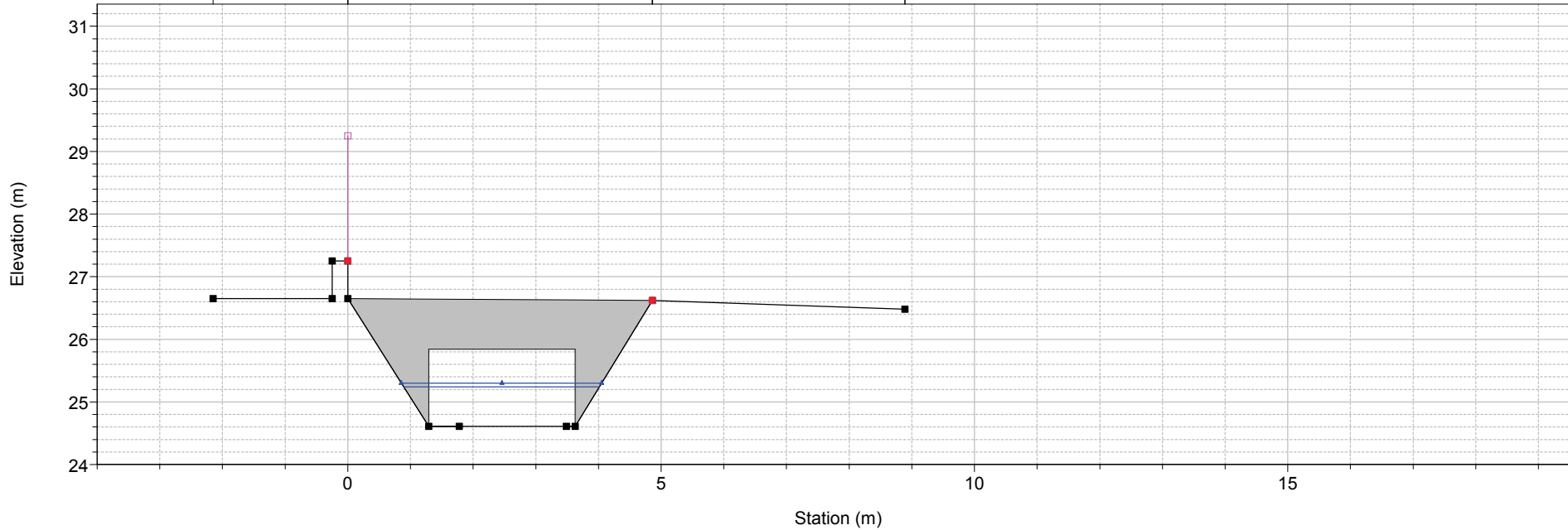

1) A TR30 2) ATR200

River = Fosso dei Morti Reach = Morti RS = 19.9



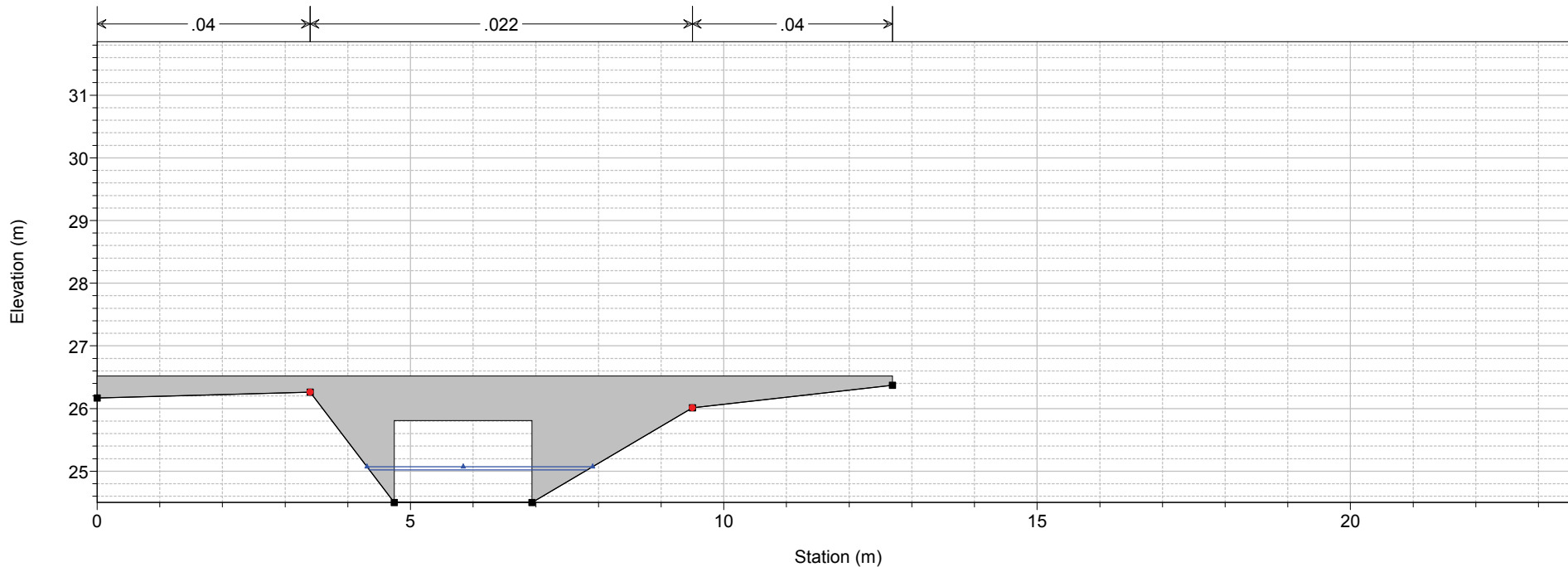
1) A TR30 2) ATR200

River = Fosso dei Morti Reach = Morti RS = 19.5 BR



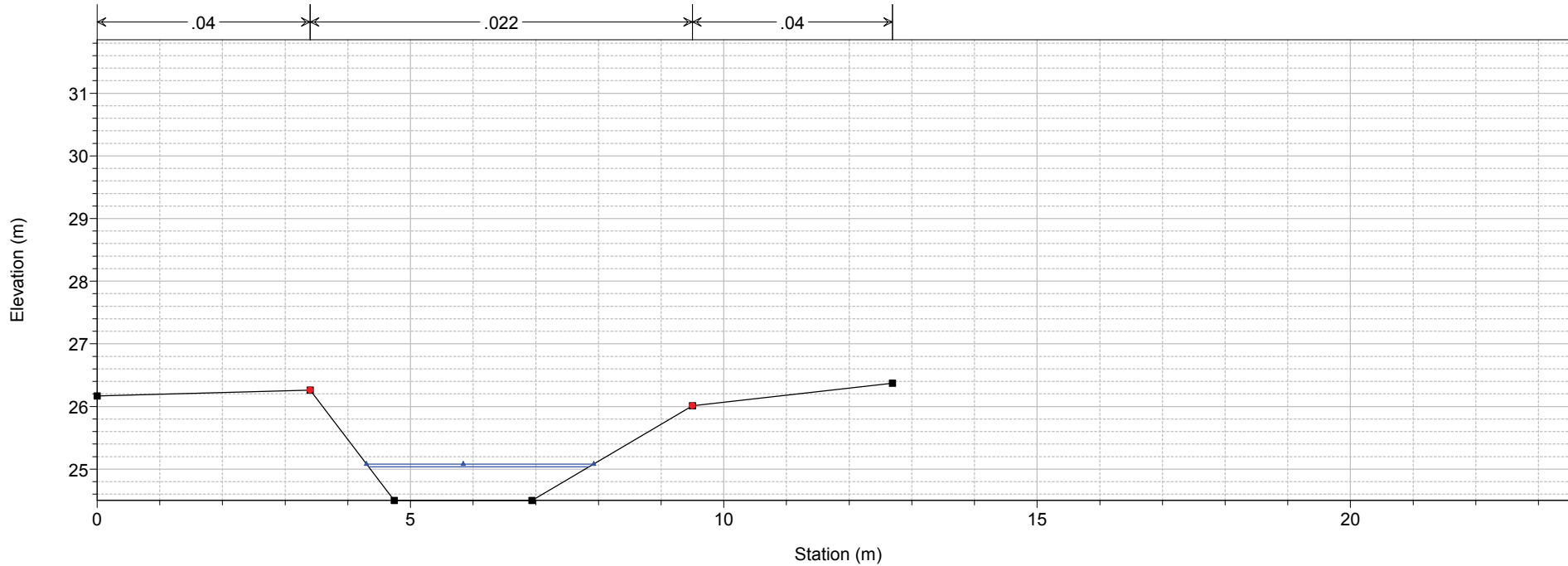
1) A TR30 2) ATR200

River = Fosso dei Morti Reach = Morti RS = 19.5 BR



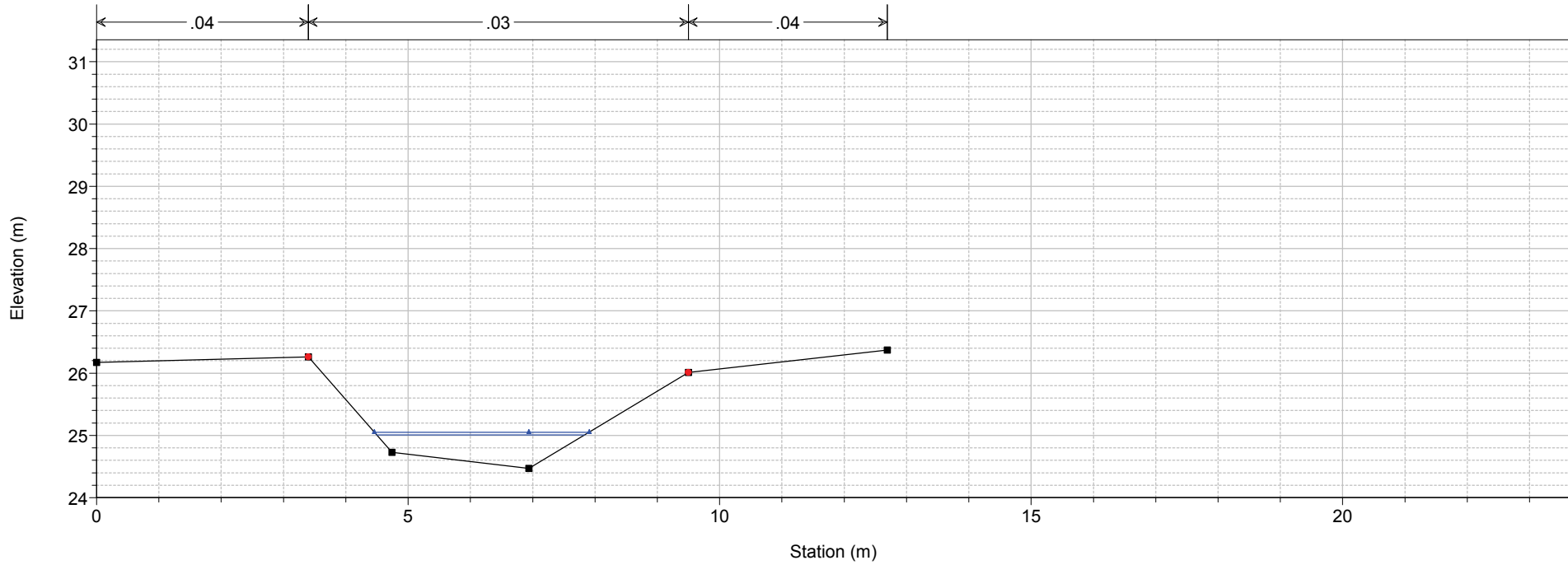
1) A TR30 2) ATR200

River = Fosso dei Morti Reach = Morti RS = 19.1 Sez. 18



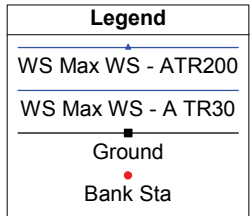
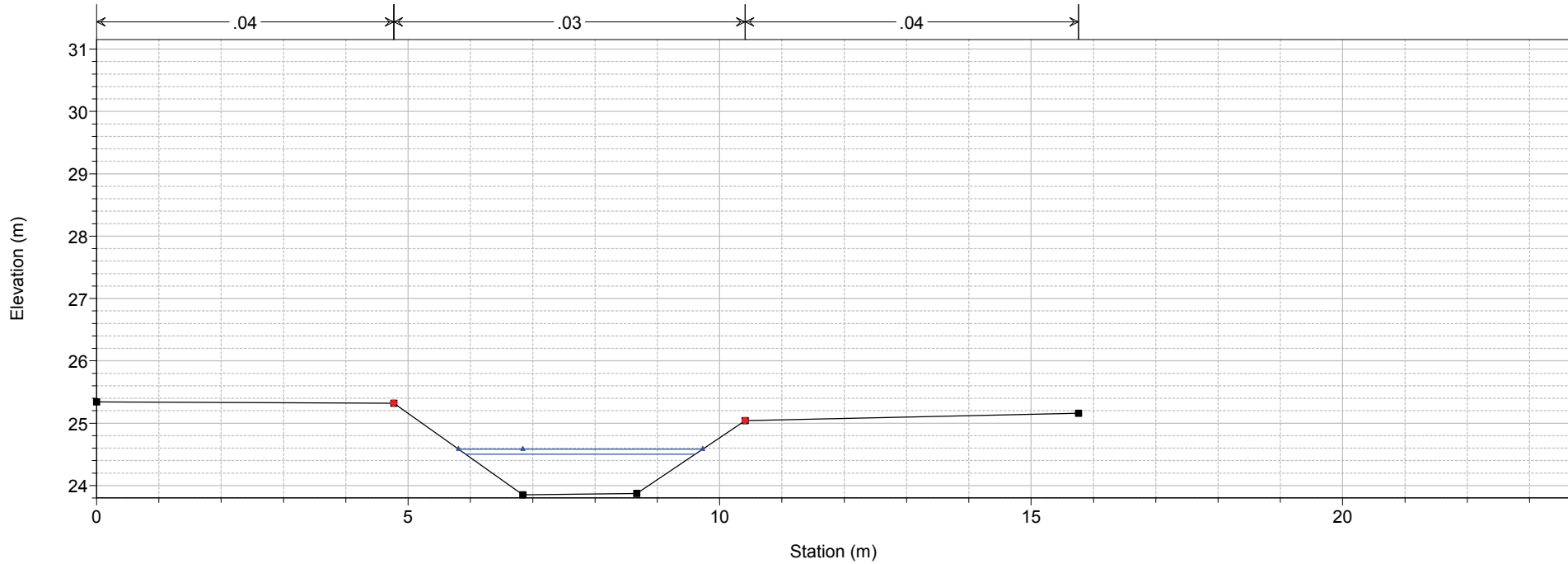
1) A TR30 2) ATR200

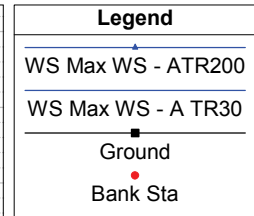
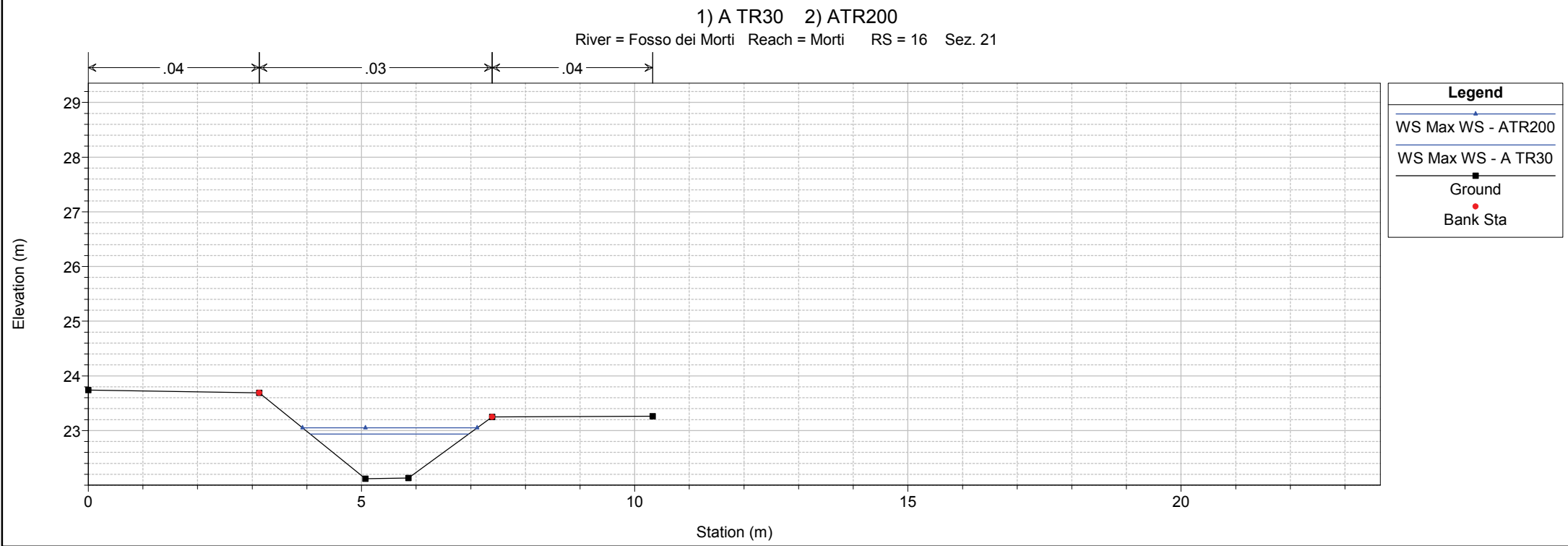
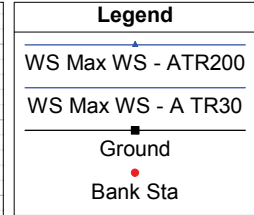
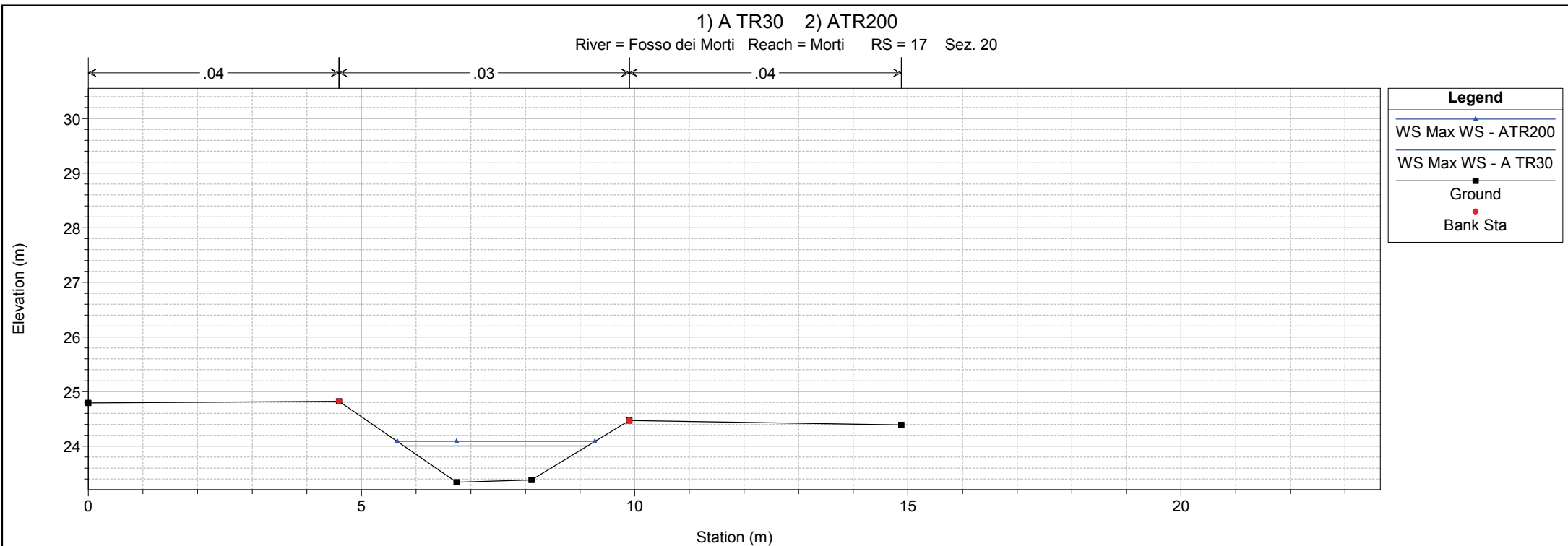
River = Fosso dei Morti Reach = Morti RS = 19 Sez. 18



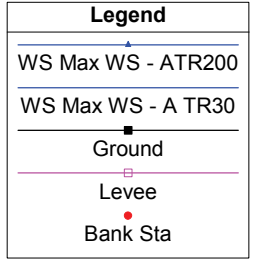
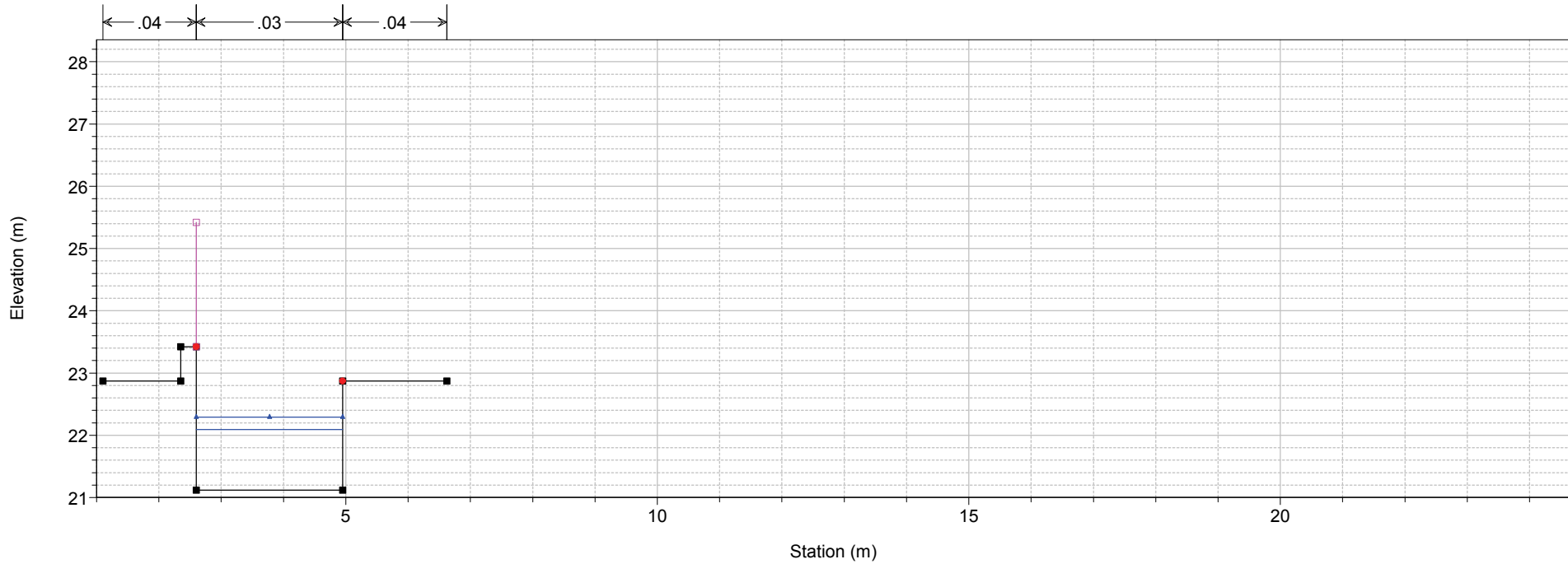
1) A TR30 2) ATR200

River = Fosso dei Morti Reach = Morti RS = 18 Sez. 19

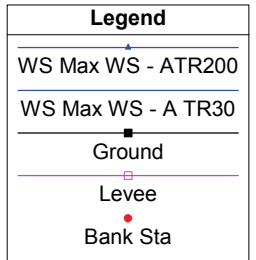
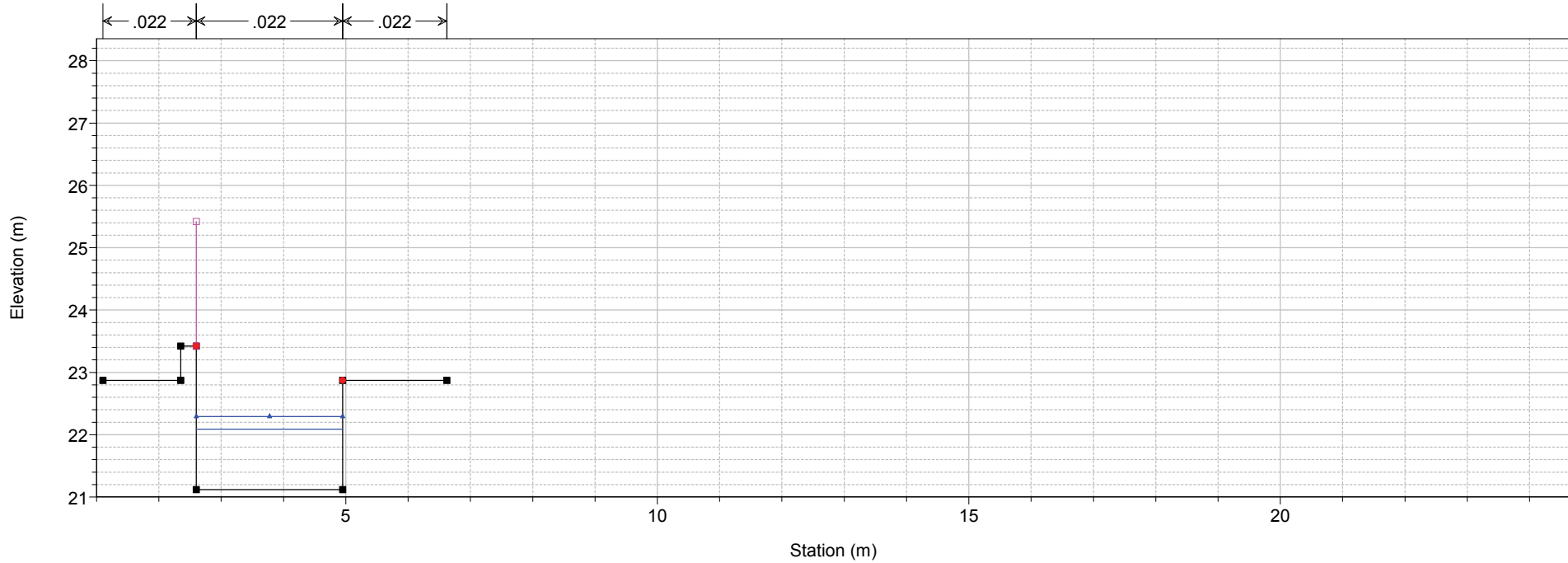




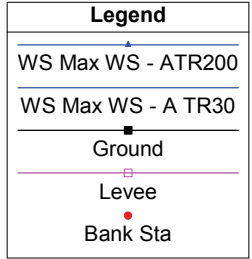
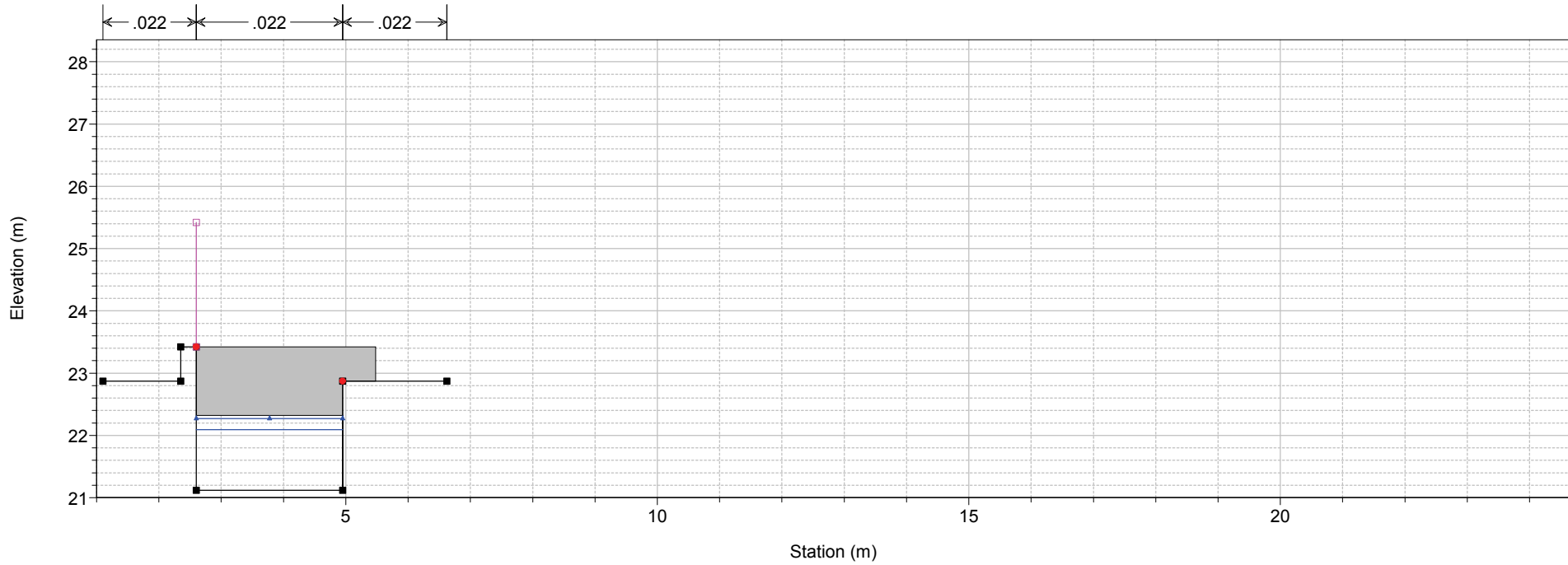
1) A TR30 2) ATR200
River = Fosso dei Morti Reach = Morti RS = 15.1 Sez. 22



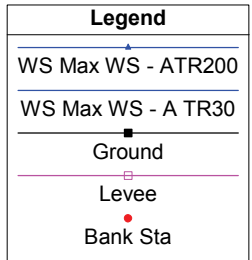
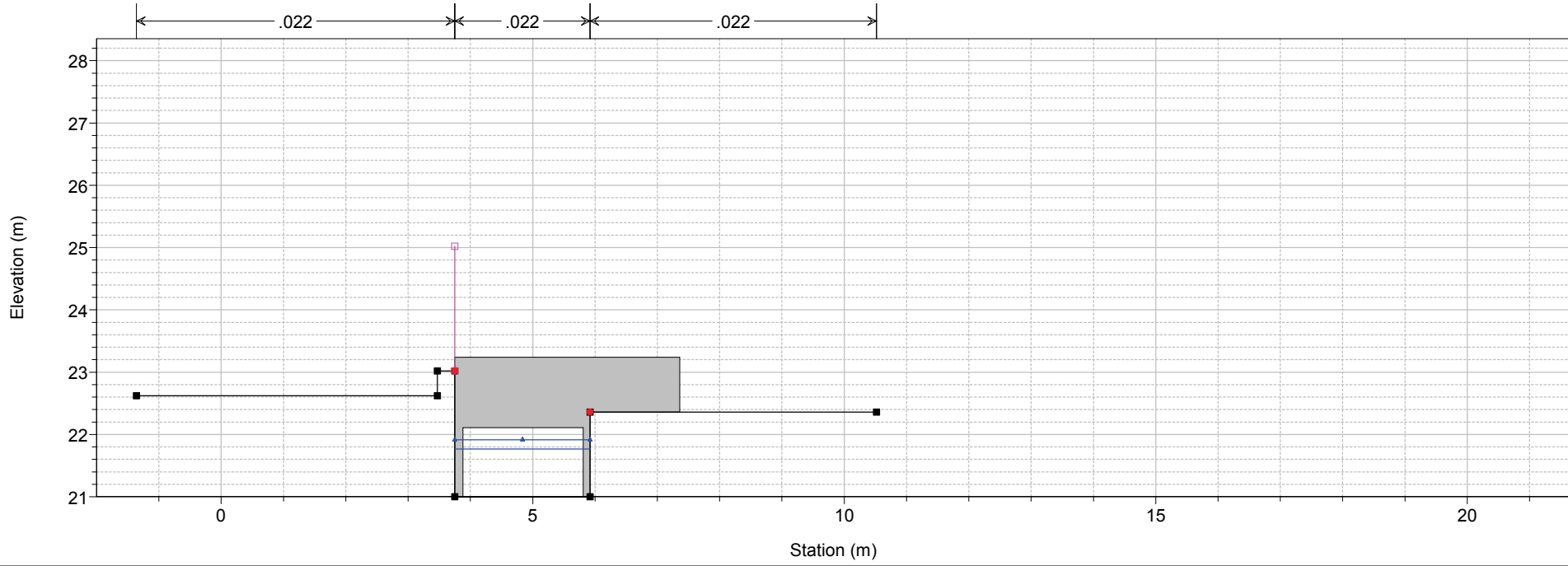
1) A TR30 2) ATR200
River = Fosso dei Morti Reach = Morti RS = 15 Sez. 22



1) A TR30 2) ATR200
 River = Fosso dei Morti Reach = Morti RS = 14.5 BR

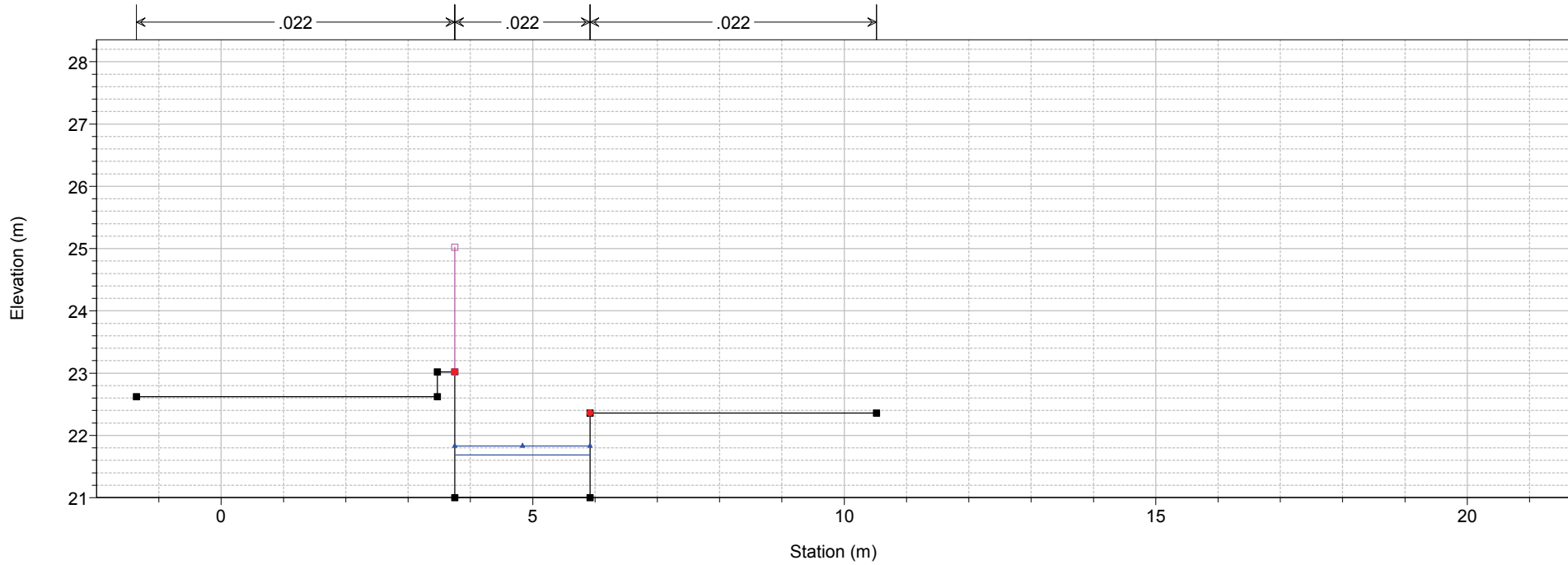


1) A TR30 2) ATR200
 River = Fosso dei Morti Reach = Morti RS = 14.5 BR



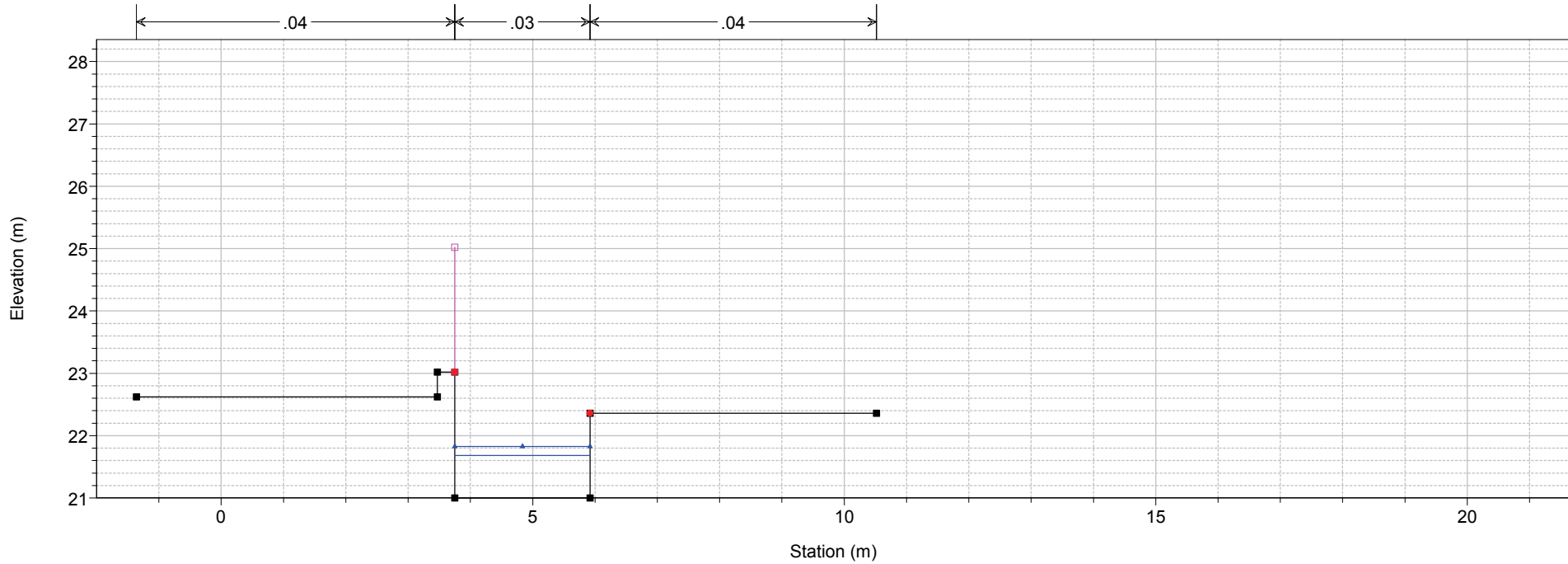
1) A TR30 2) ATR200

River = Fosso dei Morti Reach = Morti RS = 14 Sez. 23



1) A TR30 2) ATR200

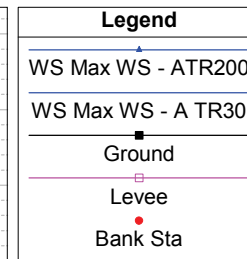
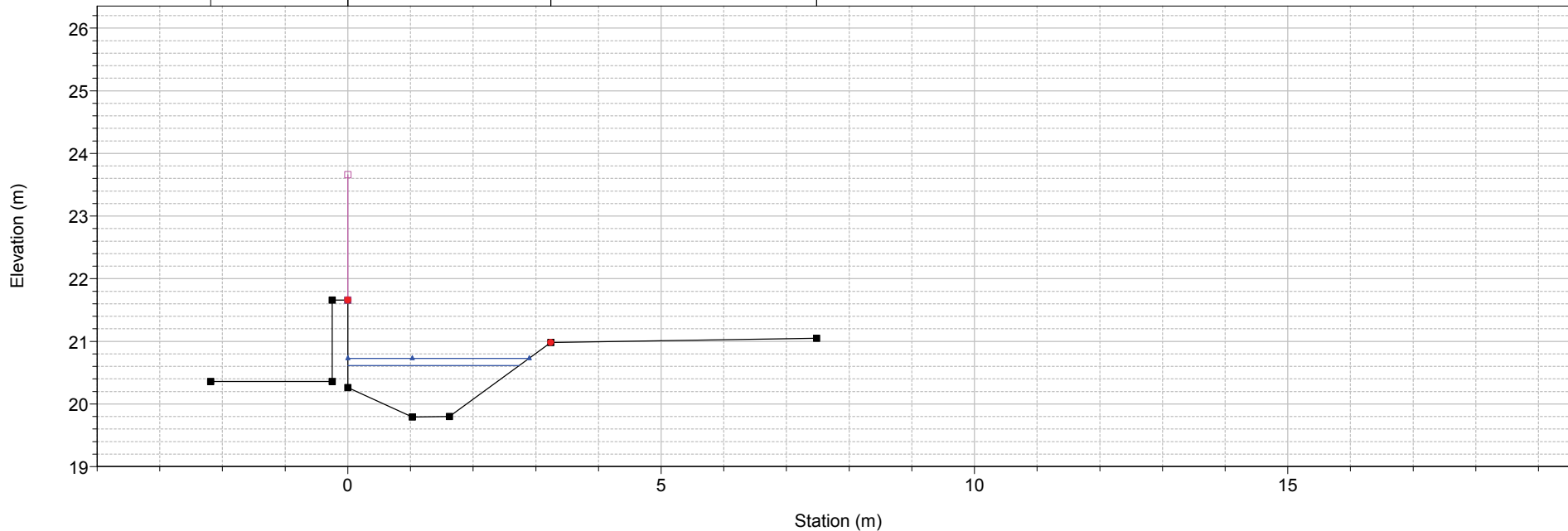
River = Fosso dei Morti Reach = Morti RS = 13.9 Sez. 23



1 cm Horiz. = 1 m 1 cm Vert. = 1 m

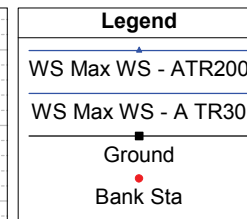
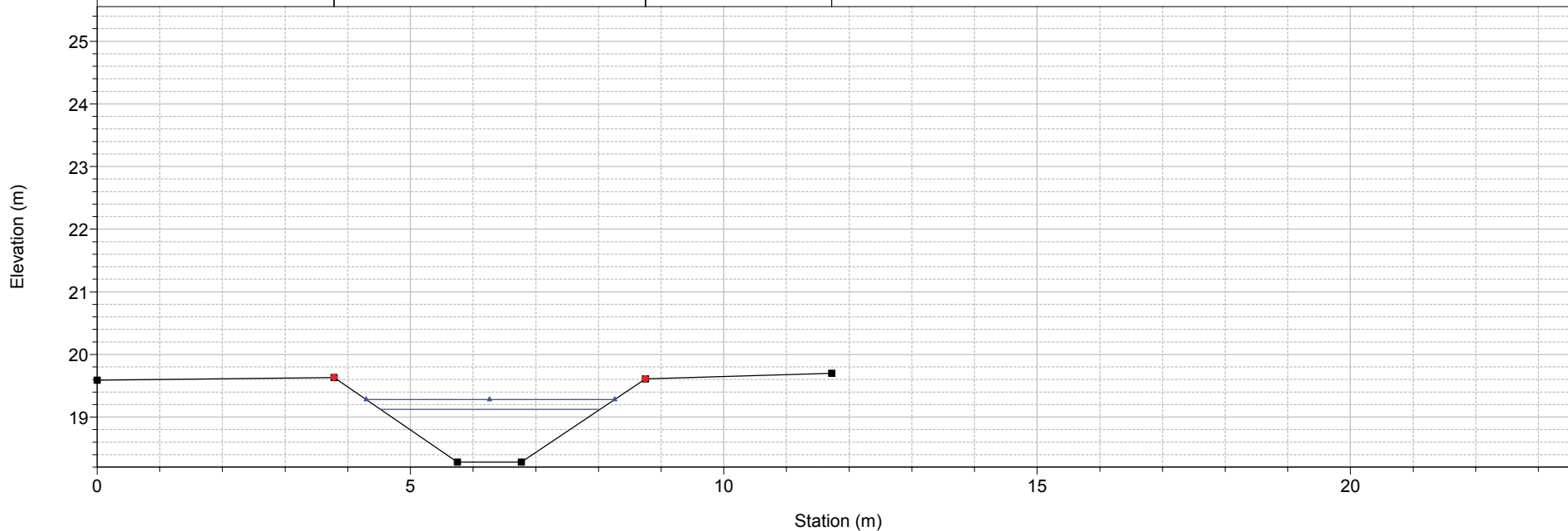
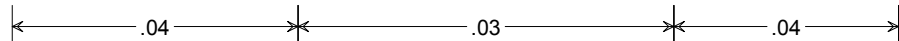
1) A TR30 2) ATR200

River = Fosso dei Morti Reach = Morti RS = 13 Sez. 24



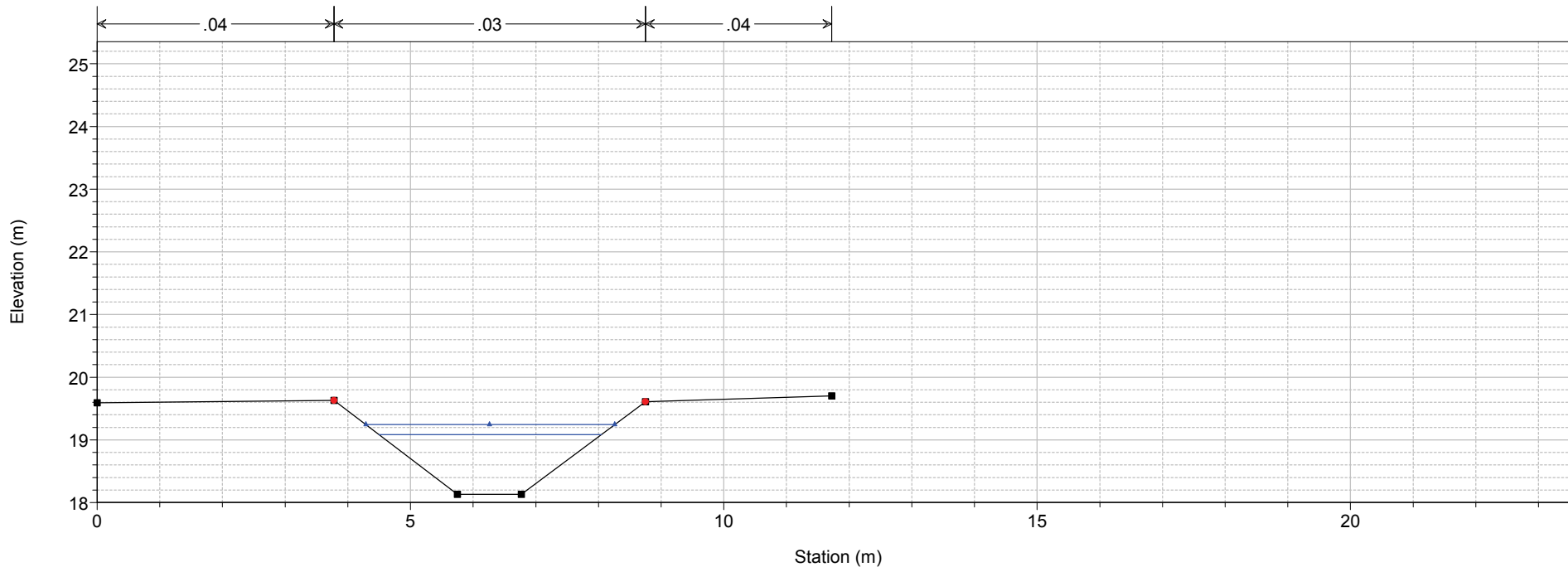
1) A TR30 2) ATR200

River = Fosso dei Morti Reach = Morti RS = 12 Sez. 25



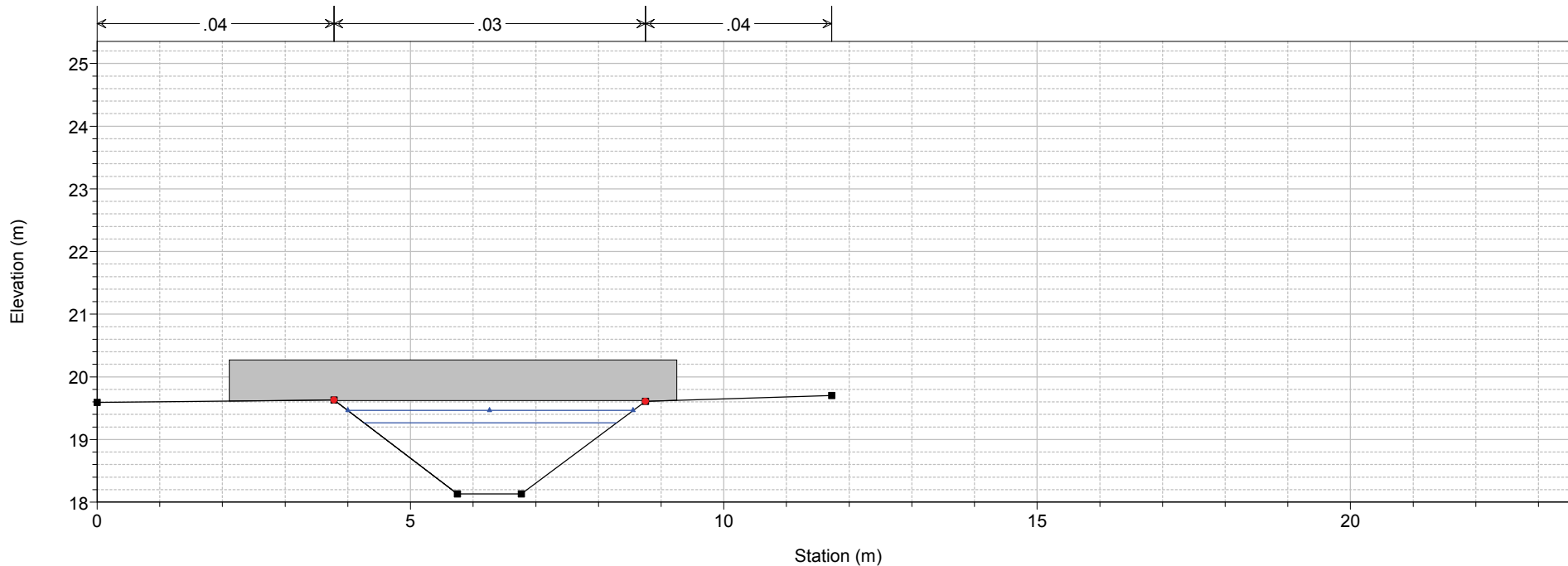
1) A TR30 2) ATR200

River = Fosso dei Morti Reach = Morti RS = 11.8



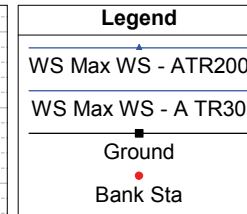
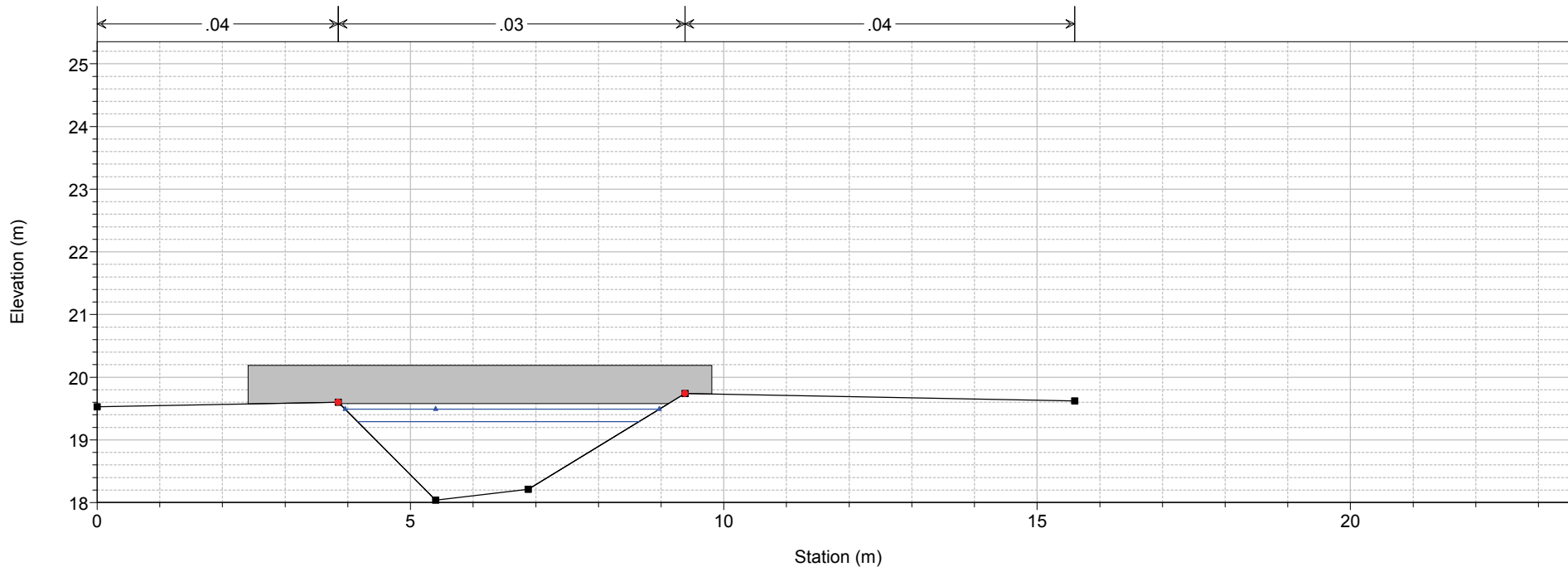
1) A TR30 2) ATR200

River = Fosso dei Morti Reach = Morti RS = 11.5 BR



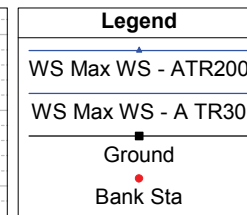
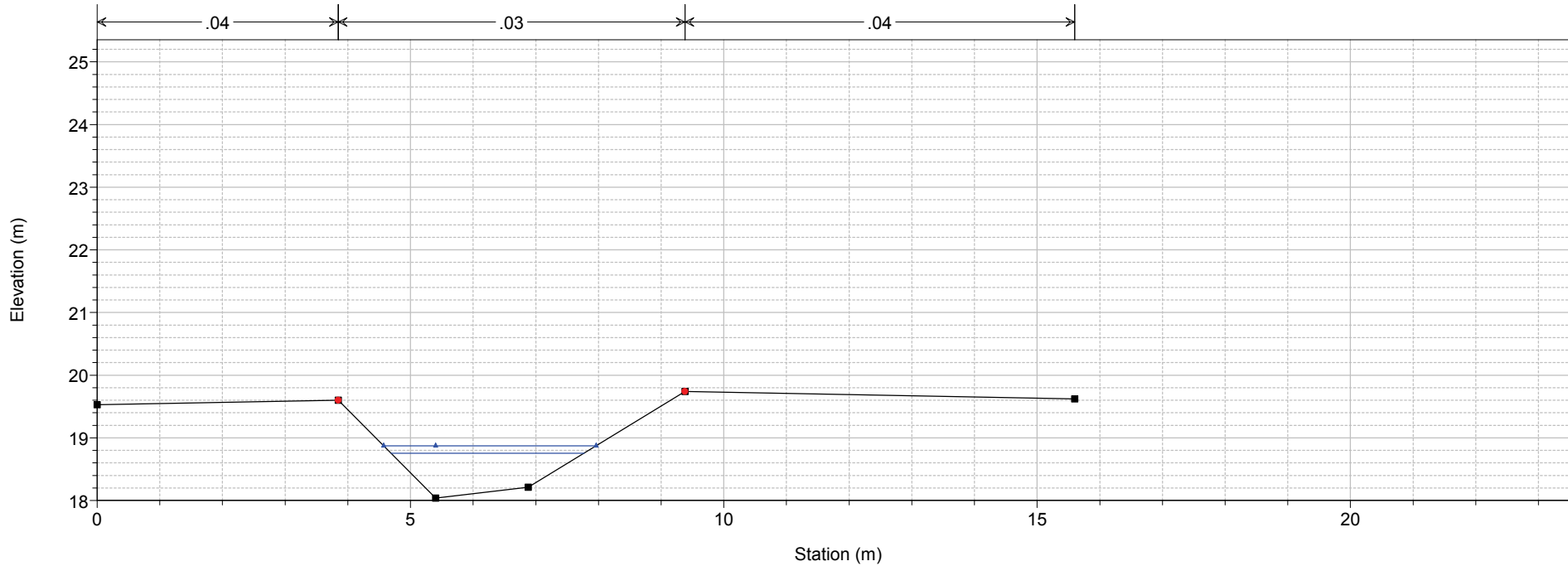
1) A TR30 2) ATR200

River = Fosso dei Morti Reach = Morti RS = 11.5 BR



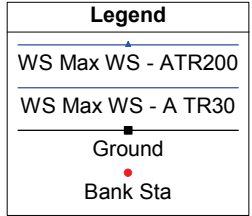
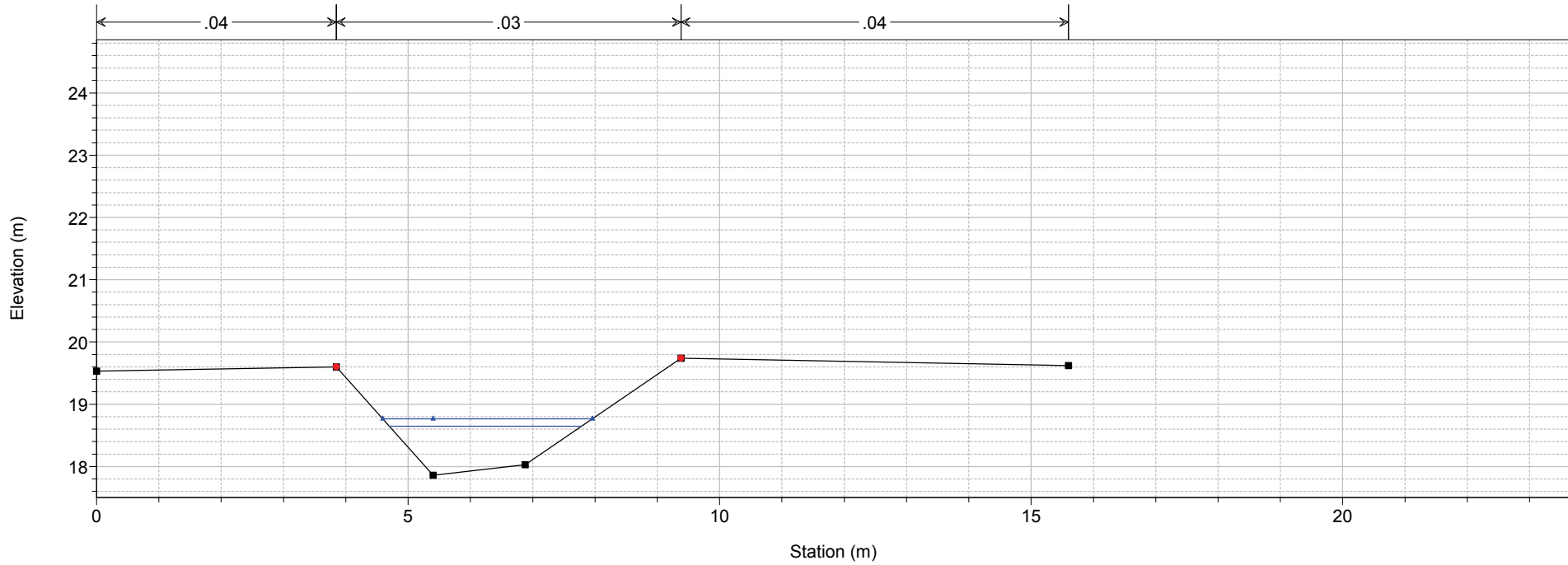
1) A TR30 2) ATR200

River = Fosso dei Morti Reach = Morti RS = 11.2



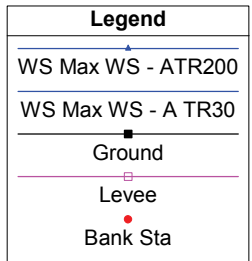
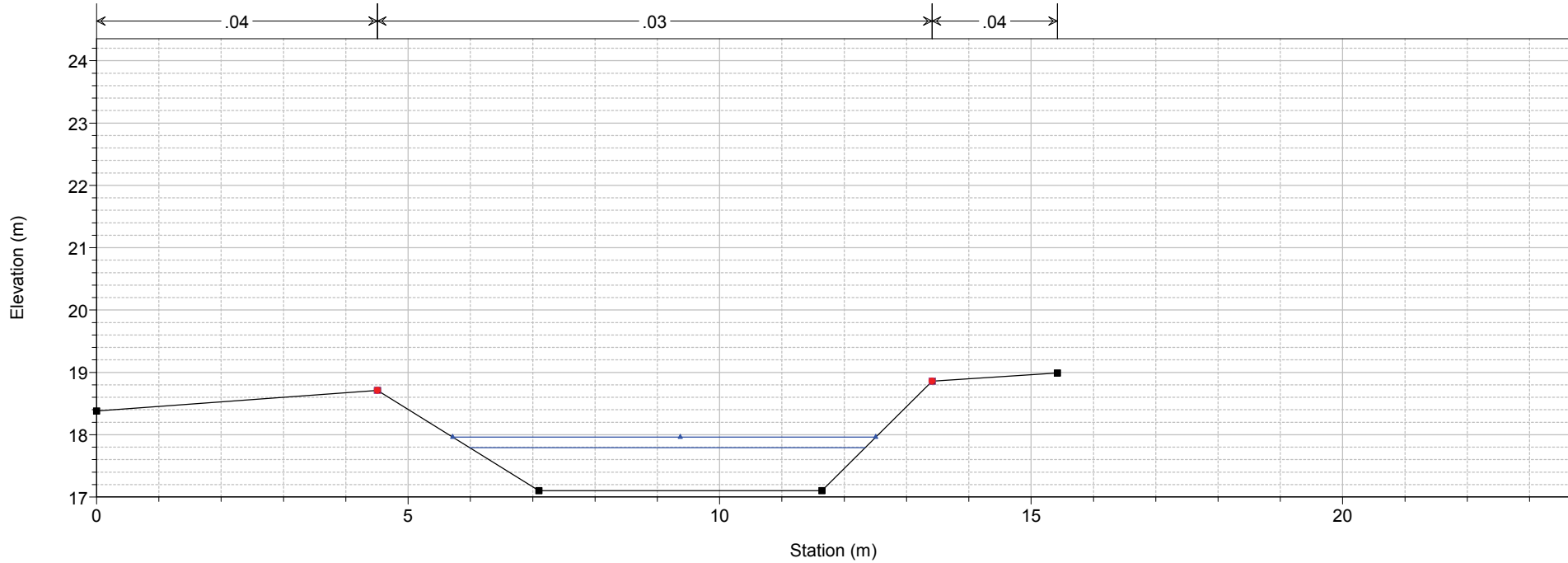
1) A TR30 2) ATR200

River = Fosso dei Morti Reach = Morti RS = 11 Sez. 26



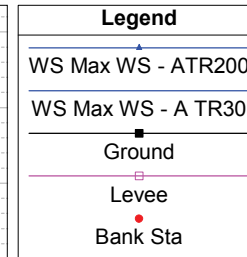
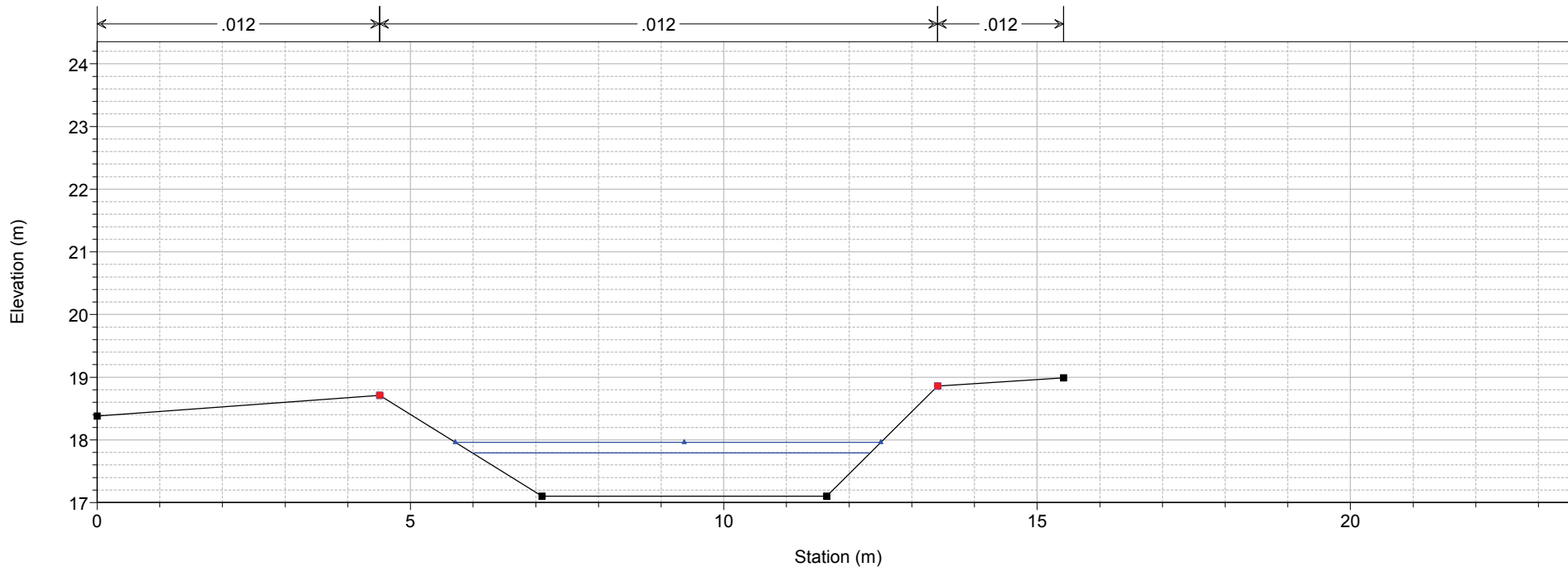
1) A TR30 2) ATR200

River = Fosso dei Morti Reach = Morti RS = 10.1 Sez. 27



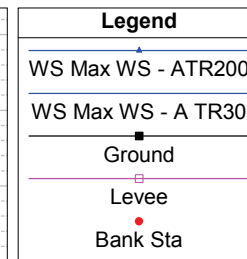
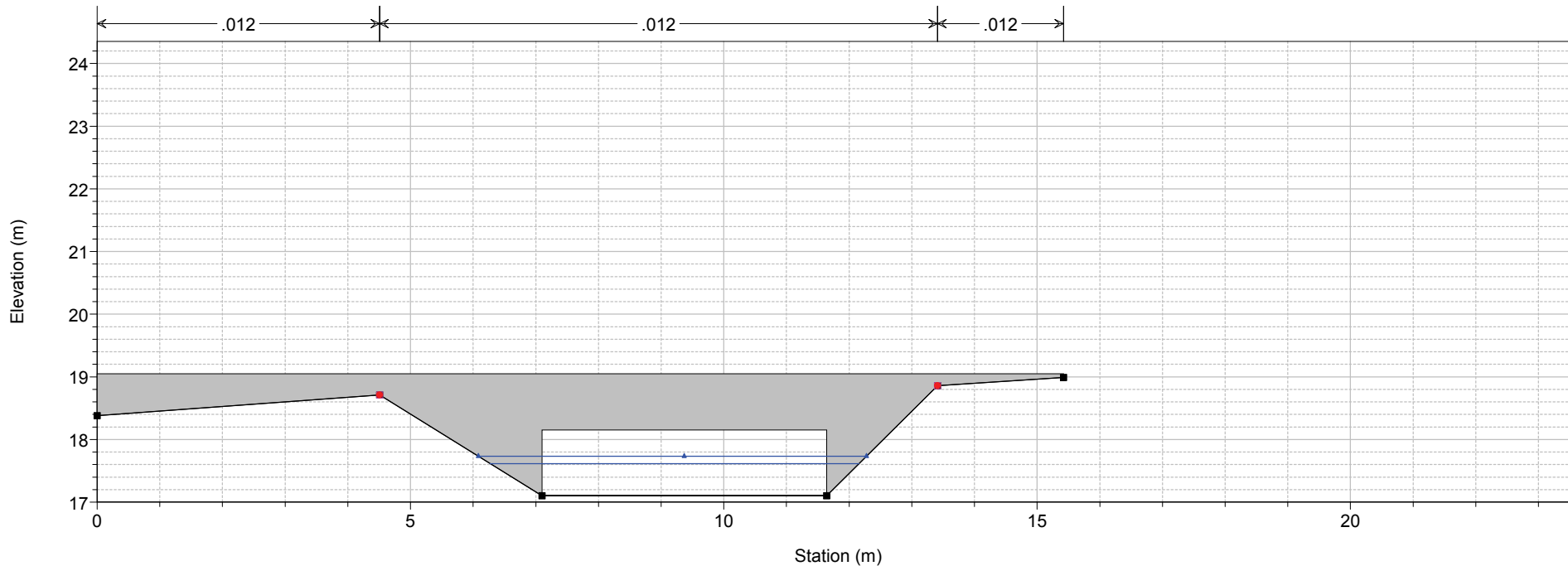
1) A TR30 2) ATR200

River = Fosso dei Morti Reach = Morti RS = 10 Sez. 27



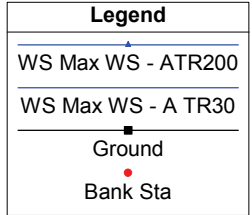
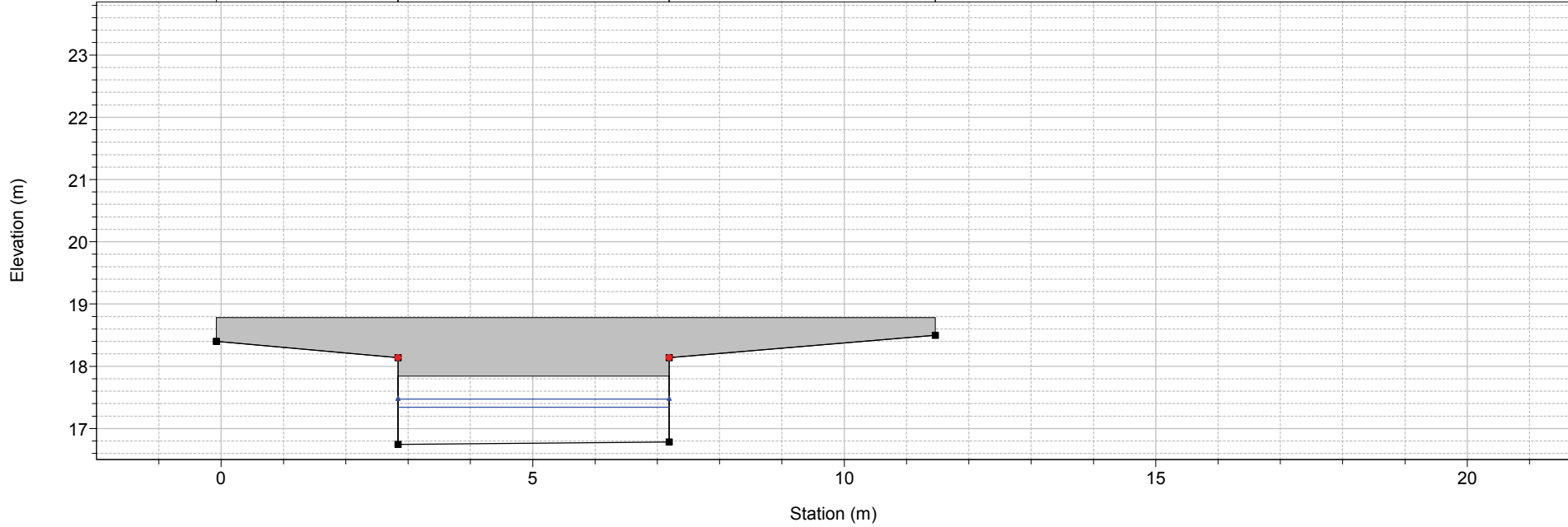
1) A TR30 2) ATR200

River = Fosso dei Morti Reach = Morti RS = 9.5 BR



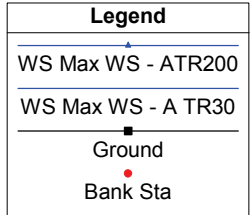
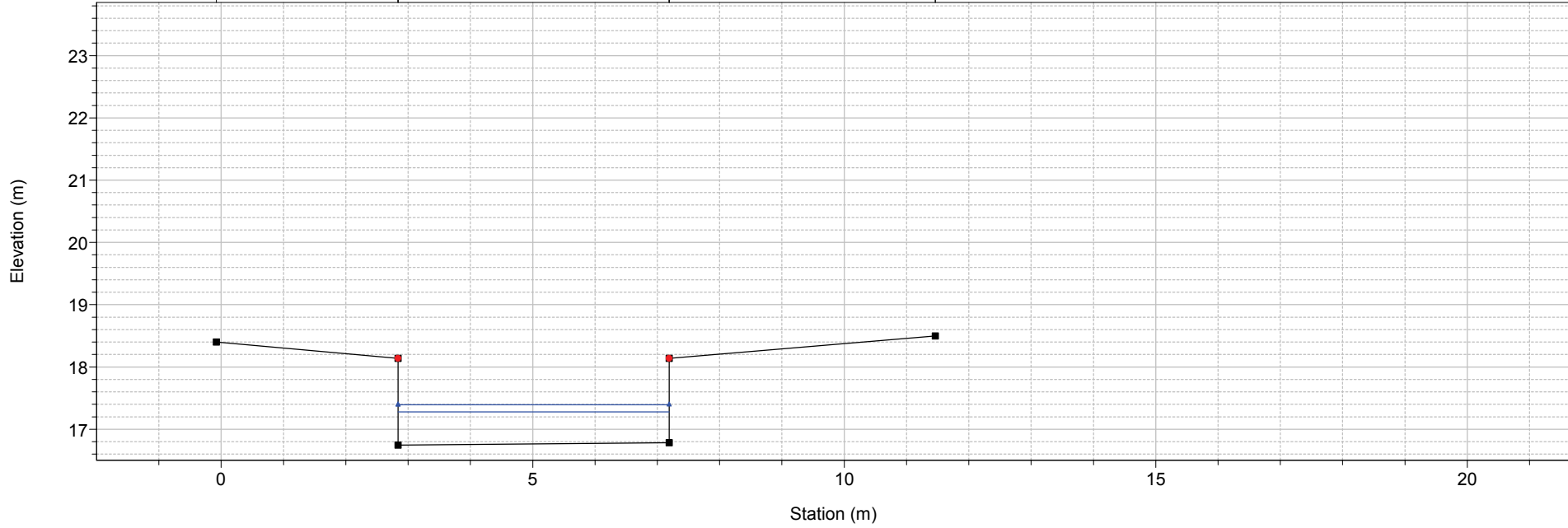

1) A TR30 2) ATR200

River = Fosso dei Morti Reach = Morti RS = 9.5 BR



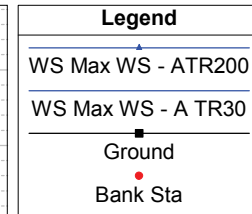
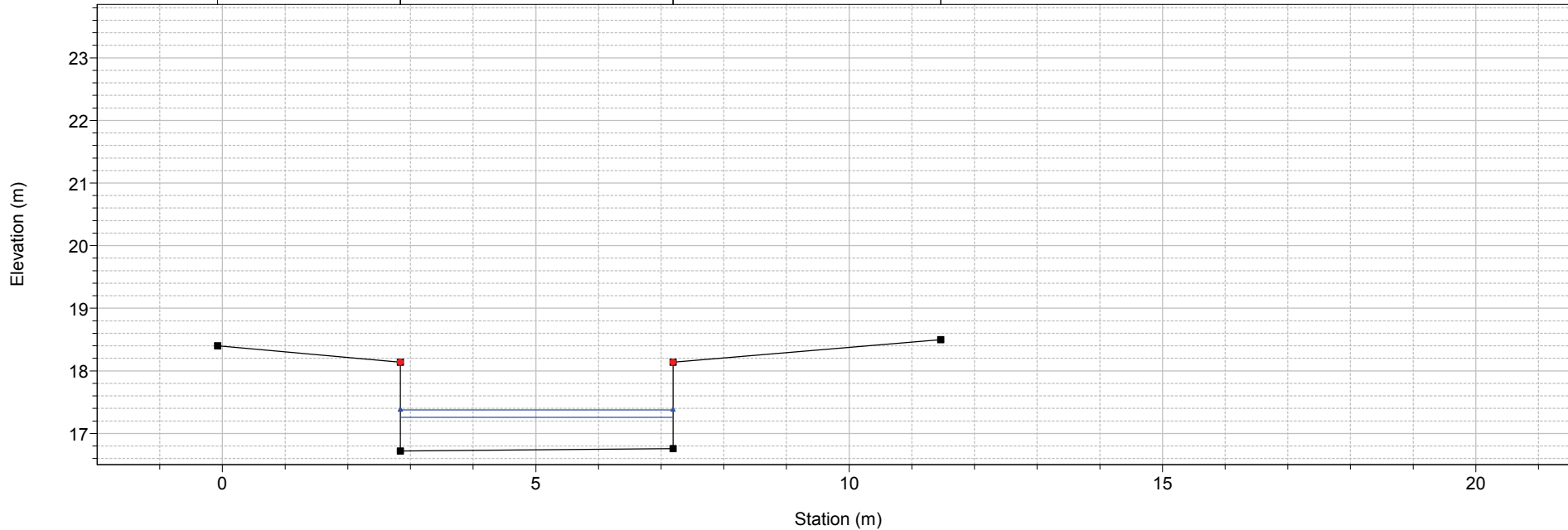
1) A TR30 2) ATR200

River = Fosso dei Morti Reach = Morti RS = 9.2



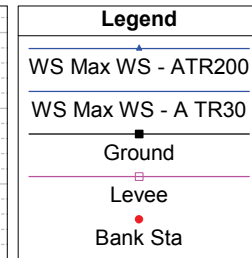
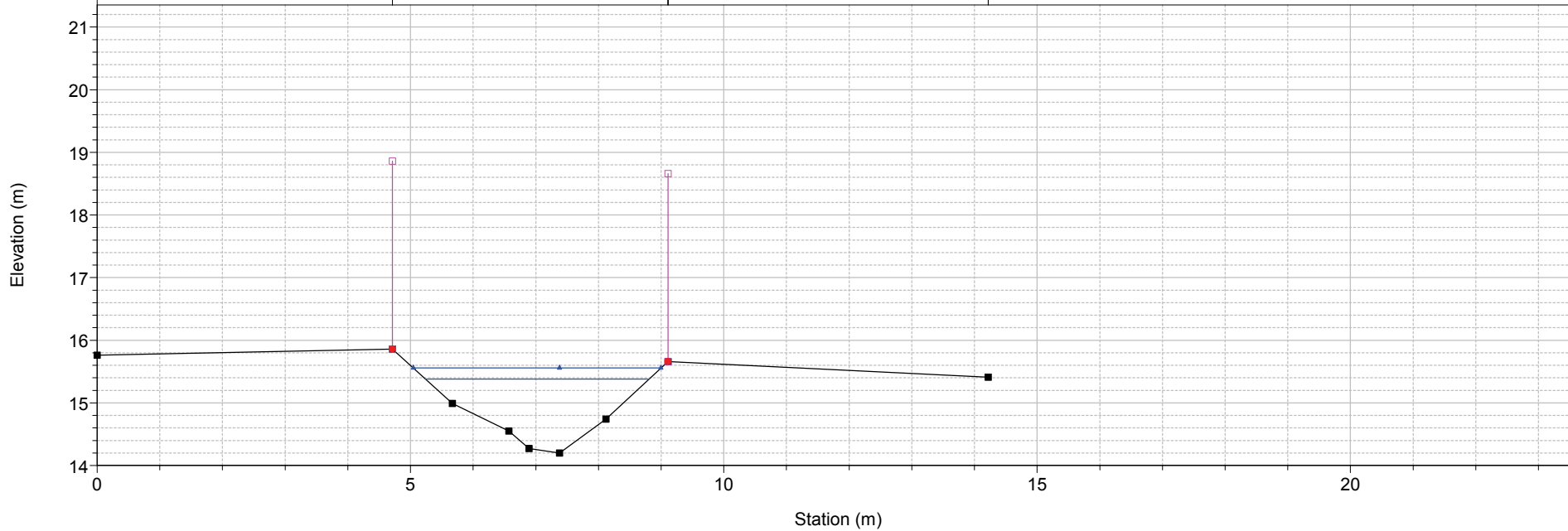

1) A TR30 2) ATR200

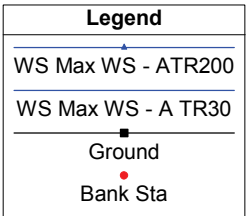
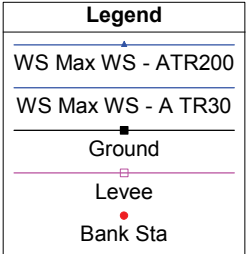
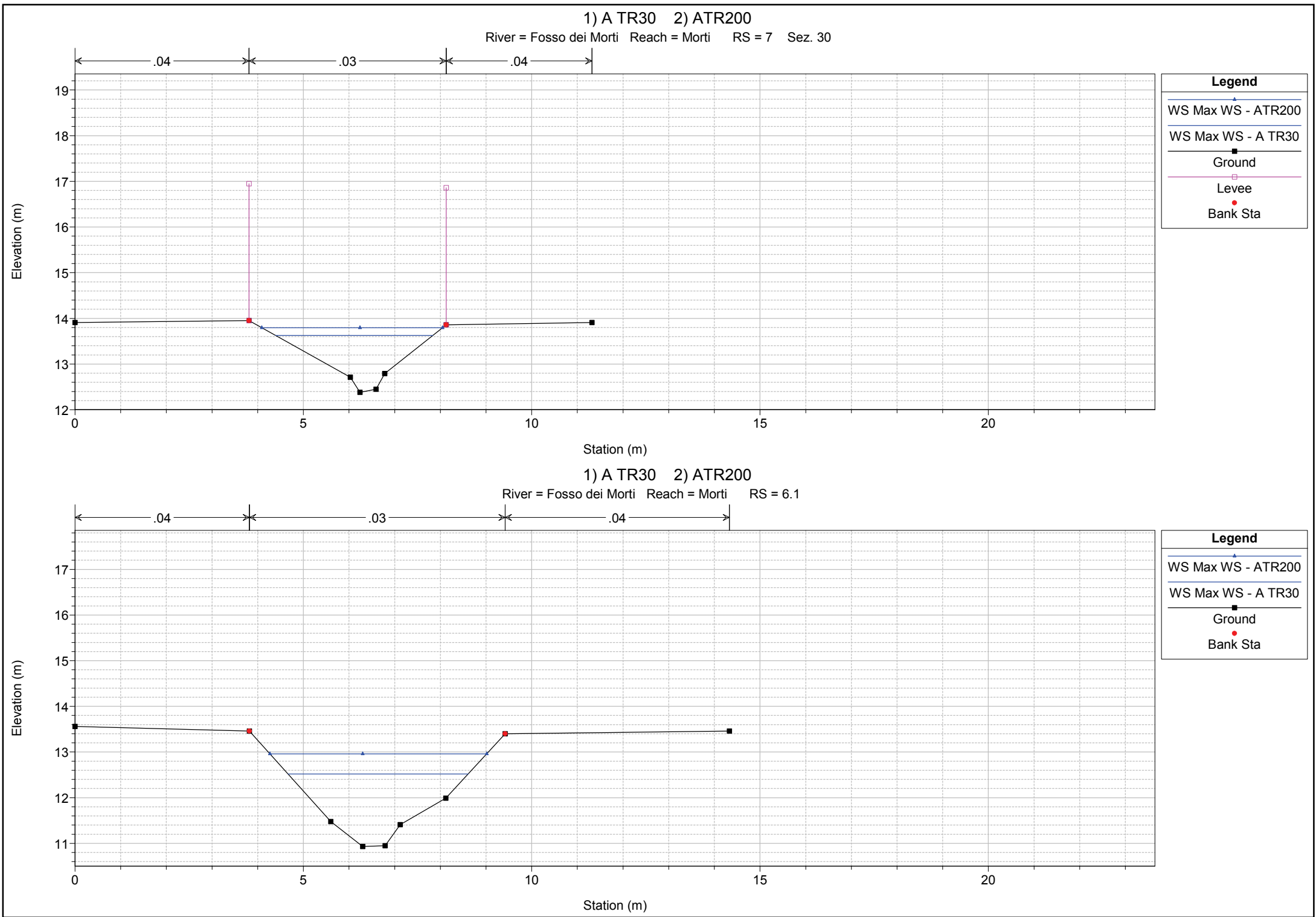
River = Fosso dei Morti Reach = Morti RS = 9 Sez. 28



1) A TR30 2) ATR200

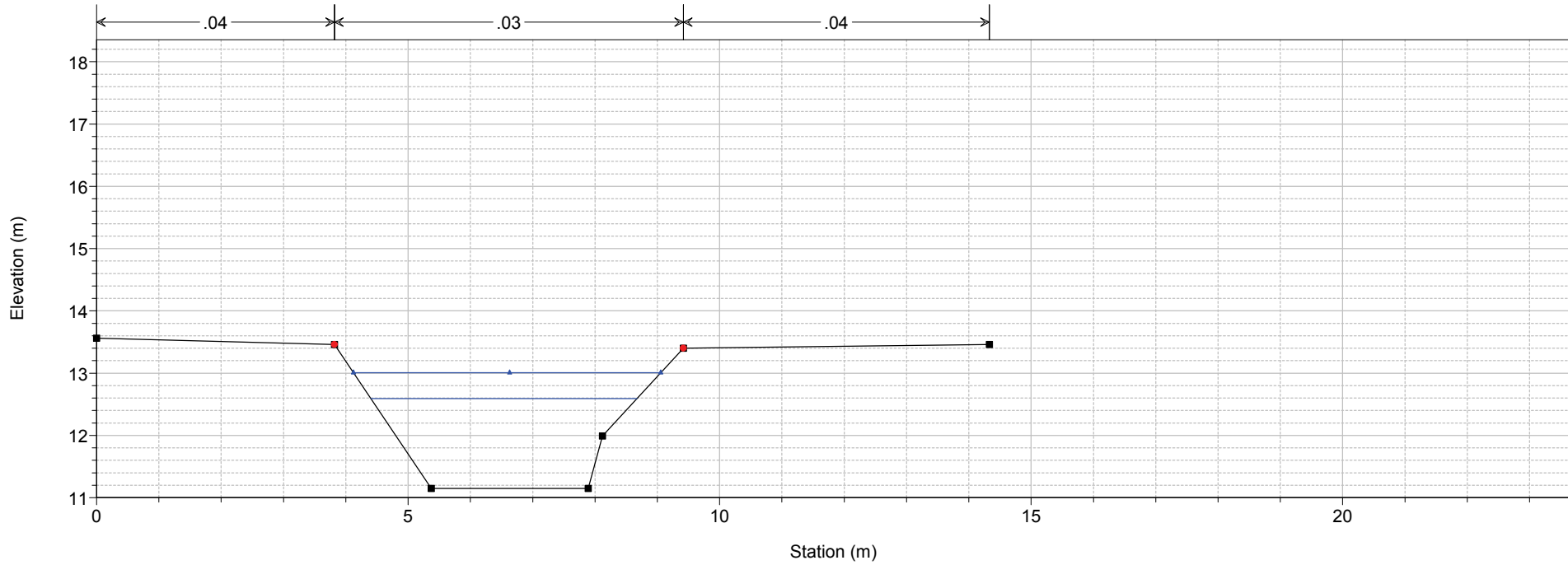
River = Fosso dei Morti Reach = Morti RS = 8 Sez. 29





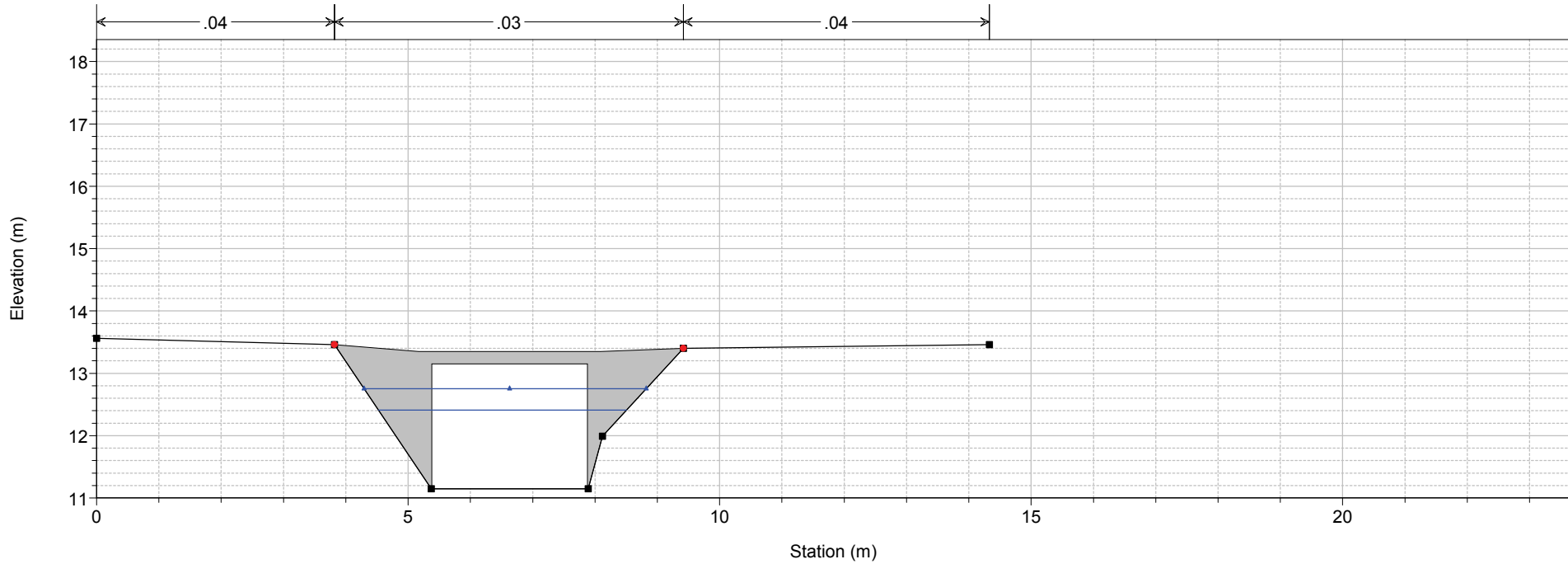
1) A TR30 2) ATR200

River = Fosso dei Morti Reach = Morti RS = 6 Sez. 31



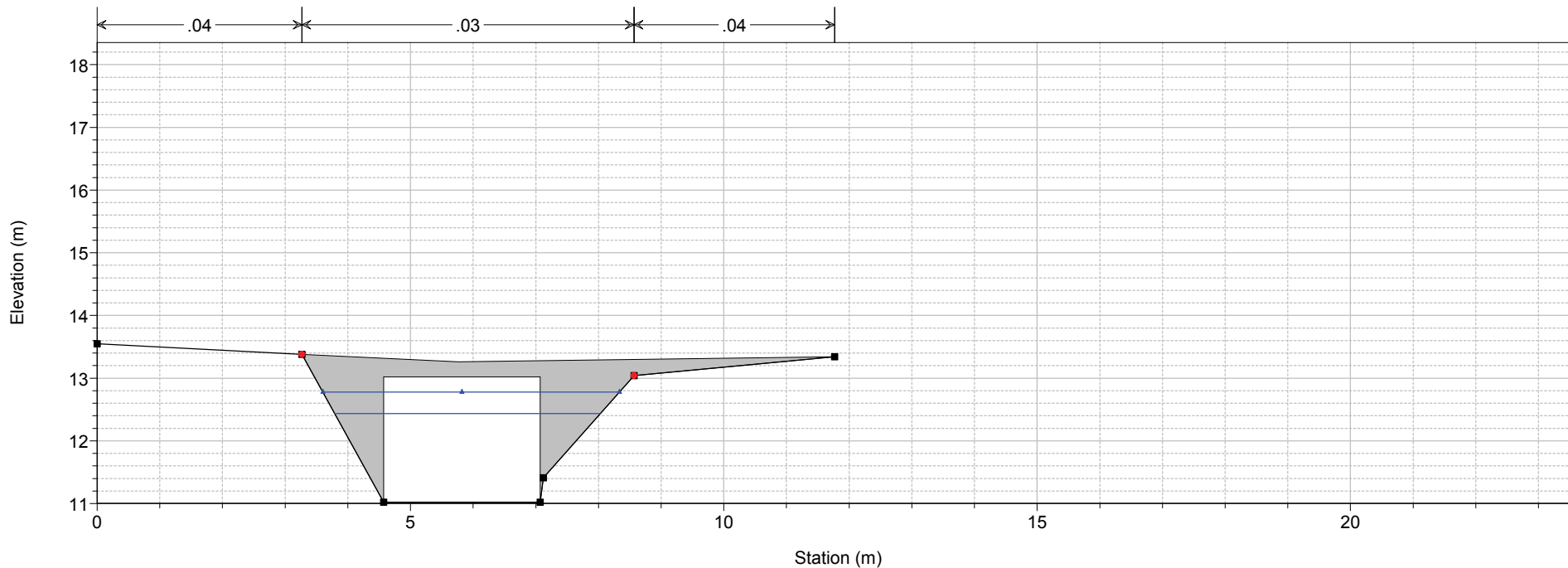
1) A TR30 2) ATR200

River = Fosso dei Morti Reach = Morti RS = 5.5 Culv



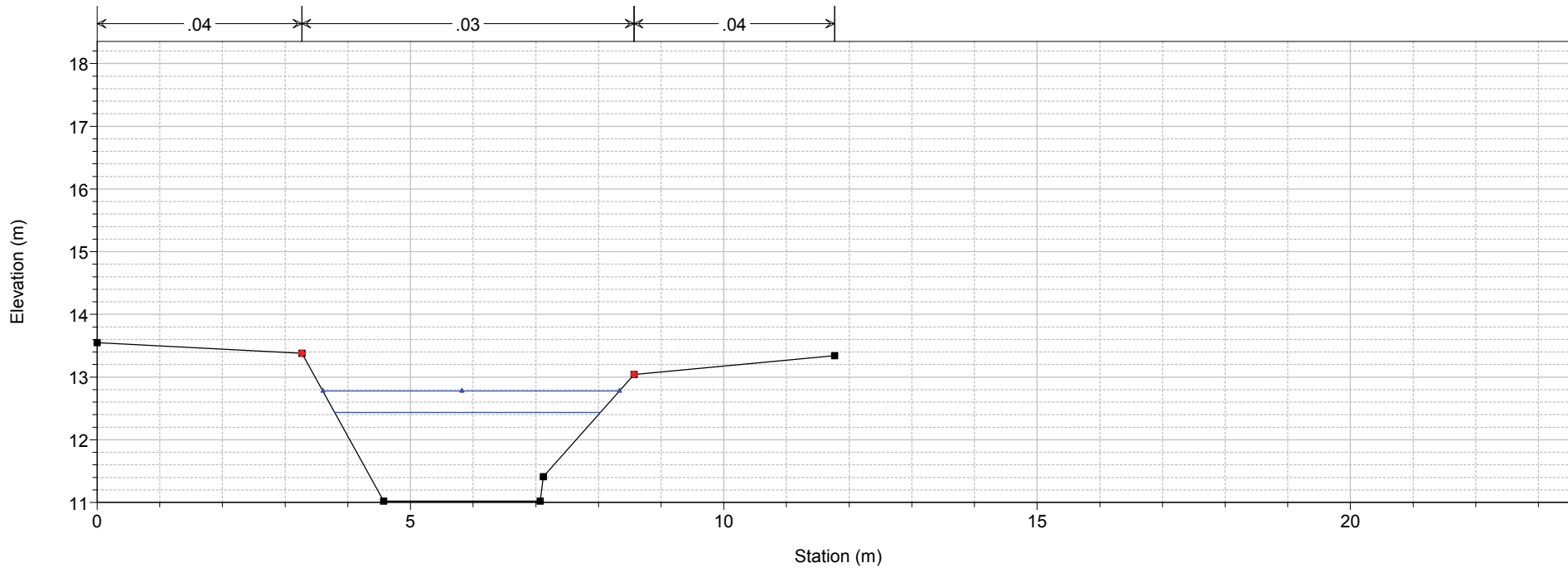
1) A TR30 2) ATR200

River = Fosso dei Morti Reach = Morti RS = 5.5 Culv



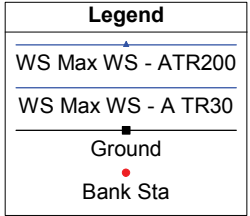
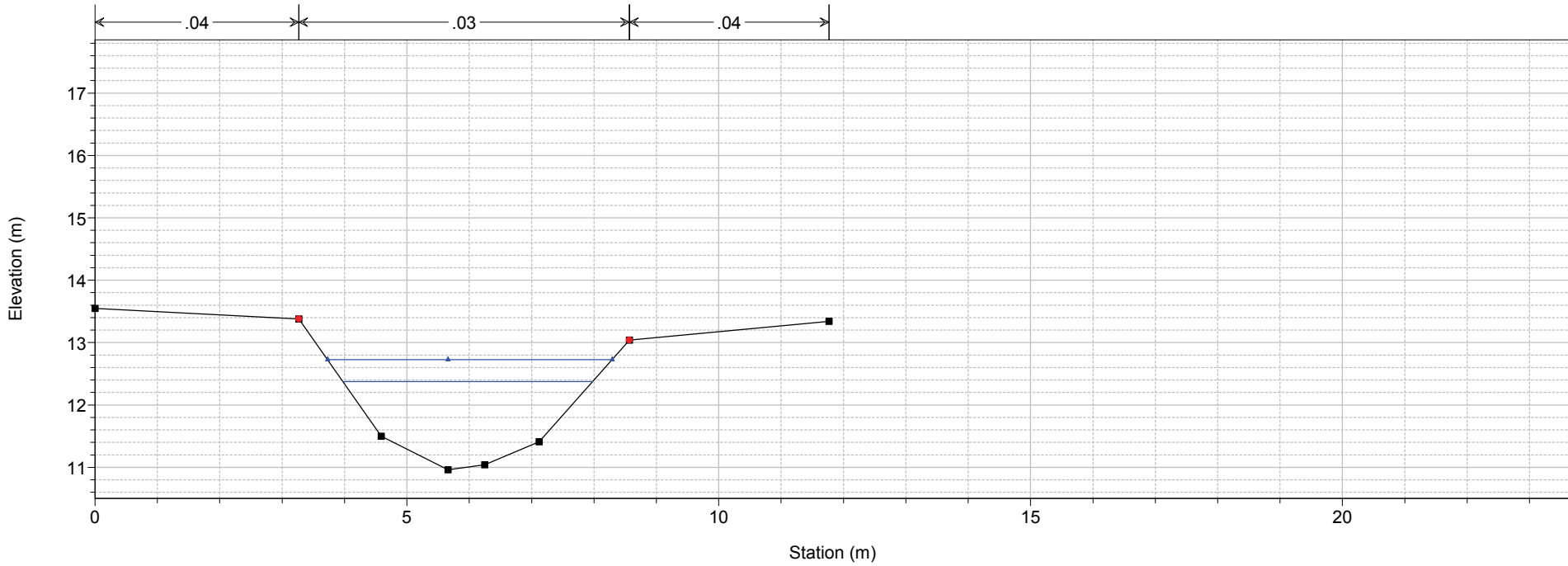
1) A TR30 2) ATR200

River = Fosso dei Morti Reach = Morti RS = 5 Sez. 32



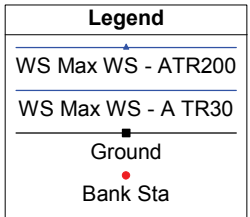
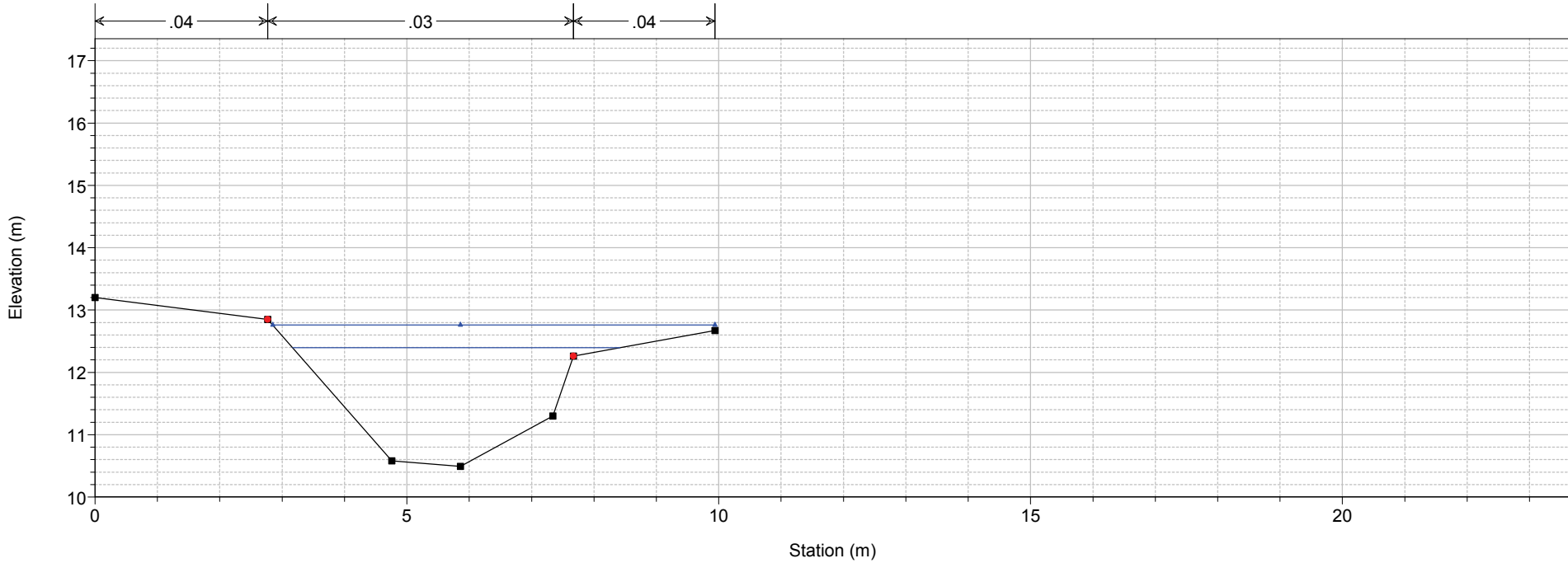
1) A TR30 2) ATR200

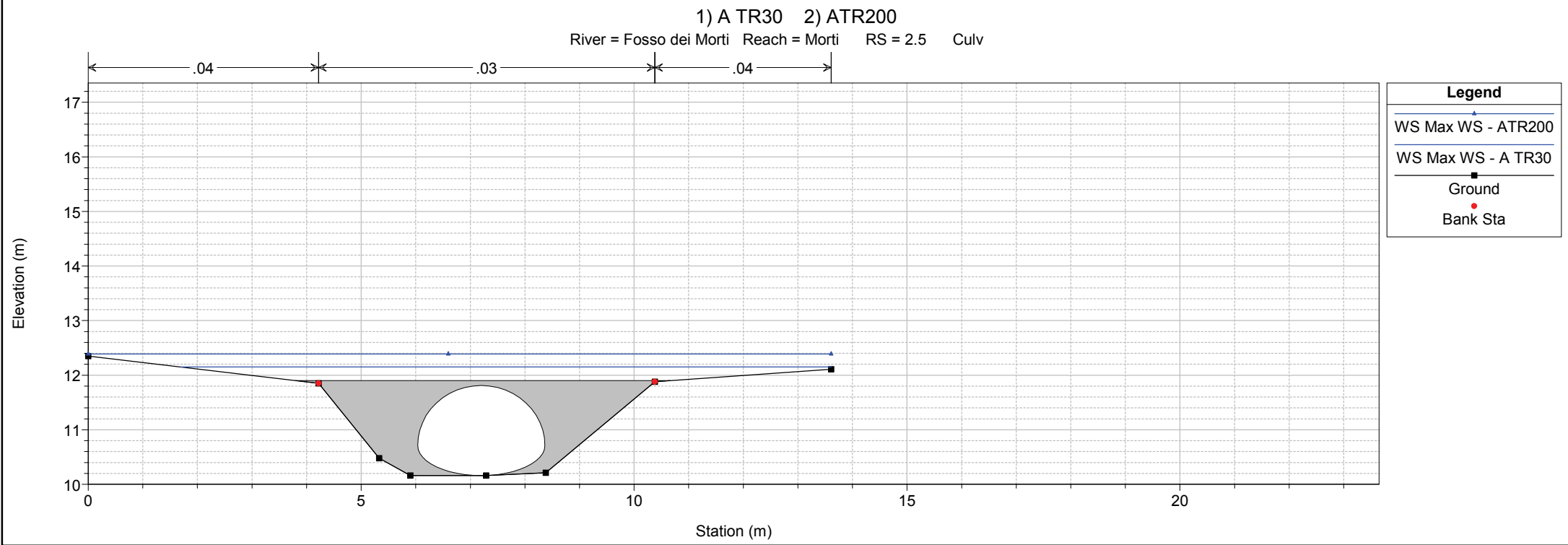
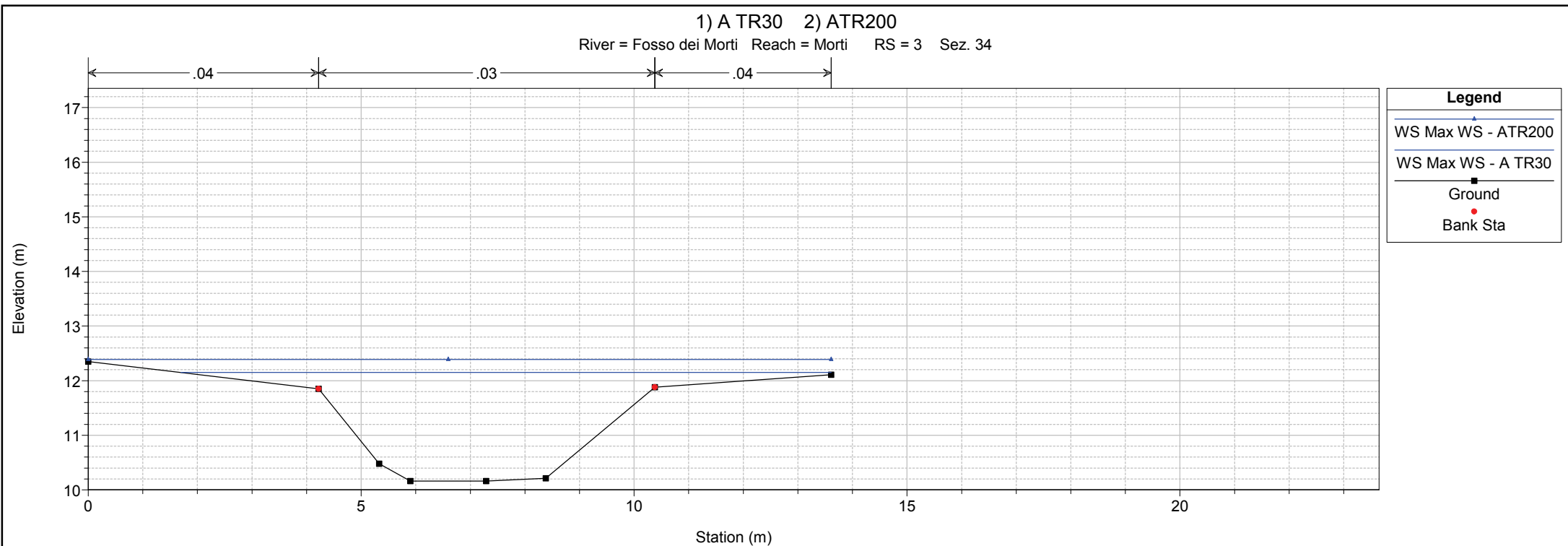
River = Fosso dei Morti Reach = Morti RS = 4.9



1) A TR30 2) ATR200

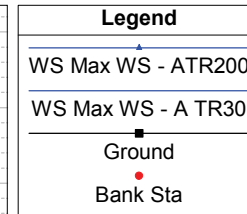
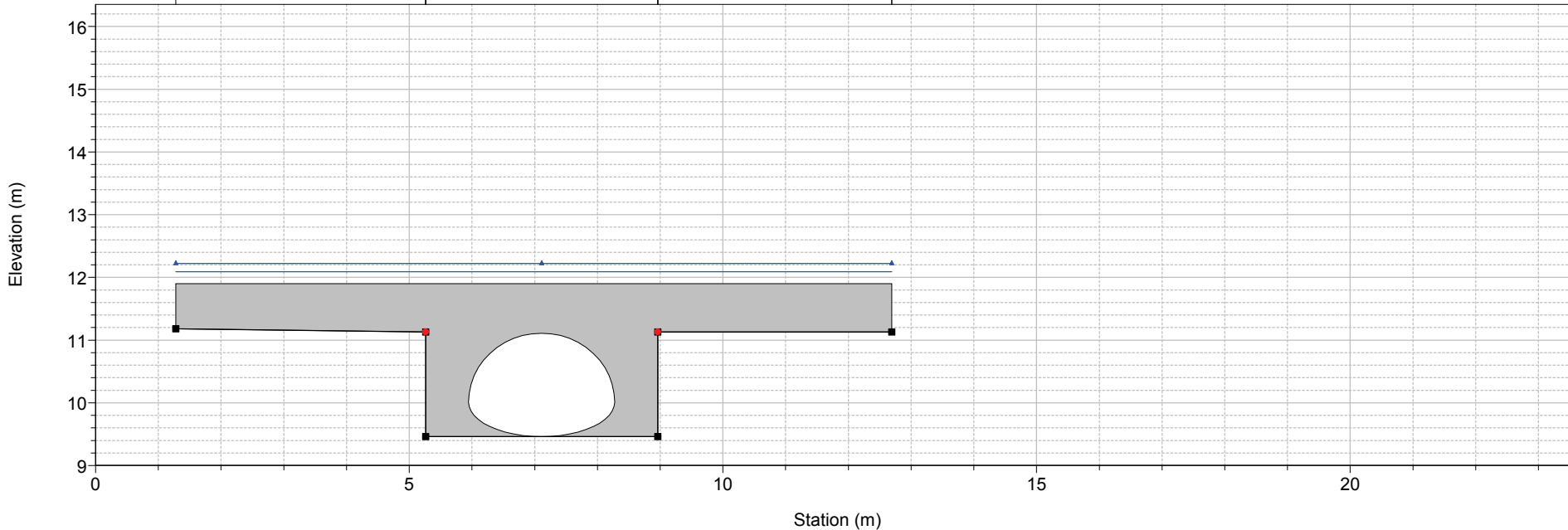
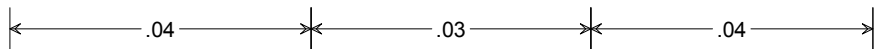
River = Fosso dei Morti Reach = Morti RS = 4 Sez. 33





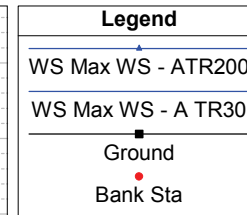
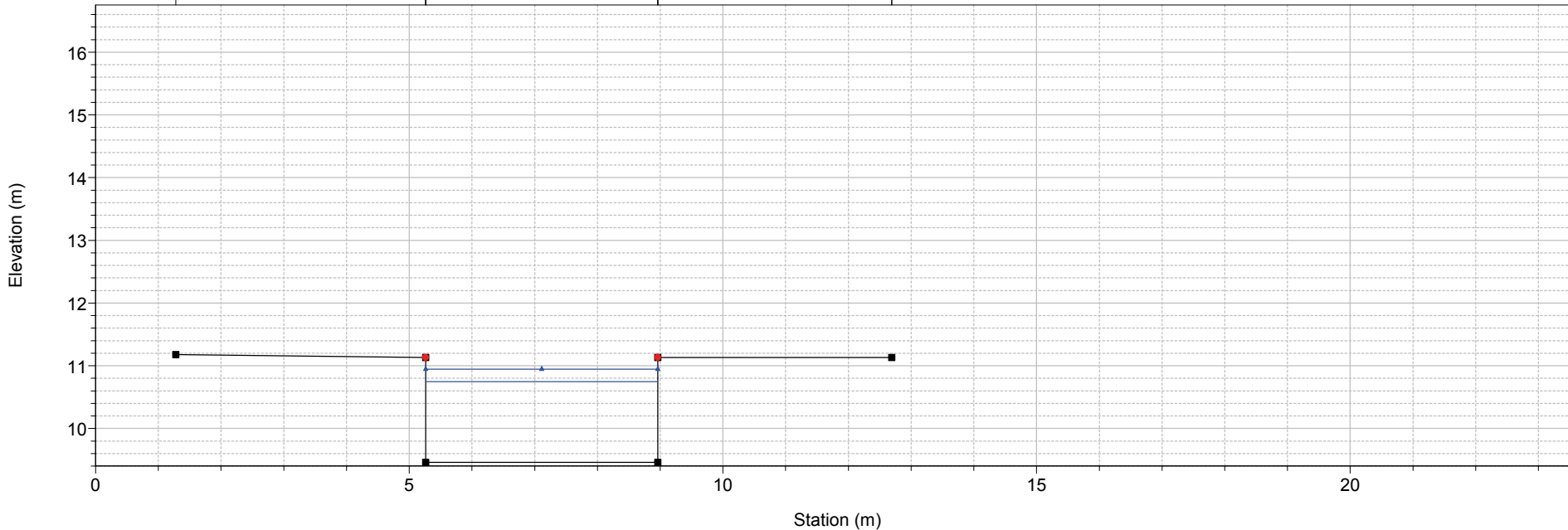
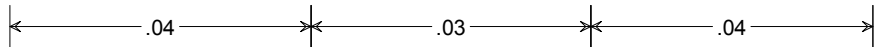
1) A TR30 2) ATR200

River = Fosso dei Morti Reach = Morti RS = 2.5 Culv



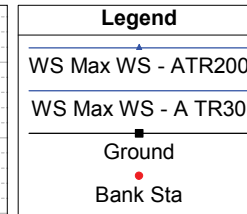
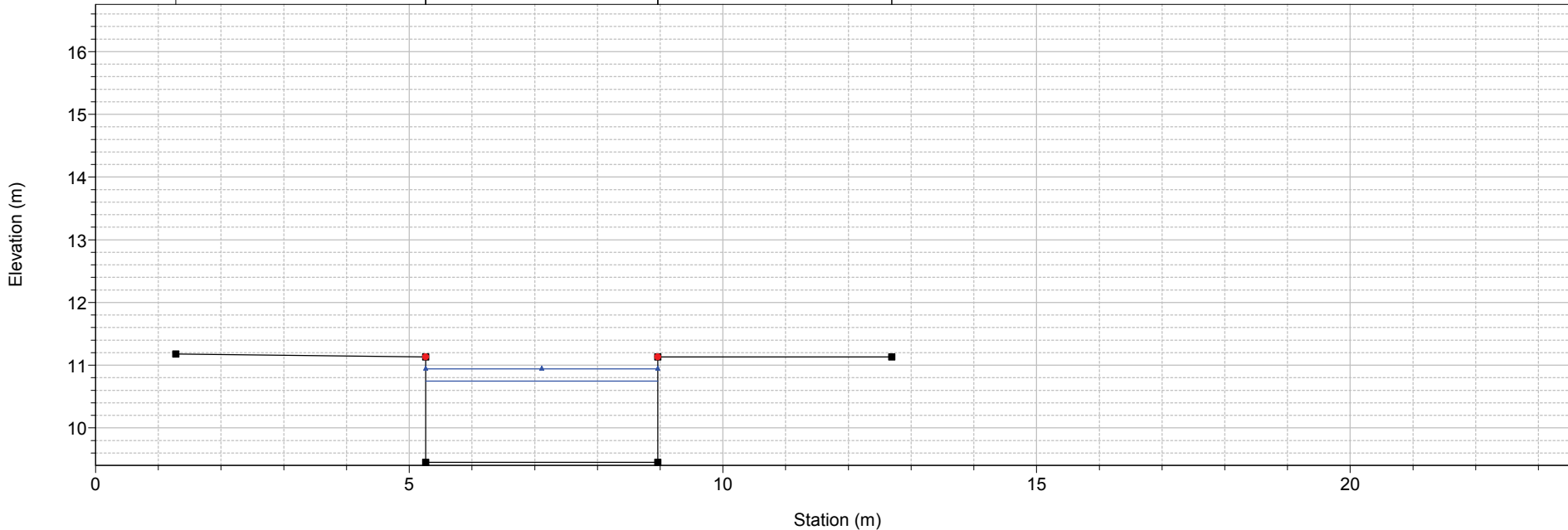
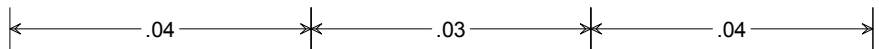
1) A TR30 2) ATR200

River = Fosso dei Morti Reach = Morti RS = 2.1 Sez. 35



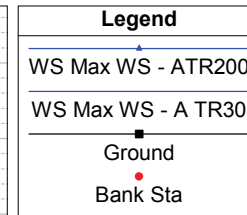
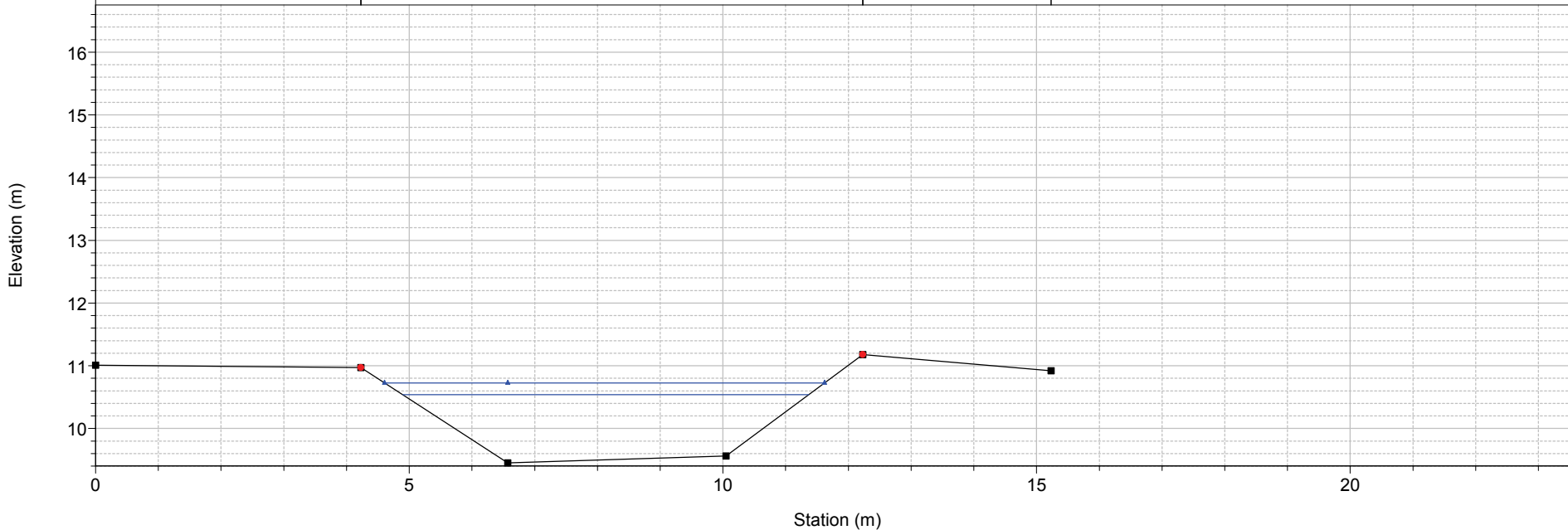

1) A TR30 2) ATR200

River = Fosso dei Morti Reach = Morti RS = 2 Sez. 35



1) A TR30 2) ATR200

River = Fosso dei Morti Reach = Morti RS = 1 Sez. 36



| Reach | River Sta | Plan | Q Total (m3/s) | Min Ch El (m) | W.S. Elev (m) | Crit W.S. (m) | E.G. Elev (m) | E.G. Slope (m/m) | Vel Chnl (m/s) | Flow Area (m2) | Top Width (m) | Froude # Chl |
|-------|-----------|--------|-------------------|------------------|------------------|------------------|------------------|---------------------|-------------------|-------------------|------------------|--------------|
| Morti | 40 | A TR30 | 12.63 | 51.84 | 53.55 | 53.50 | 53.78 | 0.005812 | 2.41 | 7.20 | 12.76 | 0.71 |
| Morti | 40 | ATR200 | 19.19 | 51.84 | 53.84 | 53.71 | 54.06 | 0.004469 | 2.46 | 11.39 | 15.66 | 0.65 |
| Morti | 39.99 | A TR30 | 12.63 | 51.84 | 53.16 | 53.50 | 54.23 | 0.037021 | 4.63 | 2.98 | 8.48 | 1.68 |
| Morti | 39.99 | ATR200 | 19.19 | 51.84 | 53.33 | 53.71 | 54.56 | 0.035459 | 5.19 | 4.67 | 10.64 | 1.70 |
| Morti | 39.98 | | Lat Struct | | | | | | | | | |
| Morti | 39.97 | | Lat Struct | | | | | | | | | |
| Morti | 39 | A TR30 | 12.62 | 47.91 | 49.35 | 49.67 | 50.20 | 0.025668 | 4.09 | 3.08 | 3.25 | 1.34 |
| Morti | 39 | ATR200 | 18.61 | 47.91 | 49.55 | 49.91 | 50.65 | 0.029048 | 4.76 | 4.41 | 7.58 | 1.45 |
| Morti | 38 | A TR30 | 12.73 | 45.43 | 47.71 | 46.58 | 47.74 | 0.000327 | 0.93 | 19.47 | 11.34 | 0.20 |
| Morti | 38 | ATR200 | 18.22 | 45.43 | 48.54 | 46.73 | 48.57 | 0.000206 | 0.92 | 28.91 | 11.34 | 0.17 |
| Morti | 37.9 | A TR30 | 12.52 | 45.01 | 47.71 | | 47.74 | 0.000275 | 0.85 | 20.50 | 11.34 | 0.17 |
| Morti | 37.9 | ATR200 | 18.20 | 45.01 | 48.55 | | 48.57 | 0.000191 | 0.87 | 29.95 | 11.34 | 0.15 |
| Morti | 37.5 | | Culvert | | | | | | | | | |
| Morti | 37.1 | A TR30 | 12.52 | 44.91 | 46.54 | 46.62 | 46.98 | 0.014682 | 3.14 | 4.78 | 7.17 | 0.86 |
| Morti | 37.1 | ATR200 | 18.20 | 44.91 | 46.70 | 46.84 | 47.29 | 0.018743 | 3.69 | 6.03 | 7.78 | 0.97 |
| Morti | 37 | A TR30 | 12.51 | 45.11 | 46.52 | 46.71 | 47.03 | 0.019878 | 3.48 | 5.00 | 13.82 | 1.04 |
| Morti | 37 | ATR200 | 18.20 | 45.11 | 46.69 | 46.85 | 47.15 | 0.019114 | 3.57 | 7.71 | 18.96 | 1.01 |
| Morti | 36.97 | | Lat Struct | | | | | | | | | |
| Morti | 36 | A TR30 | 4.51 | 43.50 | 45.22 | | 45.27 | 0.001205 | 1.01 | 4.68 | 6.71 | 0.30 |
| Morti | 36 | ATR200 | 4.98 | 43.50 | 45.26 | | 45.31 | 0.001336 | 1.08 | 4.90 | 7.17 | 0.31 |
| Morti | 35.5 | | Culvert | | | | | | | | | |
| Morti | 35 | A TR30 | 4.51 | 43.07 | 44.08 | 43.92 | 44.28 | 0.007332 | 1.94 | 2.32 | 3.18 | 0.73 |
| Morti | 35 | ATR200 | 4.98 | 43.07 | 44.11 | 43.97 | 44.33 | 0.008230 | 2.08 | 2.39 | 3.21 | 0.77 |
| Morti | 34.97 | | Lat Struct | | | | | | | | | |
| Morti | 34 | A TR30 | 3.06 | 42.49 | 44.11 | 43.24 | 44.14 | 0.000885 | 0.84 | 3.80 | 3.77 | 0.24 |
| Morti | 34 | ATR200 | 3.19 | 42.49 | 44.14 | 43.26 | 44.17 | 0.000893 | 0.85 | 3.92 | 3.83 | 0.24 |
| Morti | 33.9 | A TR30 | 2.54 | 42.43 | 44.13 | 43.10 | 44.15 | 0.000288 | 0.66 | 4.01 | 3.81 | 0.18 |
| Morti | 33.9 | ATR200 | 2.56 | 42.43 | 44.16 | 43.11 | 44.18 | 0.000271 | 0.65 | 4.14 | 3.89 | 0.18 |
| Morti | 33.5 | | Bridge | | | | | | | | | |
| Morti | 33.1 | A TR30 | 2.54 | 41.92 | 42.13 | 42.40 | 43.48 | 0.128298 | 5.15 | 0.49 | 2.62 | 3.79 |
| Morti | 33.1 | ATR200 | 2.56 | 41.92 | 42.13 | 42.40 | 43.49 | 0.128124 | 5.16 | 0.50 | 2.62 | 3.79 |
| Morti | 33 | A TR30 | 2.54 | 41.54 | 41.98 | 42.07 | 42.31 | 0.028048 | 2.54 | 1.00 | 2.93 | 1.39 |
| Morti | 33 | ATR200 | 2.56 | 41.54 | 41.98 | 42.07 | 42.31 | 0.028048 | 2.55 | 1.00 | 2.93 | 1.39 |
| Morti | 32 | A TR30 | 2.54 | 40.24 | 40.73 | 40.84 | 41.09 | 0.031917 | 2.69 | 0.94 | 2.85 | 1.49 |
| Morti | 32 | ATR200 | 2.56 | 40.24 | 40.73 | 40.84 | 41.10 | 0.031842 | 2.69 | 0.95 | 2.85 | 1.49 |
| Morti | 31 | A TR30 | 2.54 | 37.73 | 38.46 | 38.11 | 38.50 | 0.001762 | 0.91 | 2.77 | 3.95 | 0.35 |
| Morti | 31 | ATR200 | 2.56 | 37.73 | 38.47 | 38.11 | 38.51 | 0.001760 | 0.92 | 2.79 | 3.95 | 0.35 |
| Morti | 30.9 | A TR30 | 2.54 | 37.71 | 38.46 | 38.09 | 38.50 | 0.000877 | 0.89 | 2.85 | 3.95 | 0.33 |
| Morti | 30.9 | ATR200 | 2.56 | 37.71 | 38.46 | 38.09 | 38.51 | 0.000878 | 0.89 | 2.86 | 3.95 | 0.34 |
| Morti | 30.5 | | Bridge | | | | | | | | | |
| Morti | 30.1 | A TR30 | 2.54 | 37.63 | 38.27 | 38.13 | 38.39 | 0.003499 | 1.51 | 1.68 | 3.00 | 0.64 |
| Morti | 30.1 | ATR200 | 2.56 | 37.63 | 38.27 | 38.13 | 38.39 | 0.003512 | 1.52 | 1.69 | 3.00 | 0.65 |
| Morti | 30 | A TR30 | 2.54 | 37.62 | 38.27 | 38.12 | 38.38 | 0.006311 | 1.50 | 1.70 | 3.00 | 0.64 |
| Morti | 30 | ATR200 | 2.56 | 37.62 | 38.27 | 38.12 | 38.38 | 0.006336 | 1.50 | 1.70 | 3.00 | 0.64 |
| Morti | 29 | A TR30 | 2.54 | 37.19 | 37.72 | 37.76 | 37.96 | 0.017472 | 2.15 | 1.18 | 3.16 | 1.12 |
| Morti | 29 | ATR200 | 2.56 | 37.19 | 37.73 | 37.76 | 37.96 | 0.017434 | 2.16 | 1.19 | 3.17 | 1.12 |
| Morti | 28 | A TR30 | 2.54 | 36.08 | 36.75 | 36.79 | 37.02 | 0.018013 | 2.31 | 1.10 | 2.50 | 1.11 |
| Morti | 28 | ATR200 | 2.56 | 36.08 | 36.75 | 36.79 | 37.03 | 0.018008 | 2.32 | 1.11 | 2.50 | 1.11 |
| Morti | 27 | A TR30 | 2.54 | 34.50 | 35.03 | 35.12 | 35.39 | 0.027353 | 2.67 | 0.95 | 2.41 | 1.36 |
| Morti | 27 | ATR200 | 2.56 | 34.50 | 35.03 | 35.13 | 35.40 | 0.027371 | 2.67 | 0.96 | 2.42 | 1.36 |

| Reach | River Sta | Plan | Q Total (m3/s) | Min Ch El (m) | W.S. Elev (m) | Crit W.S. (m) | E.G. Elev (m) | E.G. Slope (m/m) | Vel Chnl (m/s) | Flow Area (m2) | Top Width (m) | Froude # Chl |
|-------|-----------|--------|-------------------|------------------|------------------|------------------|------------------|---------------------|-------------------|-------------------|------------------|--------------|
| Morti | 26 | A TR30 | 2.53 | 30.23 | 30.59 | 30.81 | 31.38 | 0.101539 | 3.96 | 0.64 | 2.65 | 2.57 |
| Morti | 26 | ATR200 | 2.54 | 30.23 | 30.59 | 30.81 | 31.39 | 0.101109 | 3.96 | 0.64 | 2.65 | 2.57 |
| Morti | 25.5 | A TR30 | 2.29 | 28.18 | 29.38 | 28.83 | 29.40 | 0.000820 | 0.76 | 3.75 | 7.08 | 0.26 |
| Morti | 25.5 | ATR200 | 2.25 | 28.18 | 29.41 | 28.82 | 29.43 | 0.000675 | 0.71 | 4.00 | 7.11 | 0.23 |
| Morti | 25 | A TR30 | 2.22 | 28.11 | 29.37 | 28.78 | 29.37 | 0.000008 | 0.08 | 44.89 | 80.73 | 0.03 |
| Morti | 25 | ATR200 | 2.27 | 28.11 | 29.40 | 28.78 | 29.40 | 0.000007 | 0.07 | 47.60 | 80.76 | 0.02 |
| Morti | 24 | A TR30 | 2.21 | 28.05 | 29.37 | 28.68 | 29.37 | 0.000004 | 0.06 | 60.29 | 89.77 | 0.02 |
| Morti | 24 | ATR200 | 2.26 | 28.05 | 29.40 | 28.68 | 29.40 | 0.000003 | 0.06 | 63.31 | 89.86 | 0.02 |
| Morti | 23 | A TR30 | 2.21 | 27.99 | 29.37 | 28.62 | 29.37 | 0.000002 | 0.05 | 66.39 | 84.10 | 0.01 |
| Morti | 23 | ATR200 | 2.26 | 27.99 | 29.40 | 28.62 | 29.40 | 0.000002 | 0.05 | 69.21 | 84.26 | 0.01 |
| Morti | 22 | A TR30 | 2.21 | 27.97 | 29.37 | | 29.37 | 0.000014 | 0.12 | 34.11 | 81.94 | 0.03 |
| Morti | 22 | ATR200 | 2.25 | 27.97 | 29.40 | | 29.40 | 0.000012 | 0.12 | 36.86 | 82.10 | 0.03 |
| Morti | 21.5 | | Culvert | | | | | | | | | |
| Morti | 21 | A TR30 | 2.21 | 27.85 | 28.08 | 28.13 | 28.28 | 0.026690 | 1.94 | 1.14 | 4.87 | 1.28 |
| Morti | 21 | ATR200 | 2.25 | 27.85 | 28.09 | 28.13 | 28.28 | 0.026676 | 1.96 | 1.15 | 4.87 | 1.28 |
| Morti | 20.80 | A TR30 | 2.21 | 27.22 | 27.47 | 27.52 | 27.68 | 0.025460 | 2.00 | 1.11 | 4.47 | 1.28 |
| Morti | 20.80 | ATR200 | 2.25 | 27.22 | 27.48 | 27.52 | 27.68 | 0.025421 | 2.01 | 1.12 | 4.48 | 1.28 |
| Morti | 20 | A TR30 | 2.48 | 24.69 | 25.31 | 25.31 | 25.53 | 0.014291 | 2.09 | 1.19 | 2.63 | 0.99 |
| Morti | 20 | ATR200 | 2.86 | 24.69 | 25.37 | 25.36 | 25.60 | 0.013291 | 2.12 | 1.35 | 2.73 | 0.96 |
| Morti | 19.9 | A TR30 | 2.55 | 24.61 | 25.26 | 25.08 | 25.37 | 0.002713 | 1.42 | 1.80 | 3.15 | 0.60 |
| Morti | 19.9 | ATR200 | 2.96 | 24.61 | 25.34 | 25.13 | 25.45 | 0.002563 | 1.45 | 2.04 | 3.25 | 0.59 |
| Morti | 19.5 | | Bridge | | | | | | | | | |
| Morti | 19.1 | A TR30 | 2.55 | 24.50 | 25.04 | 24.97 | 25.18 | 0.004661 | 1.66 | 1.54 | 3.52 | 0.80 |
| Morti | 19.1 | ATR200 | 2.96 | 24.50 | 25.08 | 25.01 | 25.24 | 0.004797 | 1.75 | 1.69 | 3.63 | 0.82 |
| Morti | 19 | A TR30 | 2.56 | 24.47 | 25.01 | 25.05 | 25.25 | 0.019398 | 2.19 | 1.17 | 3.34 | 1.18 |
| Morti | 19 | ATR200 | 2.99 | 24.47 | 25.05 | 25.10 | 25.31 | 0.018627 | 2.26 | 1.32 | 3.45 | 1.17 |
| Morti | 18 | A TR30 | 2.77 | 23.85 | 24.50 | 24.39 | 24.63 | 0.006762 | 1.57 | 1.77 | 3.68 | 0.72 |
| Morti | 18 | ATR200 | 3.31 | 23.85 | 24.58 | 24.45 | 24.71 | 0.006183 | 1.60 | 2.07 | 3.92 | 0.70 |
| Morti | 17 | A TR30 | 3.10 | 23.34 | 24.00 | 23.99 | 24.22 | 0.012484 | 2.04 | 1.52 | 3.36 | 0.97 |
| Morti | 17 | ATR200 | 3.83 | 23.34 | 24.09 | 24.07 | 24.31 | 0.011729 | 2.11 | 1.81 | 3.62 | 0.95 |
| Morti | 16 | A TR30 | 3.62 | 22.12 | 22.93 | 22.96 | 23.23 | 0.016154 | 2.42 | 1.49 | 2.90 | 1.08 |
| Morti | 16 | ATR200 | 4.64 | 22.12 | 23.05 | 23.08 | 23.37 | 0.015002 | 2.51 | 1.85 | 3.20 | 1.05 |
| Morti | 15.1 | A TR30 | 4.03 | 21.12 | 22.09 | 21.79 | 22.25 | 0.006534 | 1.77 | 2.28 | 2.35 | 0.57 |
| Morti | 15.1 | ATR200 | 5.29 | 21.12 | 22.29 | 21.92 | 22.48 | 0.006743 | 1.92 | 2.76 | 2.35 | 0.57 |
| Morti | 15 | A TR30 | 4.04 | 21.12 | 22.09 | 21.79 | 22.25 | 0.003535 | 1.77 | 2.28 | 2.35 | 0.57 |
| Morti | 15 | ATR200 | 5.30 | 21.12 | 22.29 | 21.92 | 22.48 | 0.003649 | 1.92 | 2.75 | 2.35 | 0.57 |
| Morti | 14.5 | | Bridge | | | | | | | | | |
| Morti | 14 | A TR30 | 4.04 | 21.00 | 21.68 | 21.71 | 22.06 | 0.011387 | 2.72 | 1.48 | 2.17 | 1.05 |
| Morti | 14 | ATR200 | 5.30 | 21.00 | 21.83 | 21.85 | 22.27 | 0.011489 | 2.94 | 1.80 | 2.17 | 1.03 |
| Morti | 13.9 | A TR30 | 4.04 | 21.00 | 21.68 | 21.70 | 22.06 | 0.021315 | 2.73 | 1.48 | 2.17 | 1.05 |
| Morti | 13.9 | ATR200 | 5.30 | 21.00 | 21.83 | 21.85 | 22.27 | 0.021480 | 2.95 | 1.80 | 2.17 | 1.04 |
| Morti | 13 | A TR30 | 4.37 | 19.79 | 20.61 | 20.70 | 21.02 | 0.021184 | 2.83 | 1.54 | 2.74 | 1.20 |
| Morti | 13 | ATR200 | 5.82 | 19.79 | 20.73 | 20.84 | 21.22 | 0.022329 | 3.12 | 1.87 | 2.89 | 1.24 |
| Morti | 12 | A TR30 | 4.84 | 18.28 | 19.12 | 19.16 | 19.45 | 0.015635 | 2.53 | 1.91 | 3.51 | 1.10 |
| Morti | 12 | ATR200 | 6.55 | 18.28 | 19.28 | 19.31 | 19.63 | 0.014010 | 2.63 | 2.49 | 3.97 | 1.06 |
| Morti | 11.8 | A TR30 | 4.86 | 18.13 | 19.08 | 19.04 | 19.34 | 0.010648 | 2.23 | 2.18 | 3.55 | 0.91 |
| Morti | 11.8 | ATR200 | 6.58 | 18.13 | 19.24 | 19.19 | 19.53 | 0.010219 | 2.37 | 2.78 | 3.97 | 0.90 |
| Morti | 11.5 | | Bridge | | | | | | | | | |
| Morti | 11.2 | A TR30 | 4.86 | 18.04 | 18.76 | 18.94 | 19.34 | 0.034802 | 3.40 | 1.43 | 3.08 | 1.59 |
| Morti | 11.2 | ATR200 | 6.58 | 18.04 | 18.87 | 19.08 | 19.55 | 0.033500 | 3.64 | 1.81 | 3.39 | 1.59 |

| Reach | River Sta | Plan | Q Total (m3/s) | Min Ch El (m) | W.S. Elev (m) | Crit W.S. (m) | E.G. Elev (m) | E.G. Slope (m/m) | Vel Chnl (m/s) | Flow Area (m2) | Top Width (m) | Froude # Chl |
|-------|-----------|--------|-------------------|------------------|------------------|------------------|------------------|---------------------|-------------------|-------------------|------------------|--------------|
| Morti | 11 | A TR30 | 4.88 | 17.86 | 18.65 | 18.78 | 19.12 | 0.025254 | 3.06 | 1.60 | 3.09 | 1.36 |
| Morti | 11 | ATR200 | 6.62 | 17.86 | 18.77 | 18.93 | 19.34 | 0.025813 | 3.34 | 1.98 | 3.36 | 1.39 |
| Morti | 10.1 | A TR30 | 5.29 | 17.10 | 17.79 | 17.59 | 17.89 | 0.003950 | 1.41 | 3.76 | 6.34 | 0.58 |
| Morti | 10.1 | ATR200 | 7.18 | 17.10 | 17.96 | 17.70 | 18.07 | 0.003381 | 1.47 | 4.88 | 6.79 | 0.55 |
| Morti | 10 | A TR30 | 5.29 | 17.10 | 17.79 | 17.59 | 17.89 | 0.000634 | 1.41 | 3.75 | 6.34 | 0.58 |
| Morti | 10 | ATR200 | 7.18 | 17.10 | 17.96 | 17.70 | 18.07 | 0.000542 | 1.47 | 4.88 | 6.79 | 0.55 |
| Morti | 9.5 | | Bridge | | | | | | | | | |
| Morti | 9.2 | A TR30 | 5.29 | 16.74 | 17.28 | 17.30 | 17.56 | 0.002601 | 2.37 | 2.23 | 4.35 | 1.05 |
| Morti | 9.2 | ATR200 | 7.18 | 16.74 | 17.40 | 17.41 | 17.74 | 0.002552 | 2.61 | 2.75 | 4.35 | 1.05 |
| Morti | 9 | A TR30 | 5.29 | 16.72 | 17.26 | 17.27 | 17.54 | 0.015995 | 2.36 | 2.25 | 4.35 | 1.05 |
| Morti | 9 | ATR200 | 7.20 | 16.72 | 17.37 | 17.39 | 17.72 | 0.015779 | 2.61 | 2.76 | 4.35 | 1.04 |
| Morti | 8 | A TR30 | 6.00 | 14.20 | 15.38 | 15.37 | 15.70 | 0.012591 | 2.51 | 2.39 | 3.56 | 0.98 |
| Morti | 8 | ATR200 | 8.37 | 14.20 | 15.56 | 15.55 | 15.94 | 0.012563 | 2.74 | 3.06 | 3.95 | 0.99 |
| Morti | 7.98 | | Lat Struct | | | | | | | | | |
| Morti | 7 | A TR30 | 6.77 | 12.38 | 13.63 | 13.79 | 14.19 | 0.027556 | 3.33 | 2.03 | 3.45 | 1.38 |
| Morti | 7 | ATR200 | 9.48 | 12.38 | 13.79 | 13.97 | 14.44 | 0.026570 | 3.57 | 2.65 | 3.96 | 1.39 |
| Morti | 6.1 | A TR30 | 6.77 | 10.93 | 12.52 | 12.23 | 12.70 | 0.005359 | 1.89 | 3.57 | 3.94 | 0.64 |
| Morti | 6.1 | ATR200 | 9.47 | 10.93 | 12.96 | 12.44 | 13.11 | 0.003294 | 1.72 | 5.49 | 4.75 | 0.51 |
| Morti | 6 | A TR30 | 6.77 | 11.15 | 12.59 | | 12.70 | 0.002490 | 1.43 | 4.74 | 4.27 | 0.43 |
| Morti | 6 | ATR200 | 9.47 | 11.15 | 13.01 | | 13.11 | 0.001968 | 1.43 | 6.64 | 4.93 | 0.39 |
| Morti | 5.5 | | Culvert | | | | | | | | | |
| Morti | 5 | A TR30 | 6.77 | 11.02 | 12.44 | 11.89 | 12.55 | 0.002662 | 1.46 | 4.62 | 4.24 | 0.45 |
| Morti | 5 | ATR200 | 9.47 | 11.02 | 12.78 | 12.09 | 12.90 | 0.002404 | 1.54 | 6.15 | 4.73 | 0.43 |
| Morti | 4.9 | A TR30 | 6.76 | 10.96 | 12.37 | 12.06 | 12.54 | 0.004547 | 1.82 | 3.71 | 4.00 | 0.60 |
| Morti | 4.9 | ATR200 | 9.47 | 10.96 | 12.73 | 12.26 | 12.89 | 0.003538 | 1.81 | 5.23 | 4.57 | 0.54 |
| Morti | 4.898 | | Lat Struct | | | | | | | | | |
| Morti | 4.897 | | Lat Struct | | | | | | | | | |
| Morti | 4 | A TR30 | 6.76 | 10.49 | 12.39 | 11.56 | 12.46 | 0.001257 | 1.14 | 5.96 | 5.25 | 0.32 |
| Morti | 4 | ATR200 | 9.40 | 10.49 | 12.76 | 11.75 | 12.83 | 0.001105 | 1.21 | 8.27 | 7.09 | 0.31 |
| Morti | 3 | A TR30 | 10.35 | 10.16 | 12.15 | | 12.21 | 0.000824 | 1.10 | 10.12 | 11.91 | 0.29 |
| Morti | 3 | ATR200 | 13.56 | 10.16 | 12.39 | | 12.45 | 0.000793 | 1.19 | 13.19 | 13.61 | 0.29 |
| Morti | 2.5 | | Culvert | | | | | | | | | |
| Morti | 2.1 | A TR30 | 10.35 | 9.46 | 10.75 | 10.39 | 10.99 | 0.006136 | 2.17 | 4.76 | 3.70 | 0.61 |
| Morti | 2.1 | ATR200 | 14.66 | 9.46 | 10.95 | 10.63 | 11.31 | 0.008288 | 2.67 | 5.50 | 3.70 | 0.70 |
| Morti | 2 | A TR30 | 10.35 | 9.45 | 10.75 | 10.38 | 10.98 | 0.006028 | 2.16 | 4.79 | 3.70 | 0.61 |
| Morti | 2 | ATR200 | 14.63 | 9.45 | 10.94 | 10.62 | 11.30 | 0.008179 | 2.65 | 5.52 | 3.70 | 0.69 |
| Morti | 1 | A TR30 | 10.35 | 9.45 | 10.54 | 10.35 | 10.74 | 0.005611 | 2.01 | 5.14 | 6.47 | 0.72 |
| Morti | 1 | ATR200 | 14.12 | 9.45 | 10.73 | 10.53 | 10.97 | 0.005610 | 2.20 | 6.42 | 7.02 | 0.73 |

| Reach | River Sta | Plan | Q US (m3/s) | Q Leaving Total (m3/s) | Q DS (m3/s) | Q Weir (m3/s) | Q Gates (m3/s) | Wr Top Wdth (m) | Weir Max Depth (m) | Weir Avg Depth (m) | Min El Weir Flow (m) | E.G. US. (m) | W.S. US. (m) | E.G. DS (m) | W.S. DS (m) |
|-------|-----------|--------|----------------|---------------------------|----------------|------------------|-------------------|--------------------|-----------------------|-----------------------|-------------------------|-----------------|-----------------|----------------|----------------|
| Morti | 39.98 | A TR30 | 12.63 | 9.81 | 12.73 | 9.81 | | 50.96 | 1.56 | 0.75 | 46.15 | 54.22 | 53.15 | 47.74 | 47.71 |
| Morti | 39.98 | ATR200 | 19.19 | 2.25 | 18.22 | 2.25 | | 72.40 | 2.39 | 1.16 | 46.15 | 54.55 | 53.33 | 48.57 | 48.54 |
| Morti | 39.97 | A TR30 | 12.63 | 10.76 | 12.73 | 10.76 | | 66.27 | 1.35 | 0.57 | 46.36 | 54.22 | 53.15 | 47.74 | 47.71 |
| Morti | 39.97 | ATR200 | 19.19 | 2.86 | 18.22 | 2.86 | | 126.79 | 2.19 | 0.75 | 46.36 | 54.55 | 53.33 | 48.57 | 48.54 |
| Morti | 36.97 | A TR30 | 12.51 | 7.87 | 4.51 | 7.87 | | 49.65 | 0.49 | 0.18 | 44.73 | 47.03 | 46.52 | 45.28 | 45.22 |
| Morti | 36.97 | ATR200 | 18.20 | 13.22 | 4.98 | 13.22 | | 70.62 | 0.53 | 0.21 | 44.73 | 47.15 | 46.68 | 45.32 | 45.26 |
| Morti | 34.97 | A TR30 | 4.51 | 1.98 | 2.54 | 1.98 | | 22.17 | 0.25 | 0.13 | 43.88 | 44.28 | 44.08 | 44.15 | 44.13 |
| Morti | 34.97 | ATR200 | 4.98 | 2.42 | 2.56 | 2.42 | | 22.51 | 0.28 | 0.15 | 43.88 | 44.33 | 44.11 | 44.18 | 44.16 |
| Morti | 7.98 | A TR30 | 6.00 | 0.00 | 6.77 | 0.00 | | | | | 13.91 | 15.70 | 15.38 | 14.19 | 13.63 |
| Morti | 7.98 | ATR200 | 8.37 | 0.10 | 9.48 | 0.10 | | 31.49 | 0.03 | 0.01 | 13.91 | 15.94 | 15.55 | 14.45 | 13.80 |
| Morti | 4.898 | A TR30 | 6.76 | 0.03 | 10.35 | 0.03 | | 5.90 | 0.04 | 0.02 | 12.11 | 12.54 | 12.37 | 12.21 | 12.15 |
| Morti | 4.898 | ATR200 | 9.47 | 2.79 | 13.56 | 2.79 | | 38.50 | 0.28 | 0.11 | 12.11 | 12.89 | 12.73 | 12.45 | 12.39 |
| Morti | 4.897 | A TR30 | 6.76 | 0.00 | 10.35 | 0.00 | | | | | 12.35 | 12.54 | 12.37 | 12.21 | 12.15 |
| Morti | 4.897 | ATR200 | 9.47 | 0.01 | 13.56 | 0.01 | | 2.59 | 0.04 | 0.02 | 12.35 | 12.89 | 12.73 | 12.45 | 12.39 |

| Reach | River Sta | Plan | Q US (m3/s) | Q Leaving Total (m3/s) | Q DS (m3/s) | Q Weir (m3/s) | Q Gates (m3/s) | Wr Top Wdth (m) | Weir Max Depth (m) | Weir Avg Depth (m) | Min El Weir Flow (m) | E.G. US. (m) | W.S. US. (m) | E.G. DS (m) | W.S. DS (m) |
|-------|-----------|--------|----------------|---------------------------|----------------|------------------|-------------------|--------------------|-----------------------|-----------------------|-------------------------|-----------------|-----------------|----------------|----------------|
| Morti | 39.98 | A TR30 | 12.63 | 9.81 | 12.73 | 9.81 | | 50.96 | 1.56 | 0.75 | 46.15 | 54.22 | 53.15 | 47.74 | 47.71 |
| Morti | 39.98 | ATR200 | 19.19 | 2.25 | 18.22 | 2.25 | | 72.40 | 2.39 | 1.16 | 46.15 | 54.55 | 53.33 | 48.57 | 48.54 |
| Morti | 39.97 | A TR30 | 12.63 | 10.76 | 12.73 | 10.76 | | 66.27 | 1.35 | 0.57 | 46.36 | 54.22 | 53.15 | 47.74 | 47.71 |
| Morti | 39.97 | ATR200 | 19.19 | 2.86 | 18.22 | 2.86 | | 126.79 | 2.19 | 0.75 | 46.36 | 54.55 | 53.33 | 48.57 | 48.54 |
| Morti | 36.97 | A TR30 | 12.51 | 7.87 | 4.51 | 7.87 | | 49.65 | 0.49 | 0.18 | 44.73 | 47.03 | 46.52 | 45.28 | 45.22 |
| Morti | 36.97 | ATR200 | 18.20 | 13.22 | 4.98 | 13.22 | | 70.62 | 0.53 | 0.21 | 44.73 | 47.15 | 46.68 | 45.32 | 45.26 |
| Morti | 34.97 | A TR30 | 4.51 | 1.98 | 2.54 | 1.98 | | 22.17 | 0.25 | 0.13 | 43.88 | 44.28 | 44.08 | 44.15 | 44.13 |
| Morti | 34.97 | ATR200 | 4.98 | 2.42 | 2.56 | 2.42 | | 22.51 | 0.28 | 0.15 | 43.88 | 44.33 | 44.11 | 44.18 | 44.16 |
| Morti | 7.98 | A TR30 | 6.00 | 0.00 | 6.77 | 0.00 | | | | | 13.91 | 15.70 | 15.38 | 14.19 | 13.63 |
| Morti | 7.98 | ATR200 | 8.37 | 0.10 | 9.48 | 0.10 | | 31.49 | 0.03 | 0.01 | 13.91 | 15.94 | 15.55 | 14.45 | 13.80 |
| Morti | 4.898 | A TR30 | 6.76 | 0.03 | 10.35 | 0.03 | | 5.90 | 0.04 | 0.02 | 12.11 | 12.54 | 12.37 | 12.21 | 12.15 |
| Morti | 4.898 | ATR200 | 9.47 | 2.79 | 13.56 | 2.79 | | 38.50 | 0.28 | 0.11 | 12.11 | 12.89 | 12.73 | 12.45 | 12.39 |
| Morti | 4.897 | A TR30 | 6.76 | 0.00 | 10.35 | 0.00 | | | | | 12.35 | 12.54 | 12.37 | 12.21 | 12.15 |
| Morti | 4.897 | ATR200 | 9.47 | 0.01 | 13.56 | 0.01 | | 2.59 | 0.04 | 0.02 | 12.35 | 12.89 | 12.73 | 12.45 | 12.39 |

Fosso Vallecorsa e fosso Mozzicone

Stato attuale



Note of the XS's are Geo-Referenced (Geo-Ref user entered XS , Geo-Ref interpolated XS , Non Geo-Ref user entered XS , Non Geo-Ref interpolated XS)

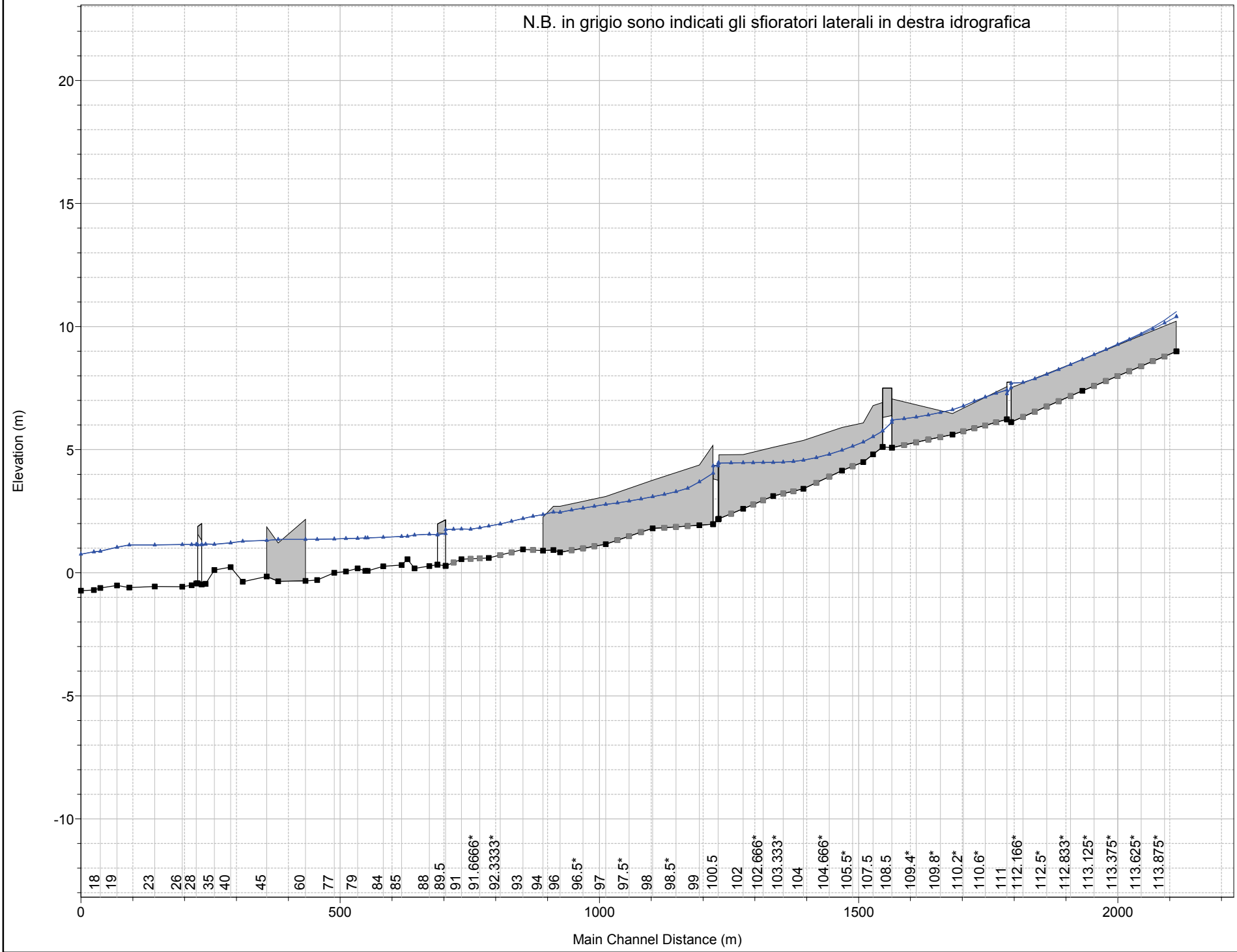
1 cm Horiz. = 82 m 1 cm Vert. = 67 m

1) A TR 200 2) A TR 30

N.B. in grigio sono indicati gli sfioratori laterali in destra idrografica

Legend

- WS Max WS - A TR 200
- WS Max WS - A TR 30
- Ground



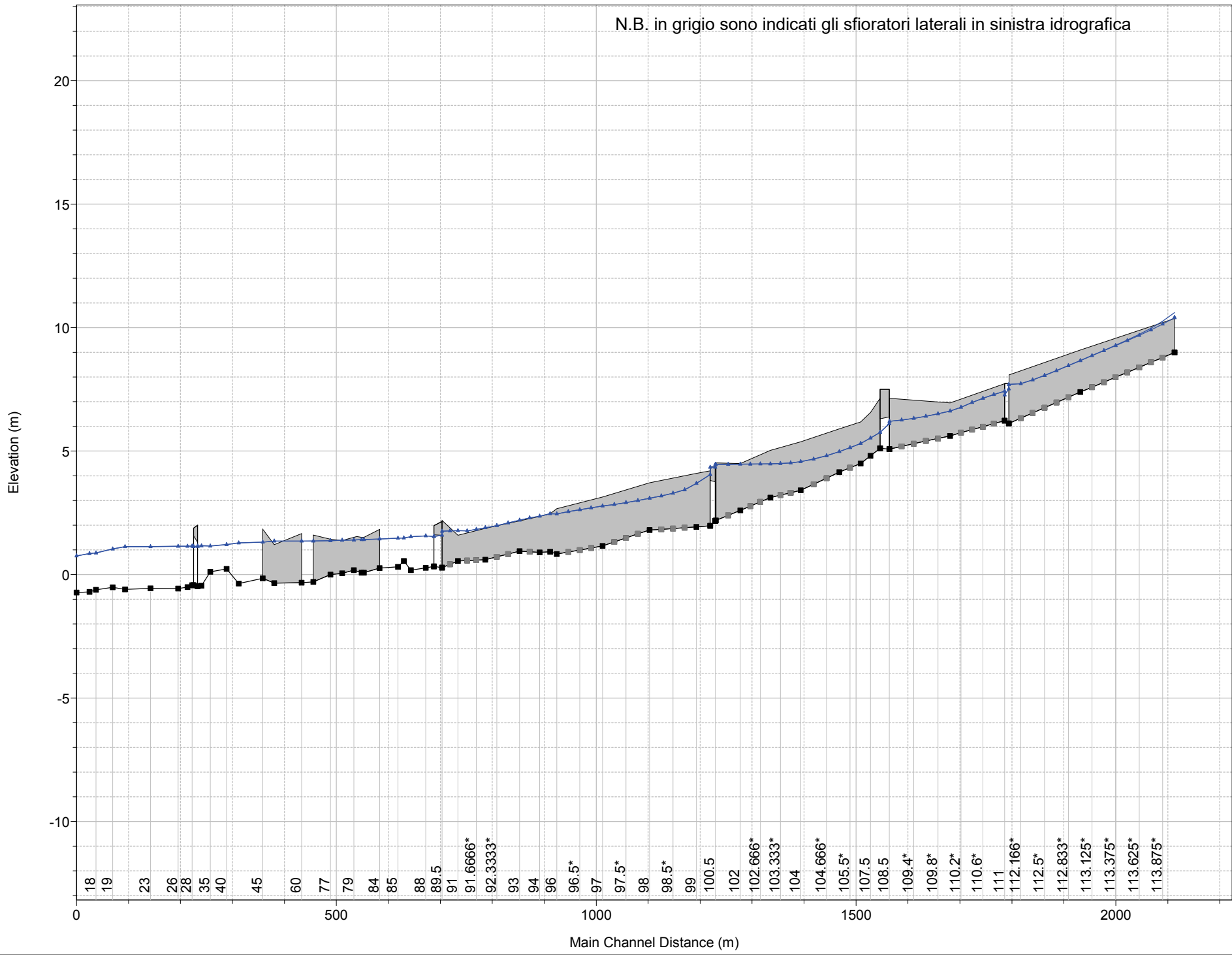
1 cm Horiz. = 95 m 1 cm Vert. = 2 m

1) A TR 200 2) A TR 30

N.B. in grigio sono indicati gli sfioratori laterali in sinistra idrografica

Legend

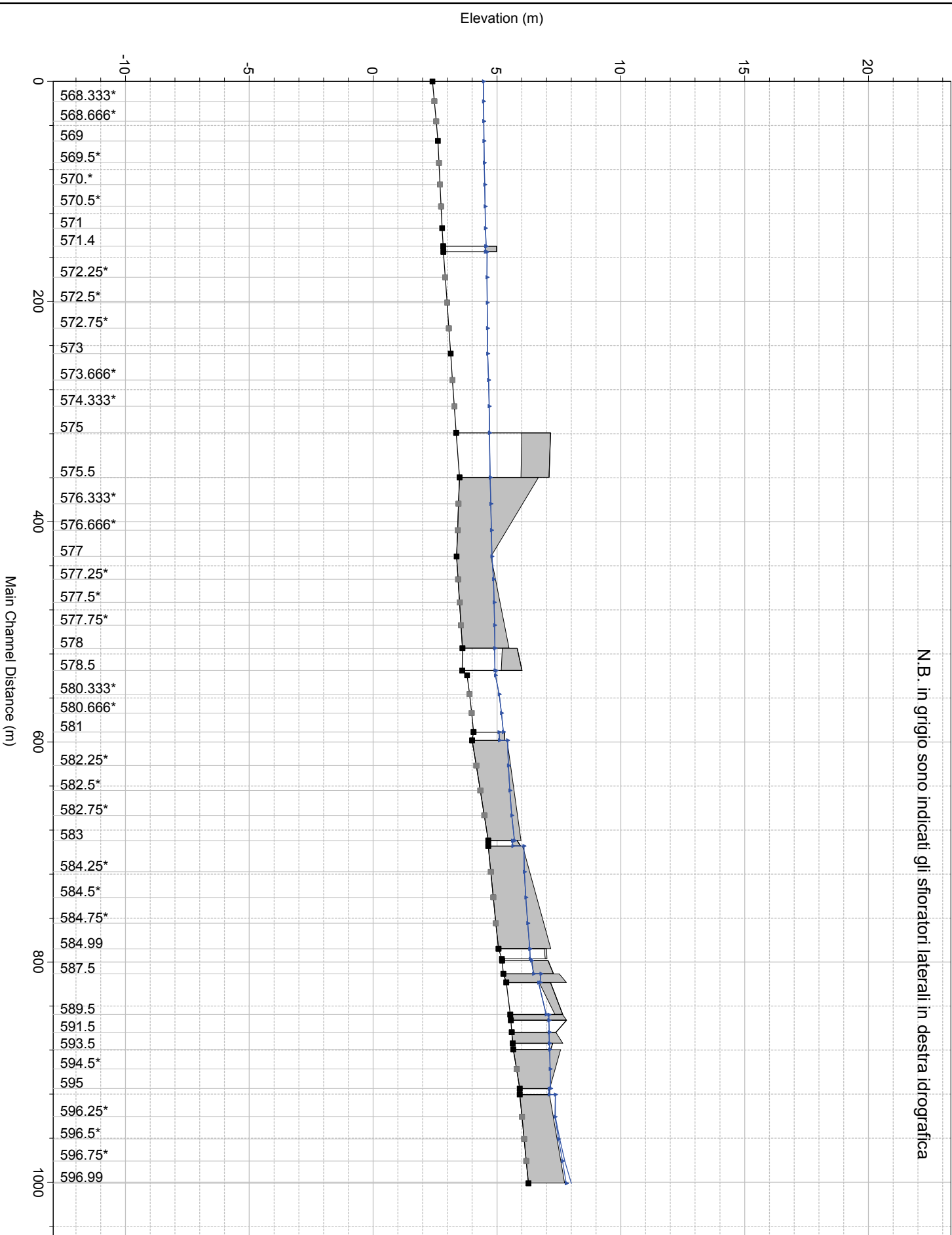
- WS Max WS - A TR 200
- WS Max WS - A TR 30
- Ground



1 cm Horiz. = 95 m 1 cm Vert. = 2 m

1) A TR 200 2) A TR 30

N.B. in grigio sono indicati gli sfioratori laterali in destra idrografica



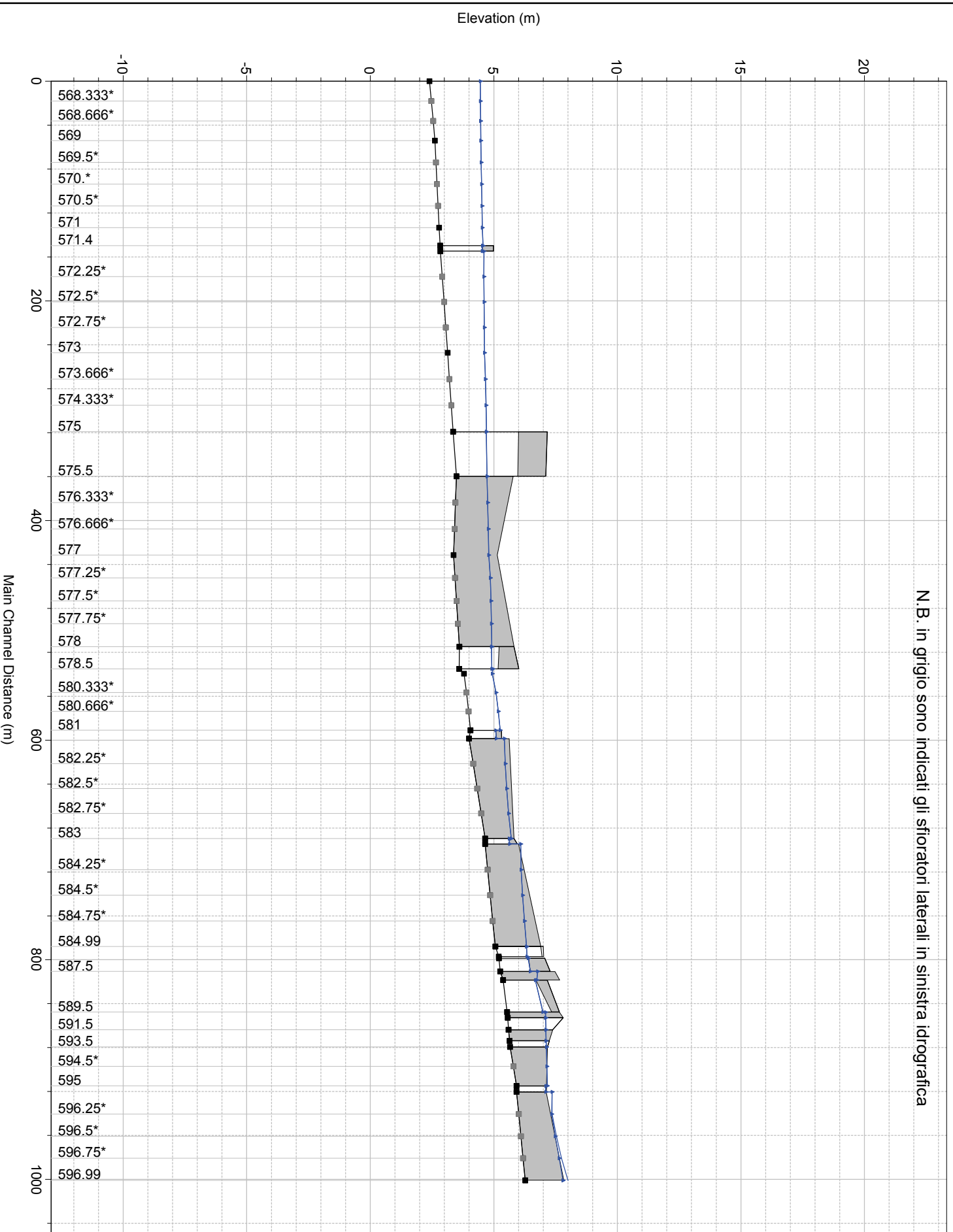
Legend

- WS Max WS - A TR 200
- WS Max WS - A TR 30
- Ground

1 cm Horiz. = 45 m 1 cm Vert. = 2 m

1) A TR 200 2) A TR 30

N.B. in grigio sono indicati gli sfioratori laterali in sinistra idrografica



Legend

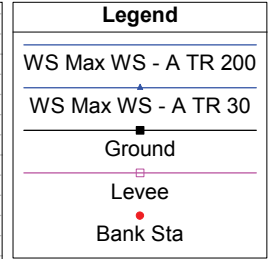
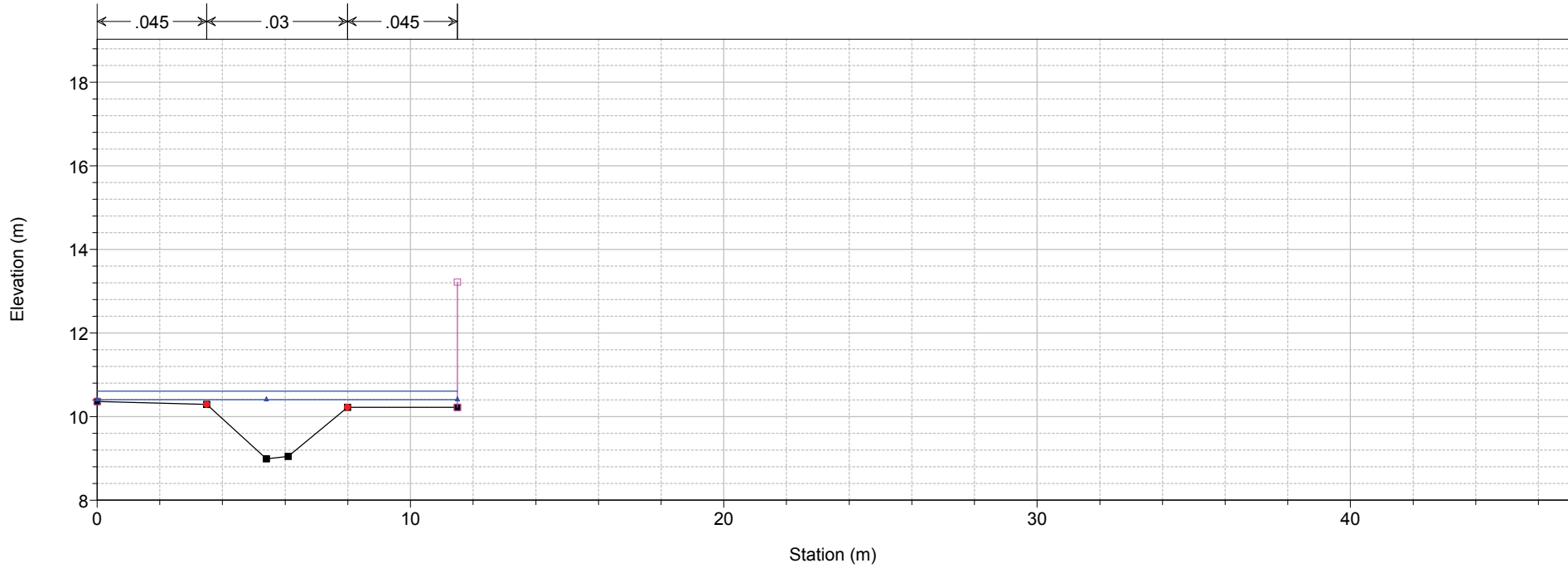
WS Max WS - A TR 200

WS Max WS - A TR 30

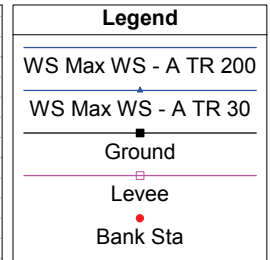
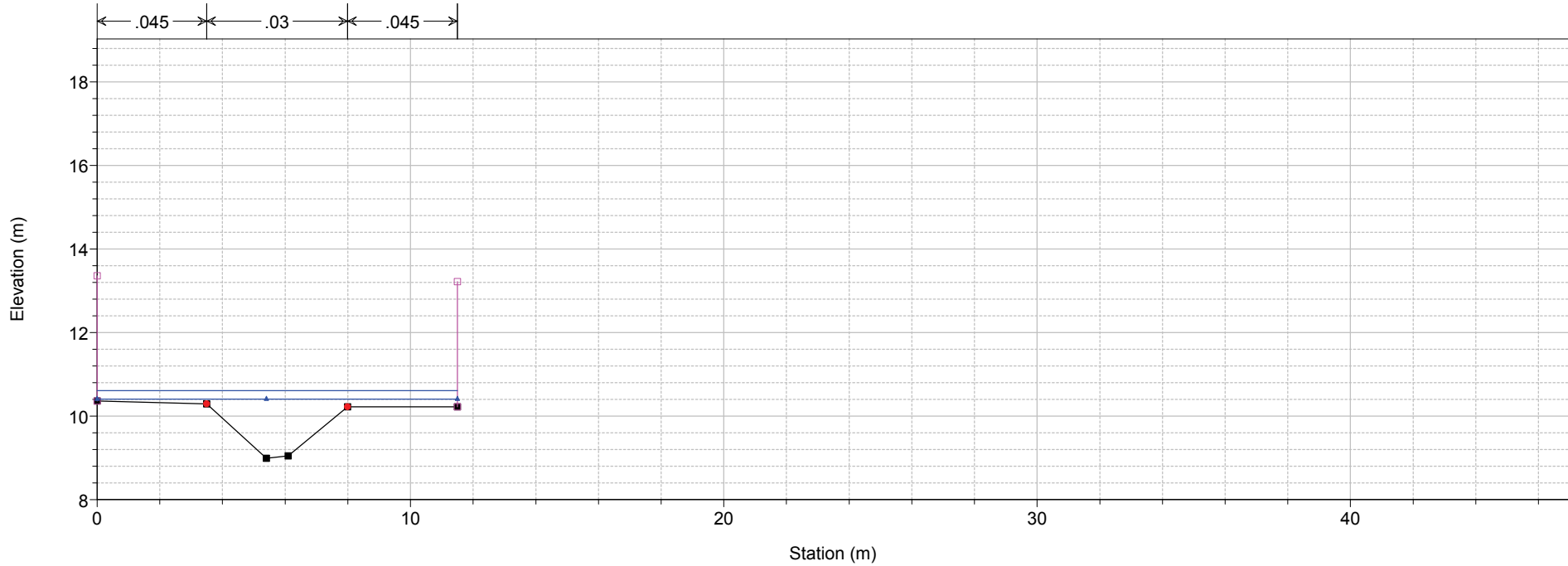
Ground

1 cm Horiz. = 45 m 1 cm Vert. = 2 m

1) A TR 200 2) A TR 30
 River = vallecorsa Reach = vallecorsa RS = 114 Sez. 7v

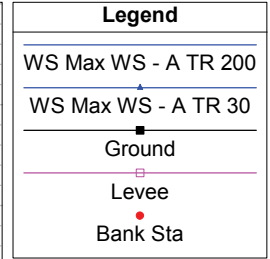
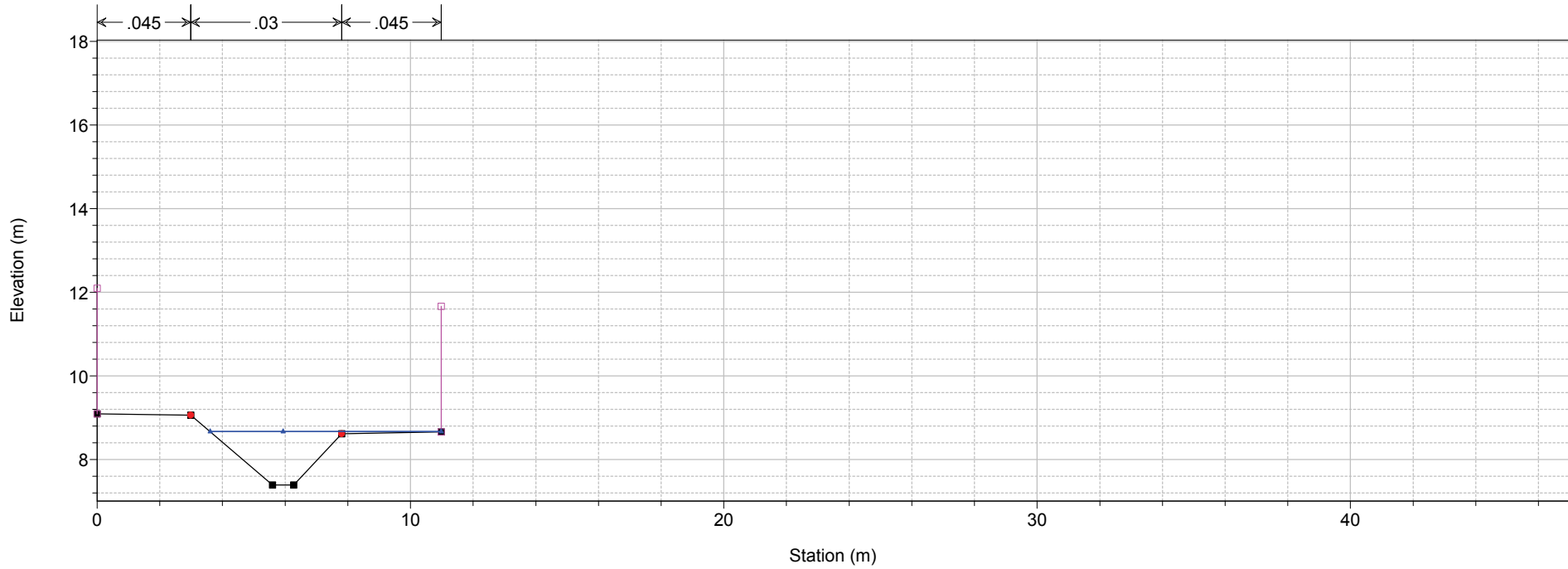


1) A TR 200 2) A TR 30
 River = vallecorsa Reach = vallecorsa RS = 113.99 Sez. 7v

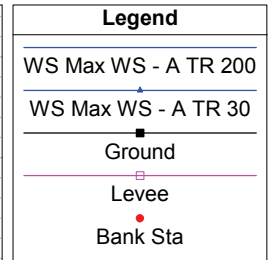
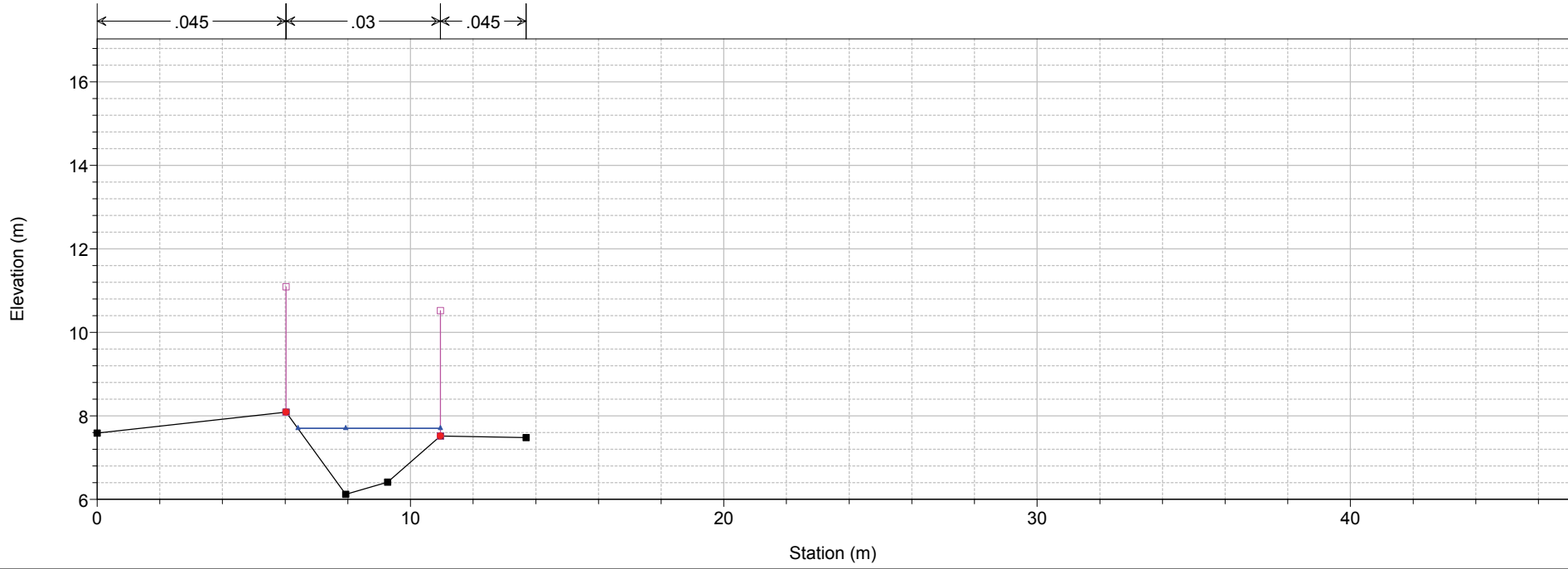


1 cm Horiz. = 2 m 1 cm Vert. = 1.5 m

1) A TR 200 2) A TR 30
 River = vallecorsa Reach = vallecorsa RS = 113 Sez. 6v

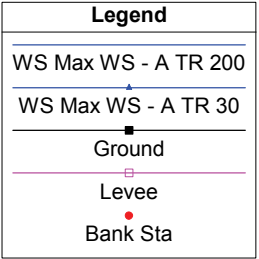
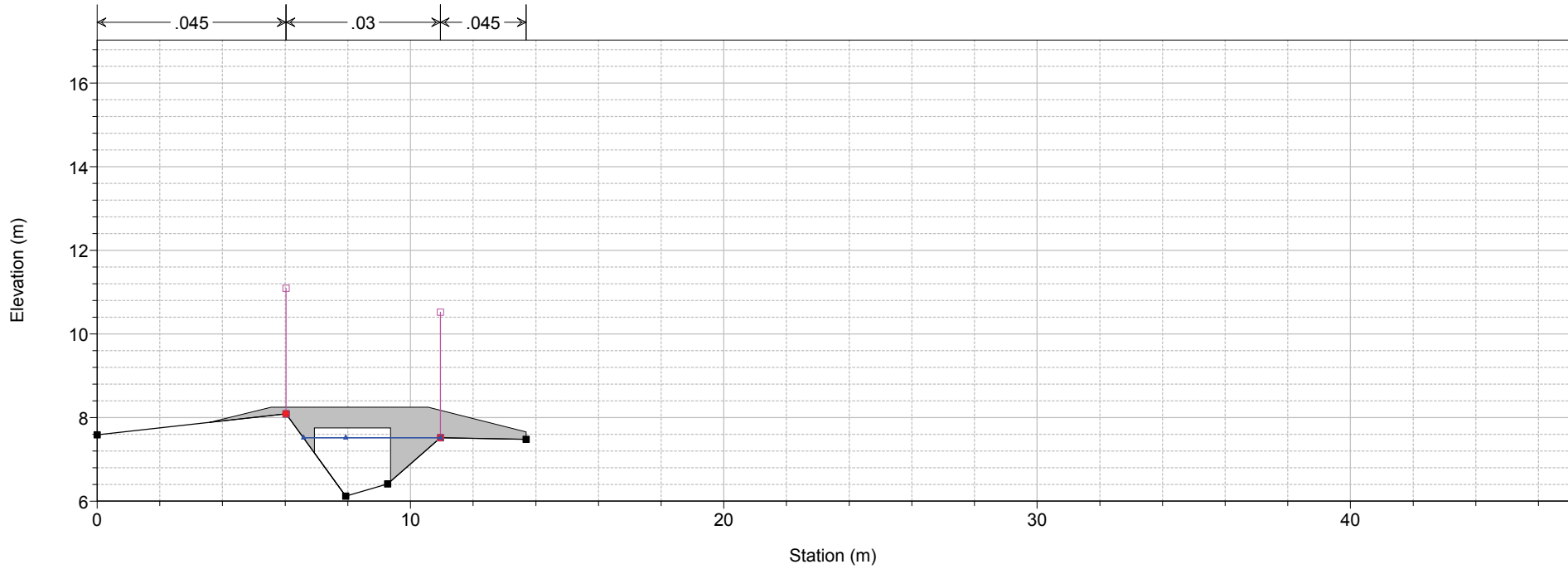


1) A TR 200 2) A TR 30
 River = vallecorsa Reach = vallecorsa RS = 112 Sez. 5v

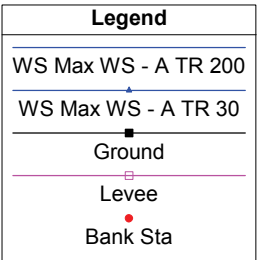
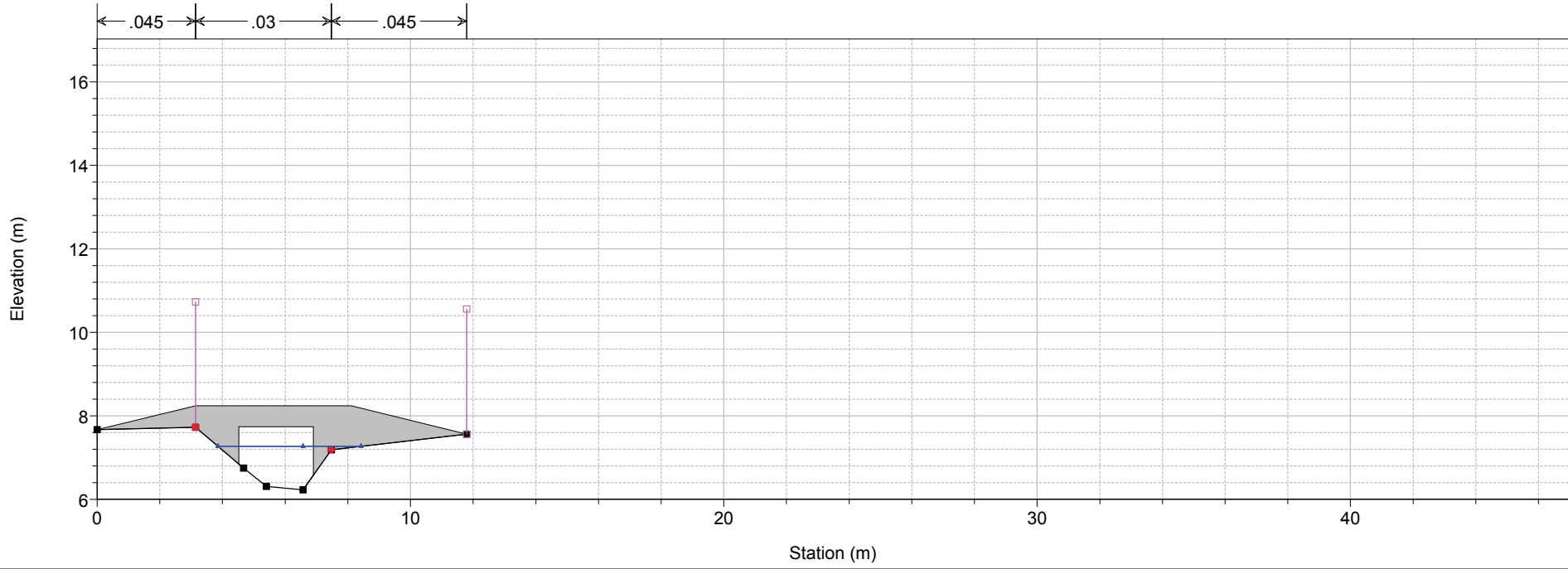


1 cm Horiz. = 2 m 1 cm Vert. = 1.5 m

1) A TR 200 2) A TR 30
 River = vallecorsa Reach = vallecorsa RS = 111.5 BR

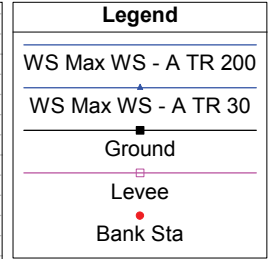
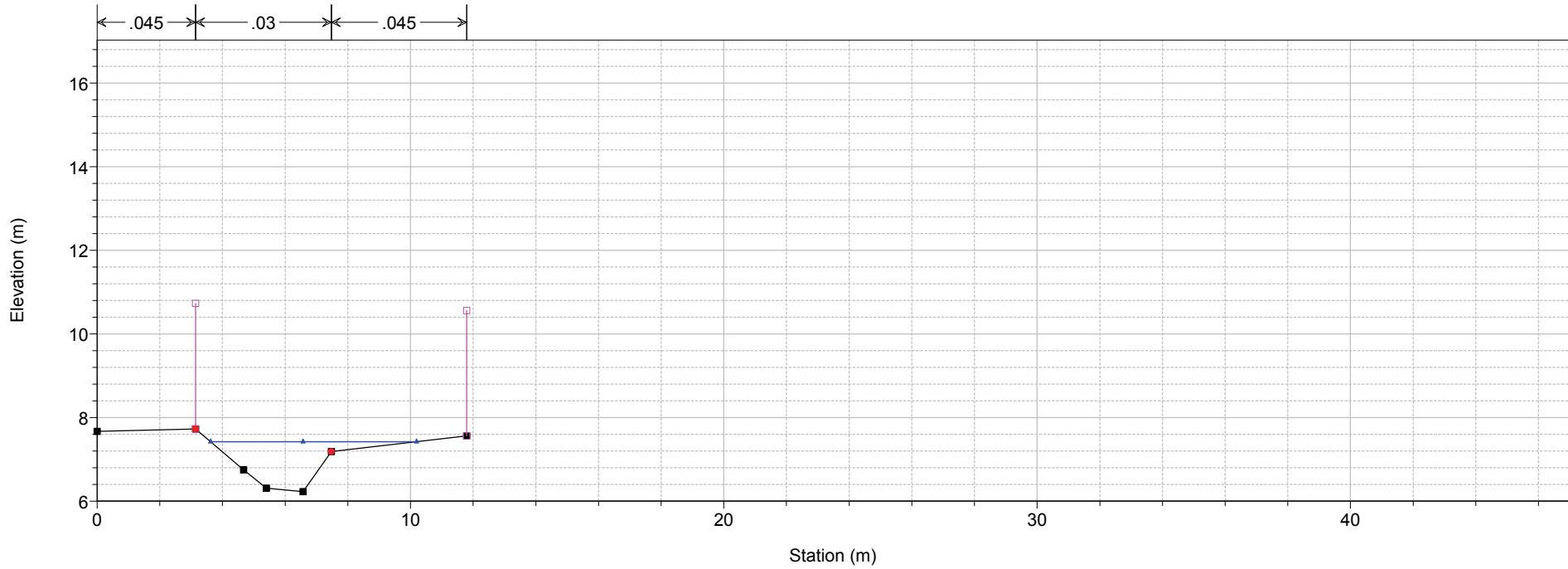


1) A TR 200 2) A TR 30
 River = vallecorsa Reach = vallecorsa RS = 111.5 BR

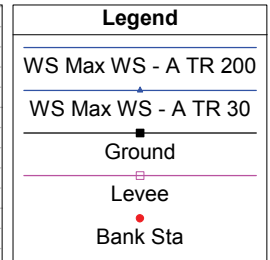
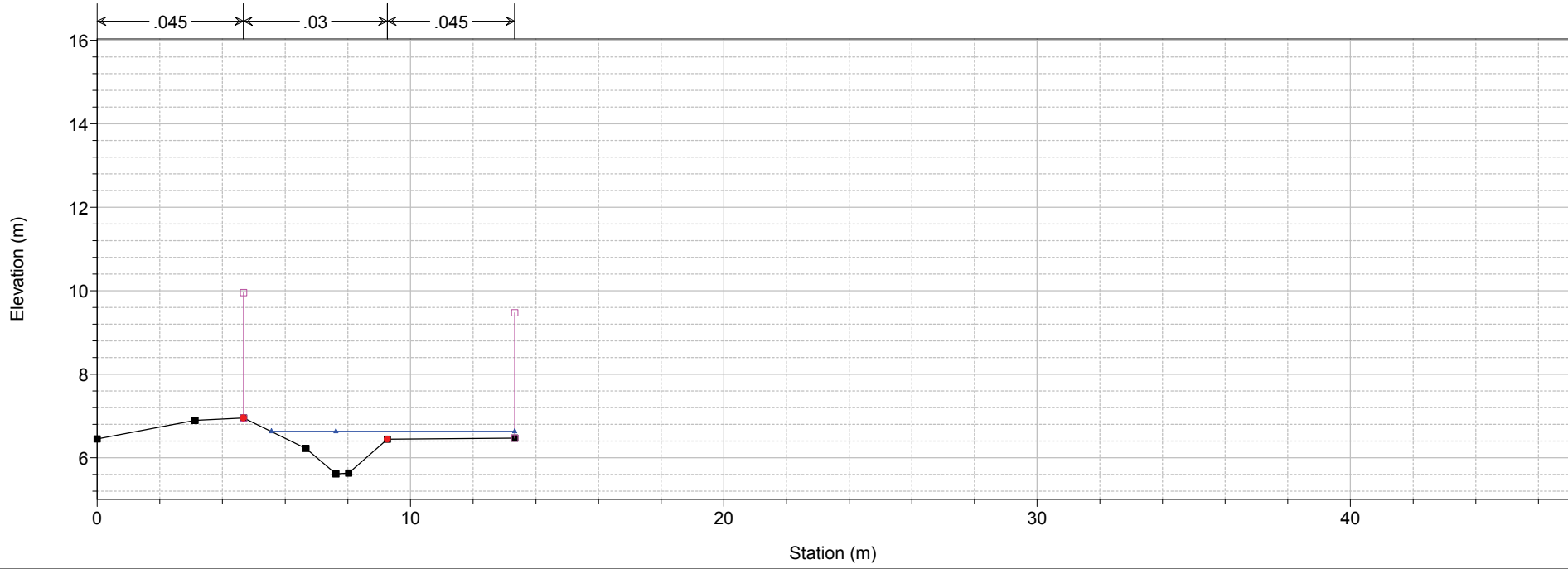


1 cm Horiz. = 2 m 1 cm Vert. = 1.5 m

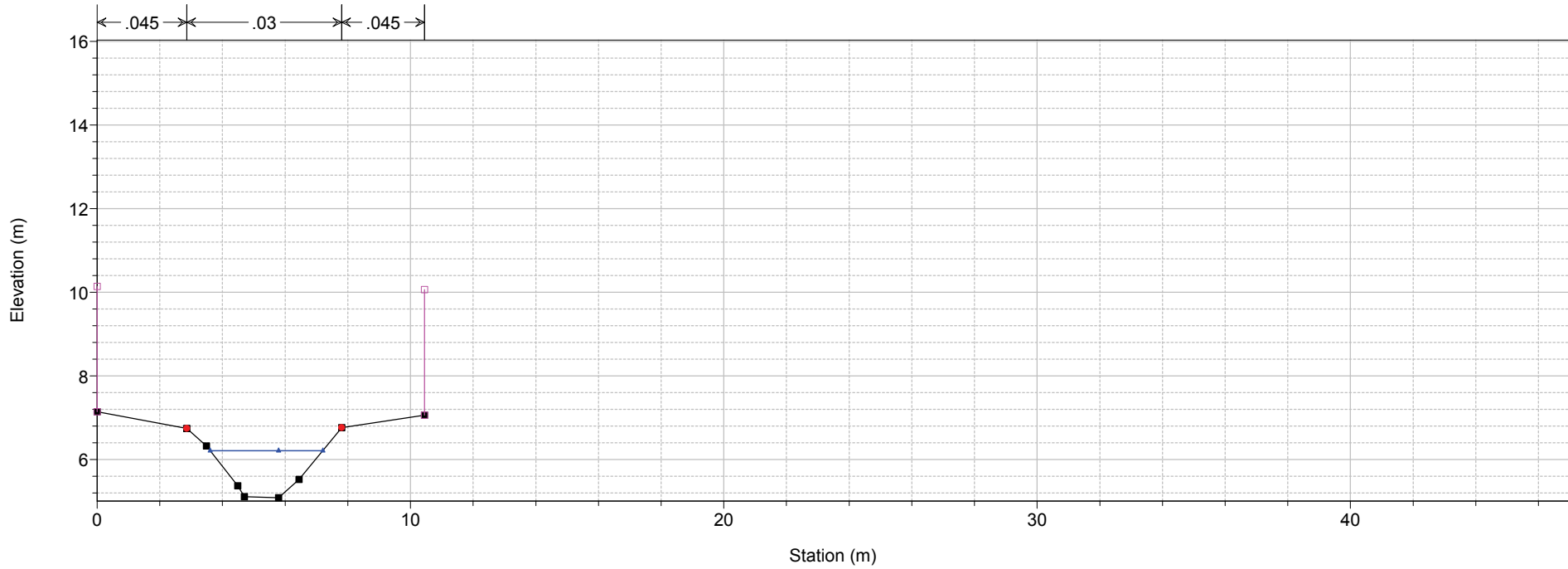
1) A TR 200 2) A TR 30
 River = vallecorsa Reach = vallecorsa RS = 111 Sez. 4v



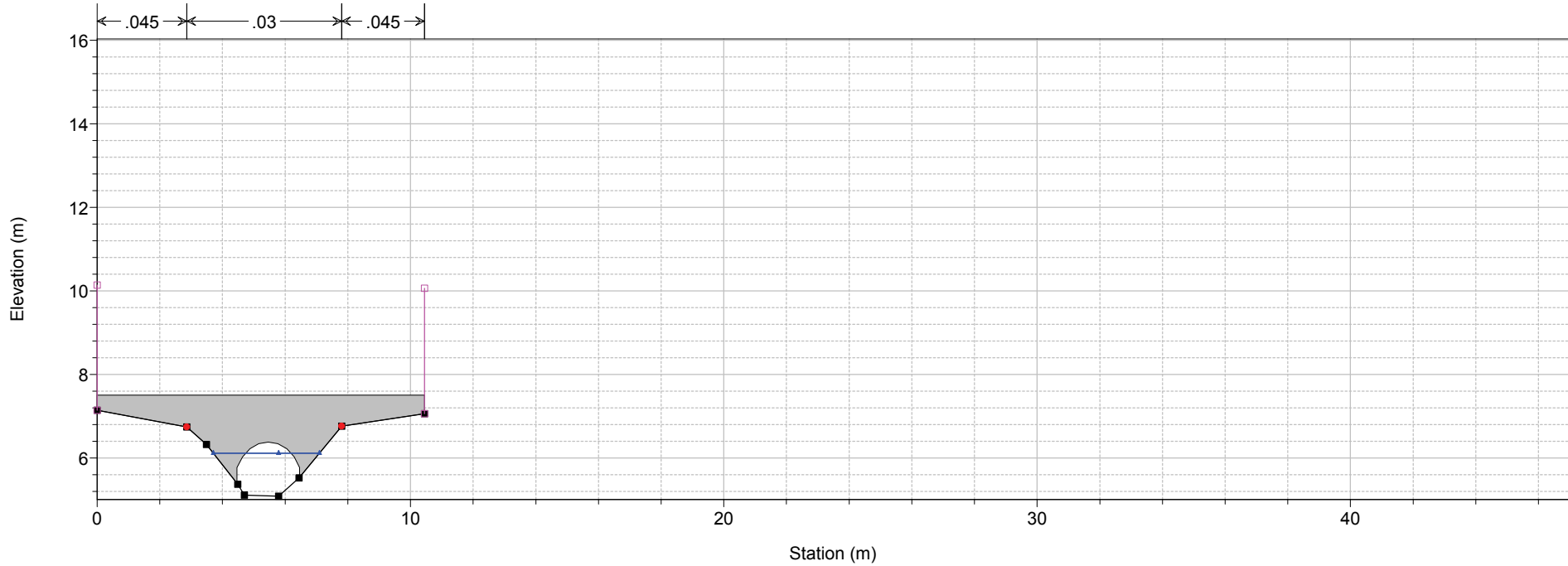
1) A TR 200 2) A TR 30
 River = vallecorsa Reach = vallecorsa RS = 110 Sez. 3v



1) A TR 200 2) A TR 30
 River = vallecorsa Reach = vallecorsa RS = 109 Sez. 2v

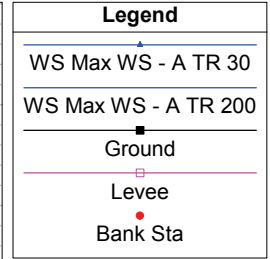
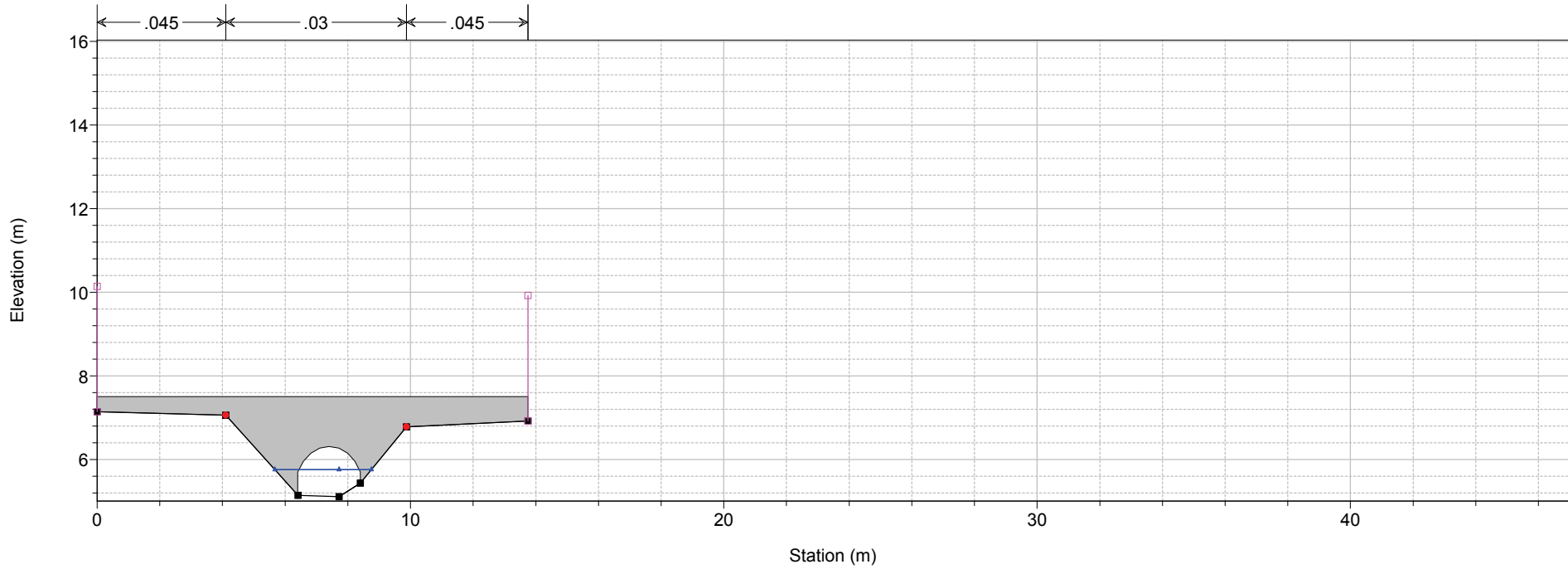


1) A TR 200 2) A TR 30
 River = vallecorsa Reach = vallecorsa RS = 108.5 BR

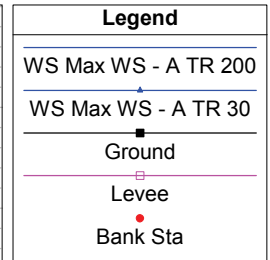
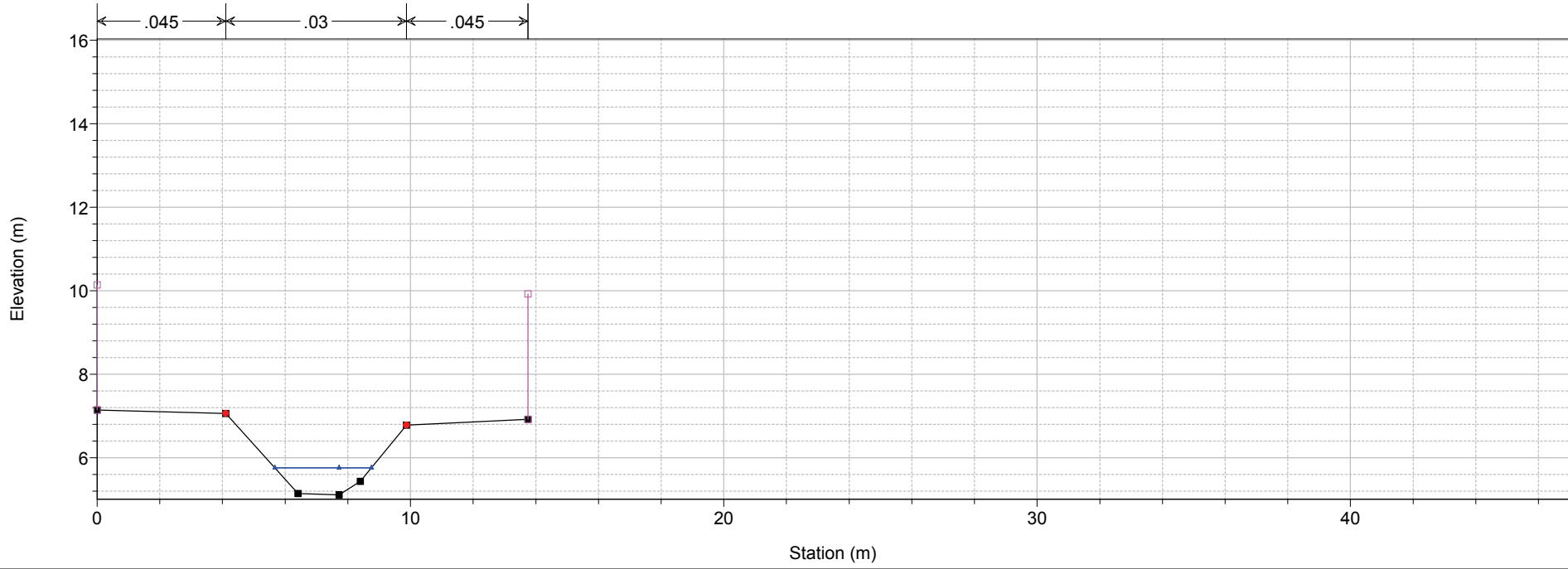


1 cm Horiz. = 2 m 1 cm Vert. = 1.5 m

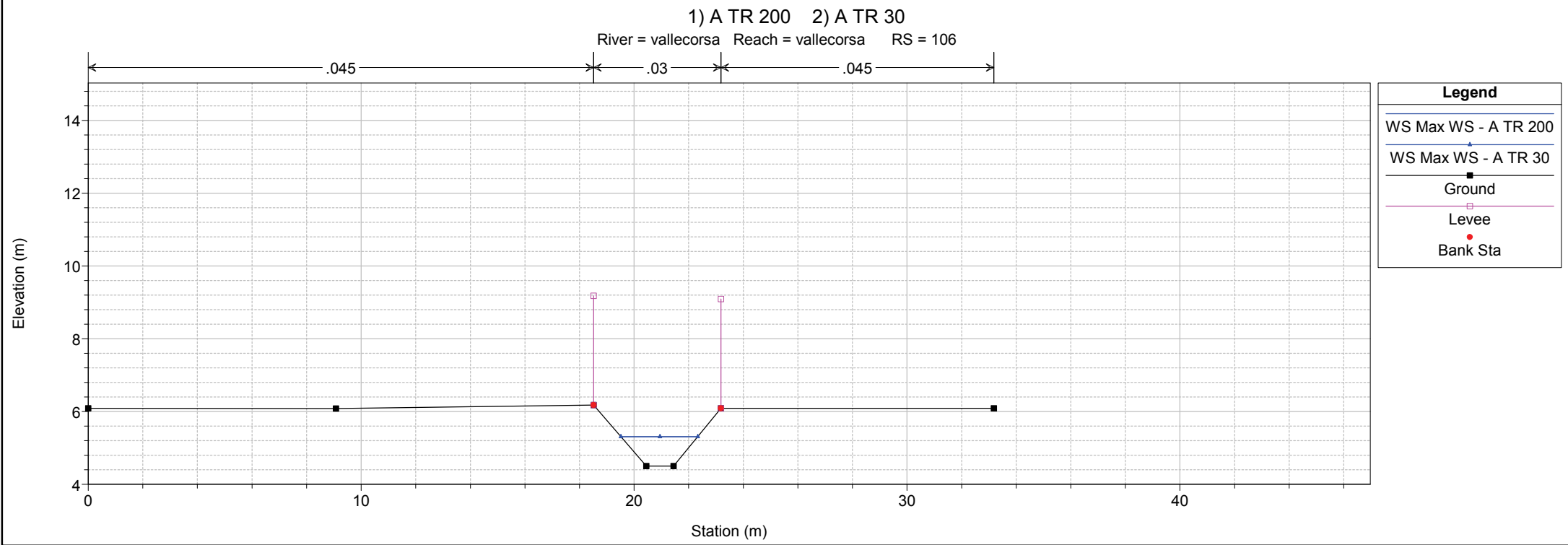
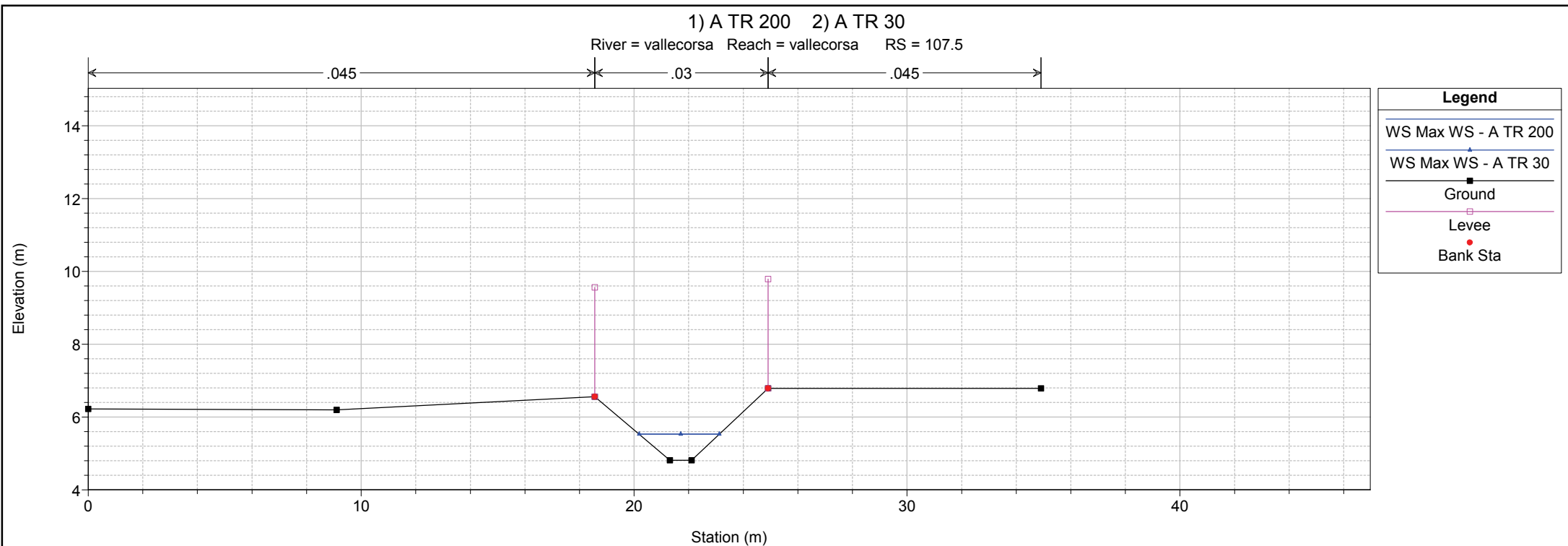
1) A TR 200 2) A TR 30
 River = vallecorsa Reach = vallecorsa RS = 108.5 BR



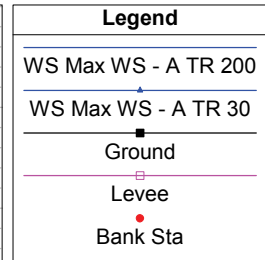
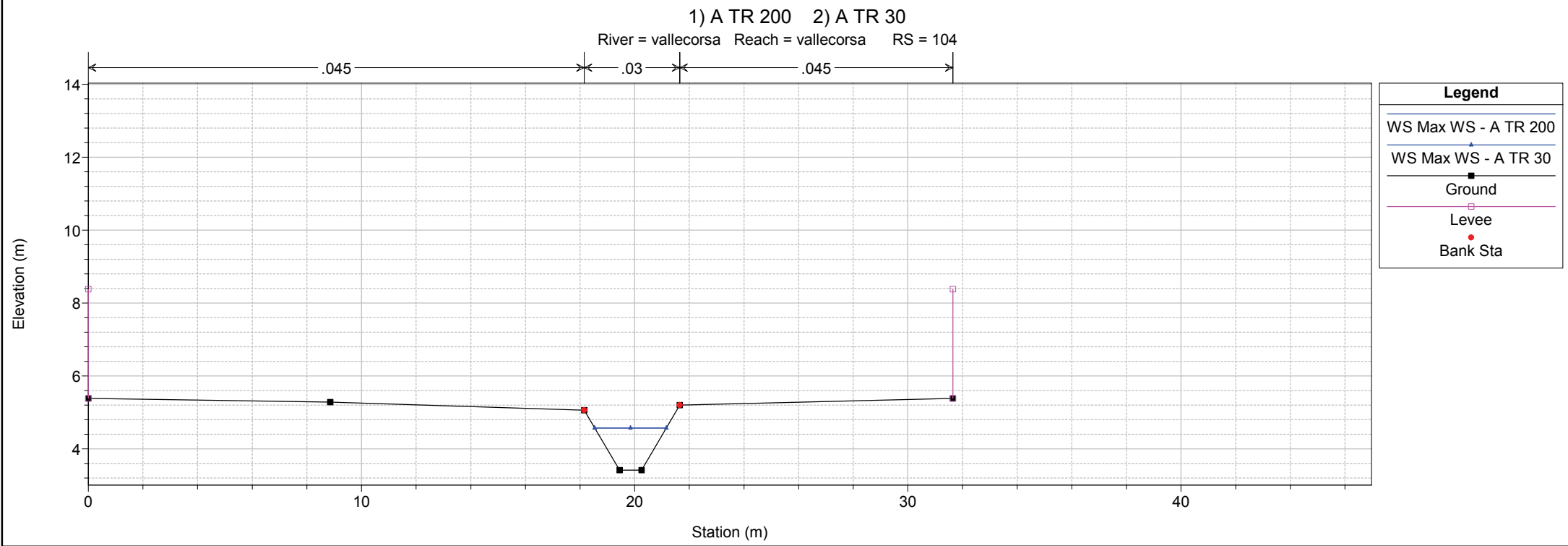
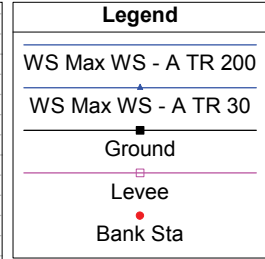
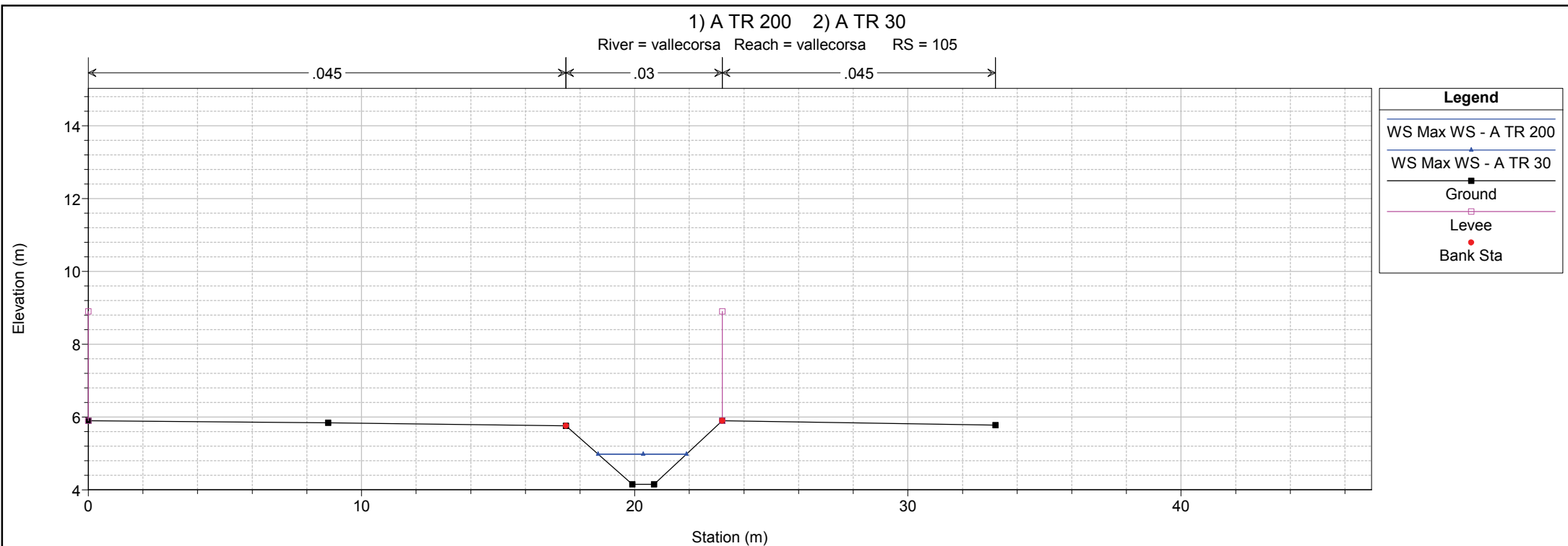
1) A TR 200 2) A TR 30
 River = vallecorsa Reach = vallecorsa RS = 108 Sez. 1v



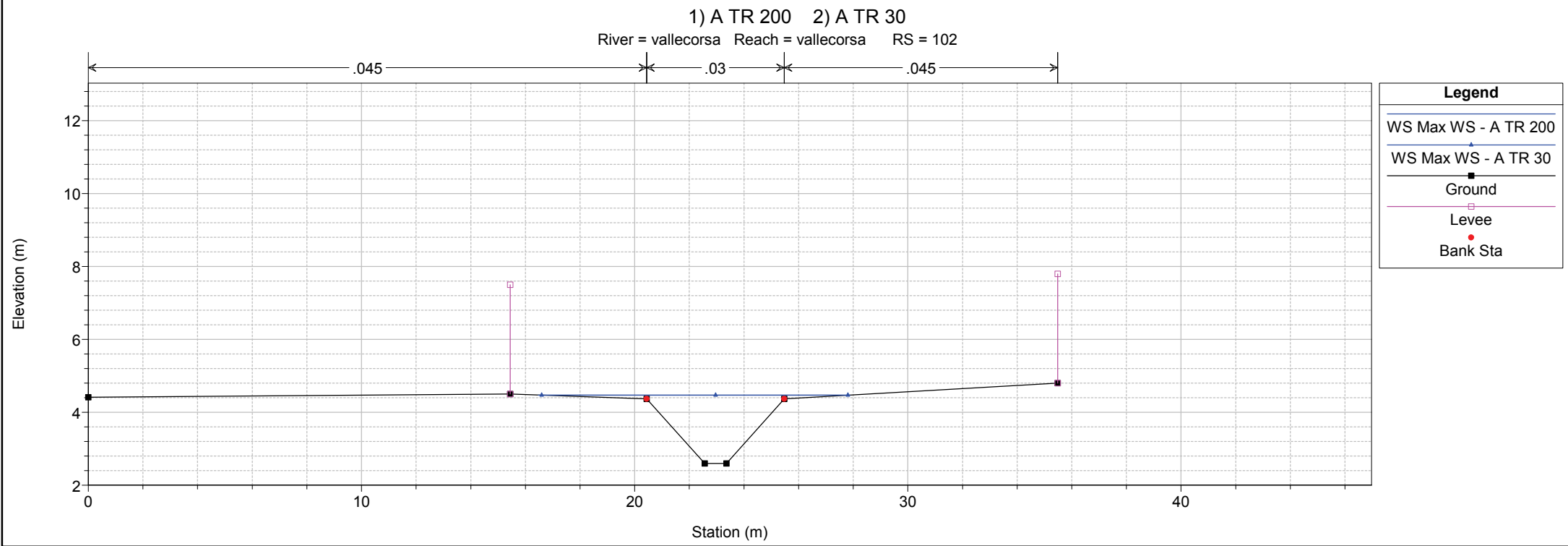
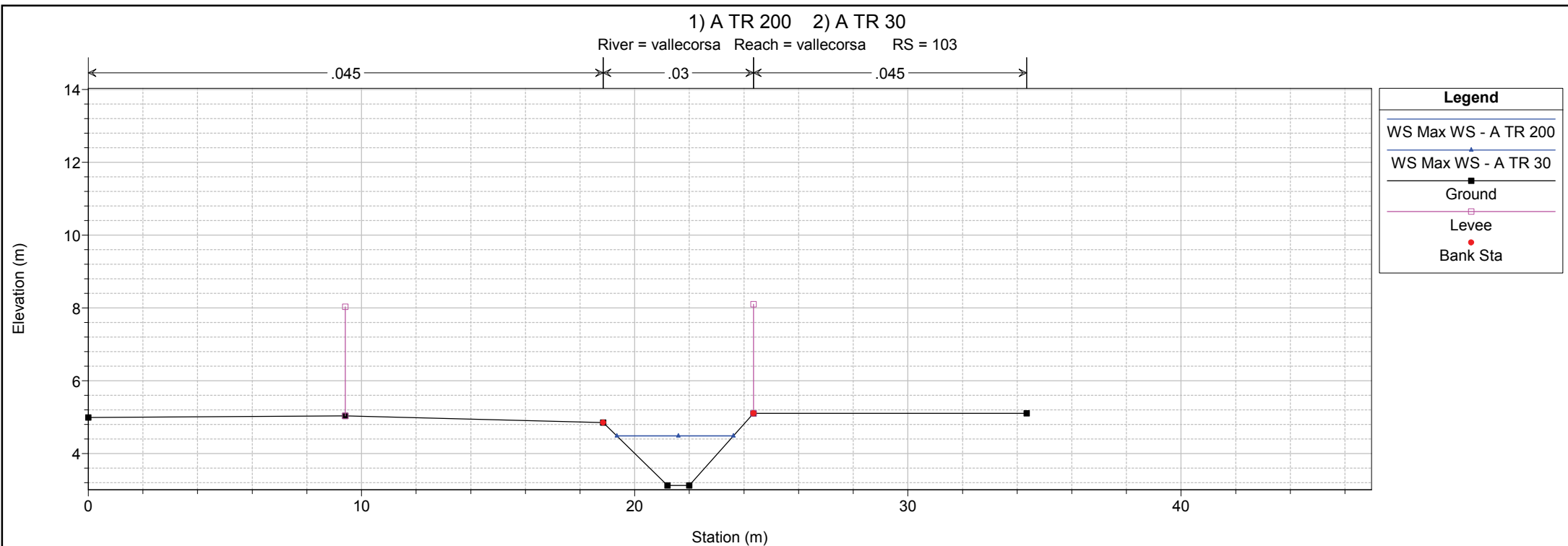
1 cm Horiz. = 2 m 1 cm Vert. = 1.5 m



1 cm Horiz. = 2 m 1 cm Vert. = 1.5 m

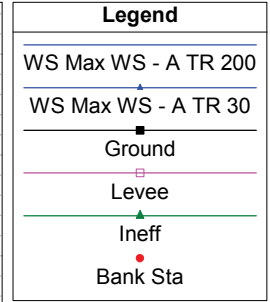
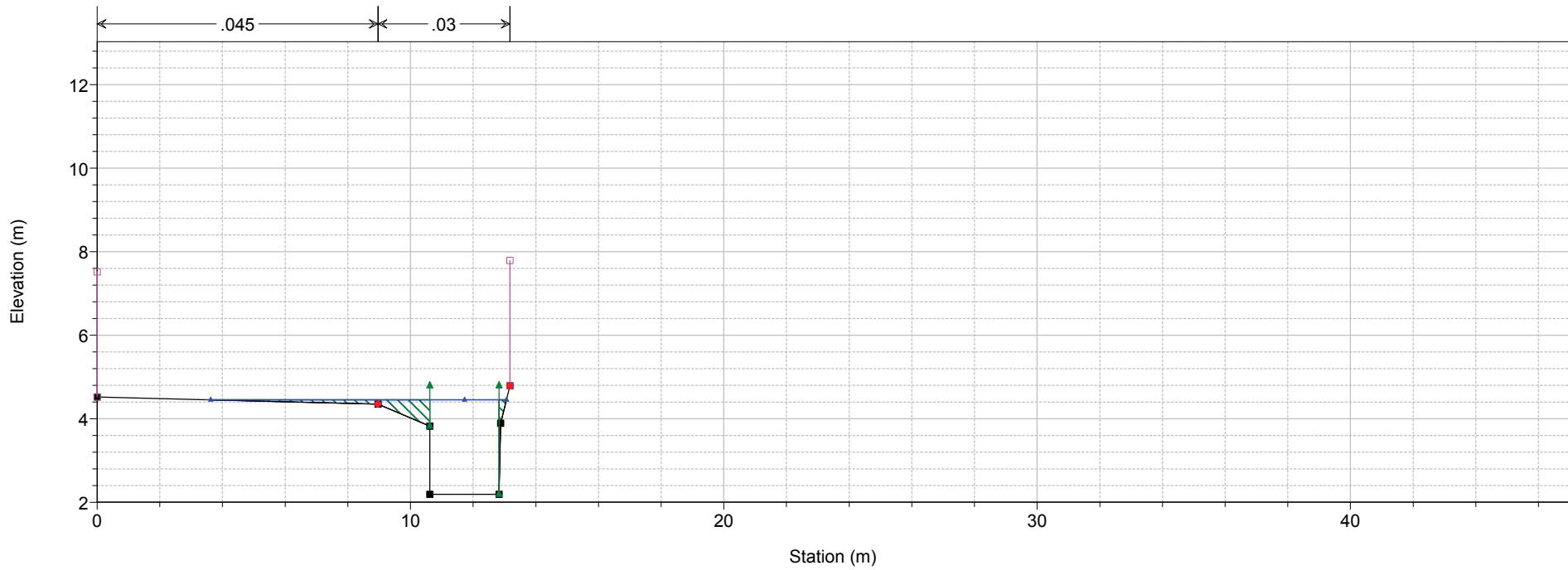


1 cm Horiz. = 2 m 1 cm Vert. = 1.5 m

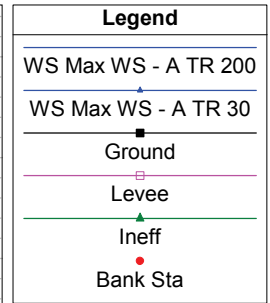
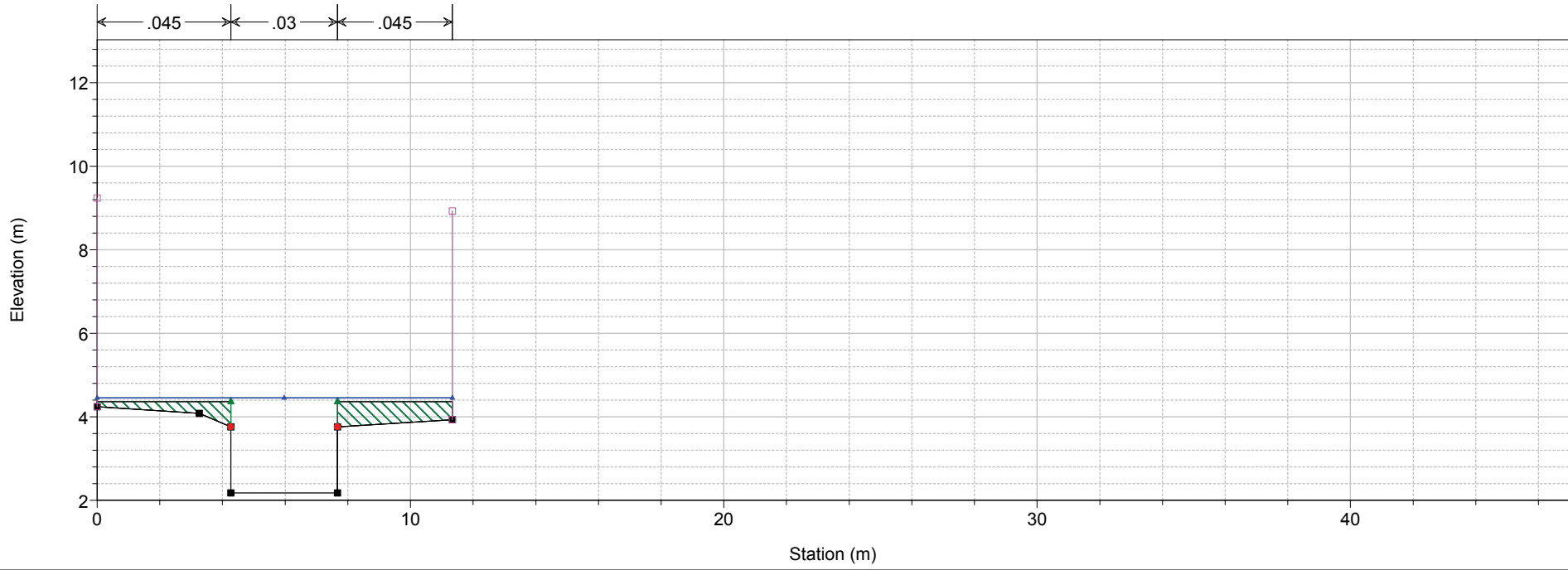


1 cm Horiz. = 2 m 1 cm Vert. = 1.5 m

1) A TR 200 2) A TR 30
 River = vallecorsa Reach = vallecorsa RS = 101.2

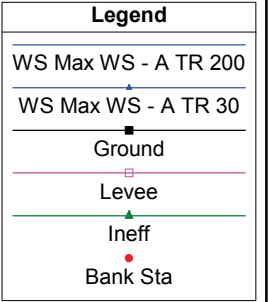
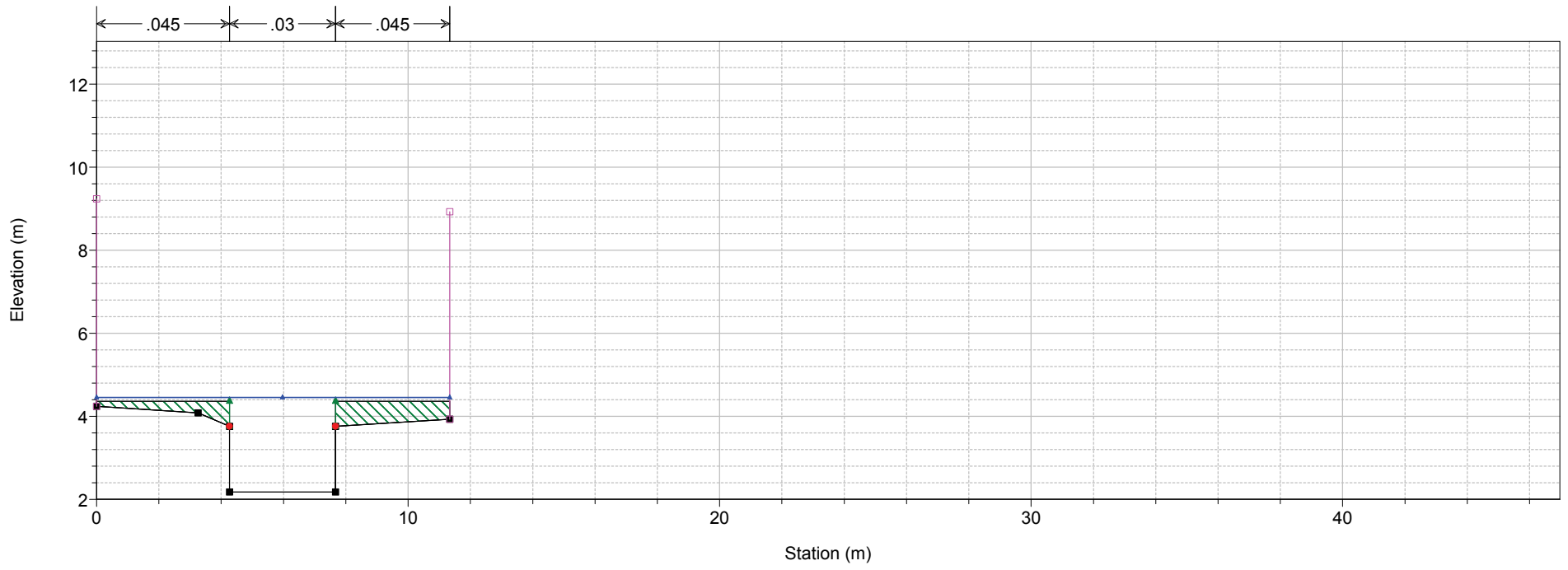


1) A TR 200 2) A TR 30
 River = vallecorsa Reach = valle RS = 101

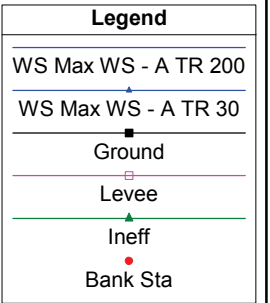
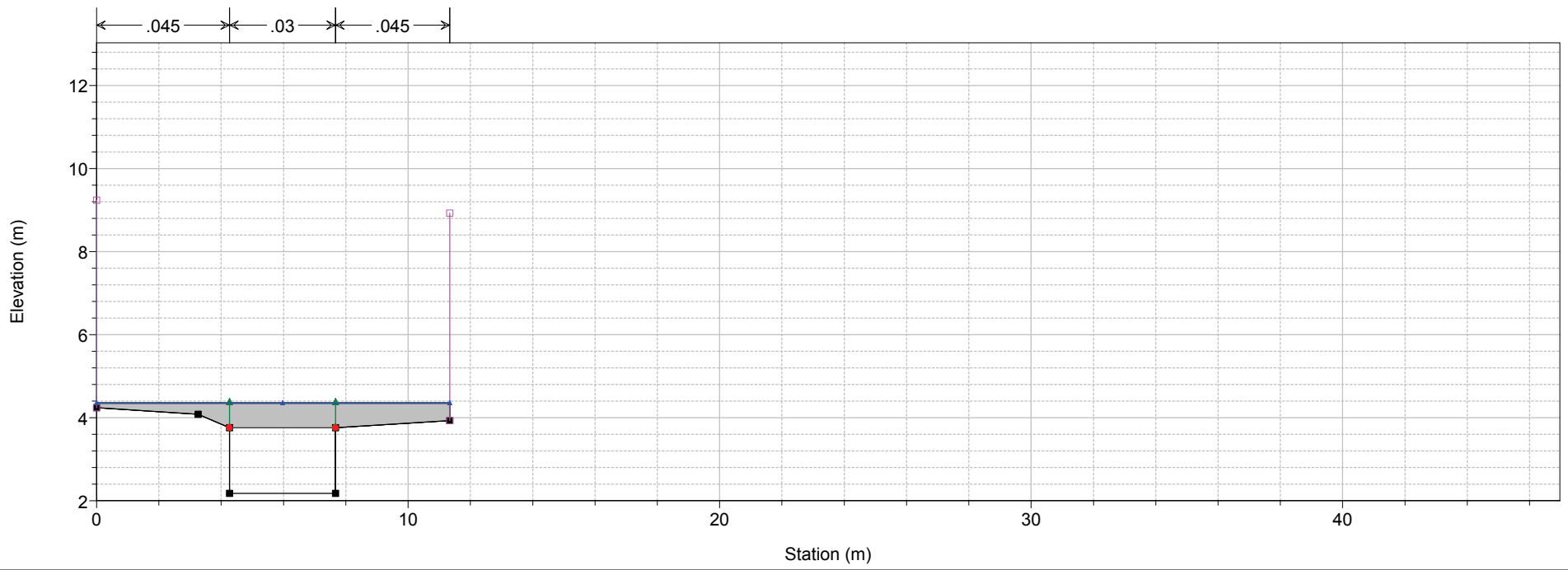


1 cm Horiz. = 2 m 1 cm Vert. = 1.5 m

1) A TR 200 2) A TR 30
 River = vallecorsa Reach = valle RS = 100.7


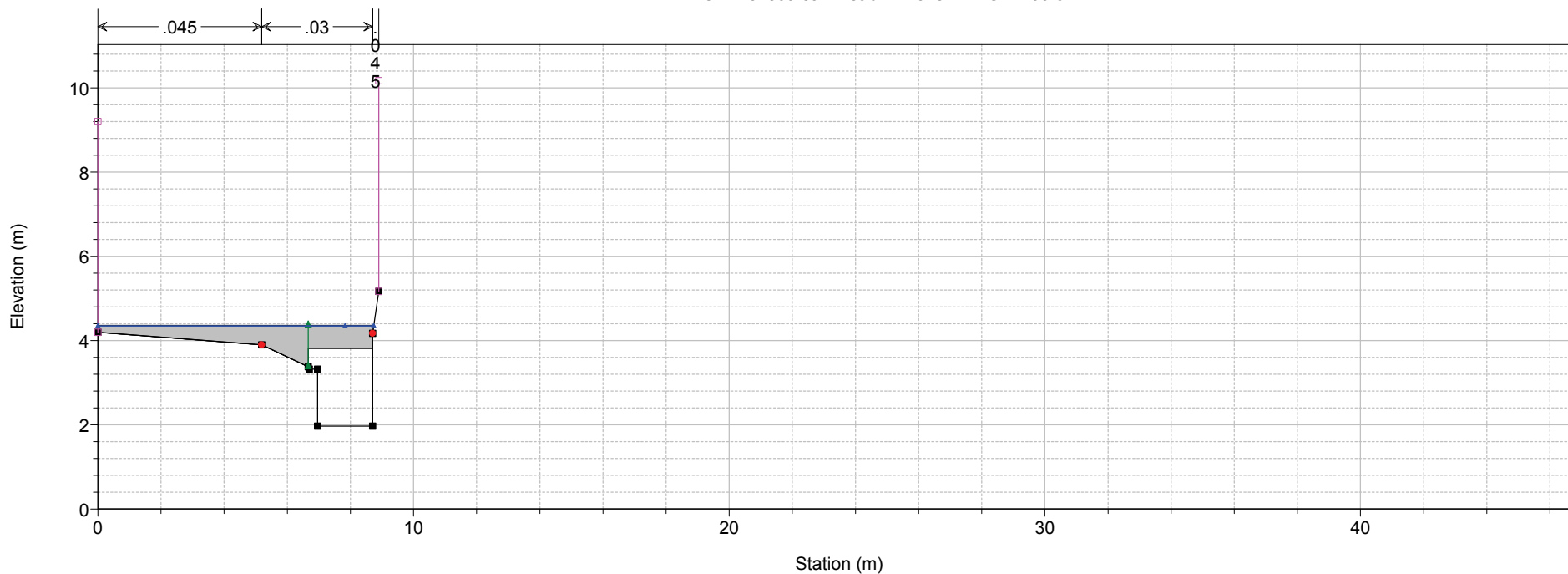


1) A TR 200 2) A TR 30
 River = vallecorsa Reach = valle RS = 100.5 BR

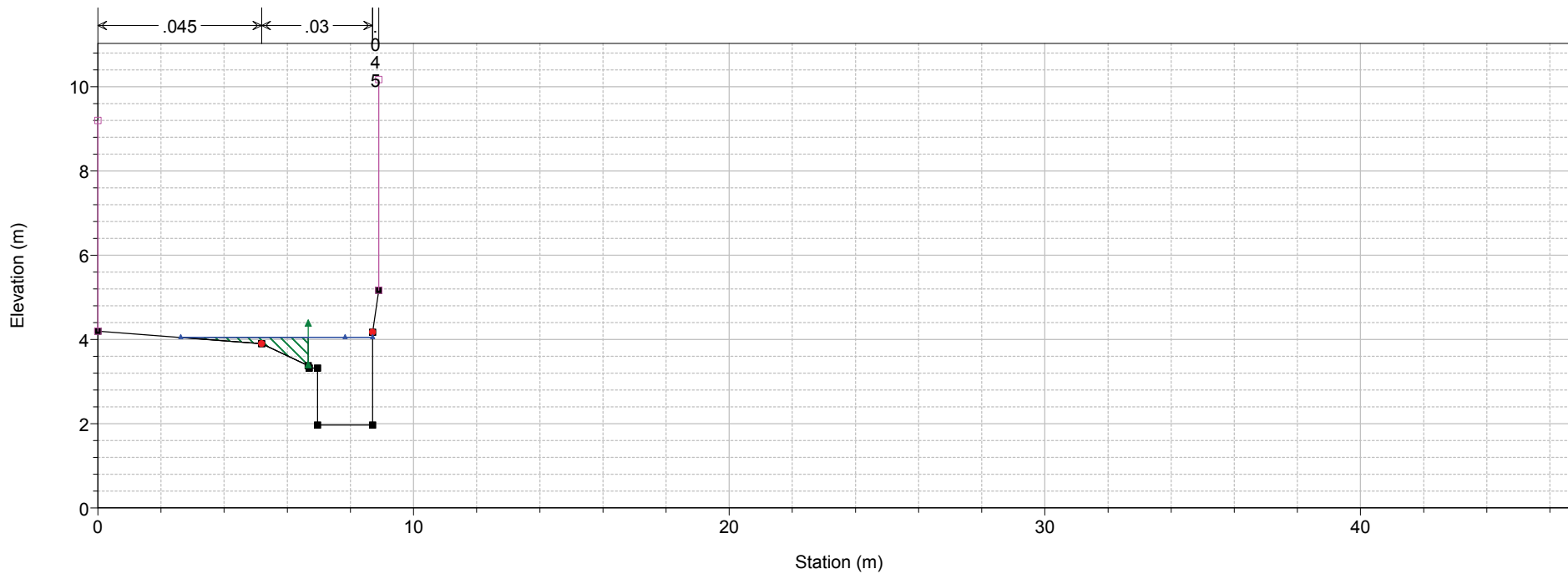


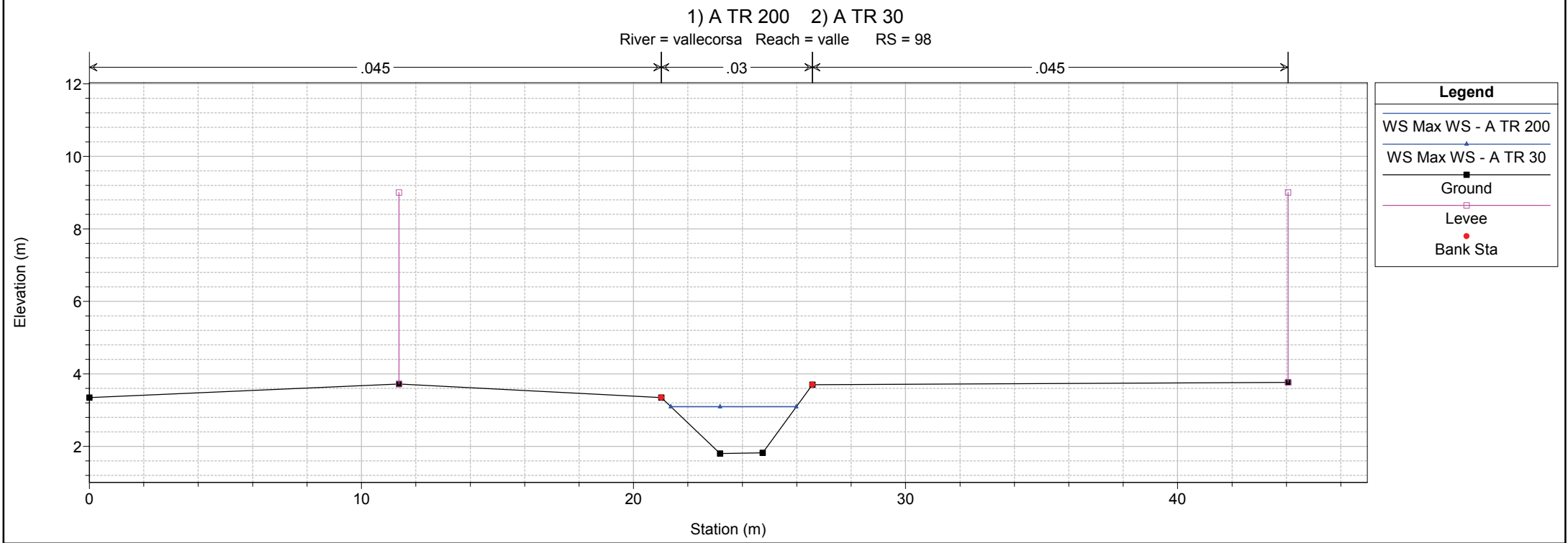
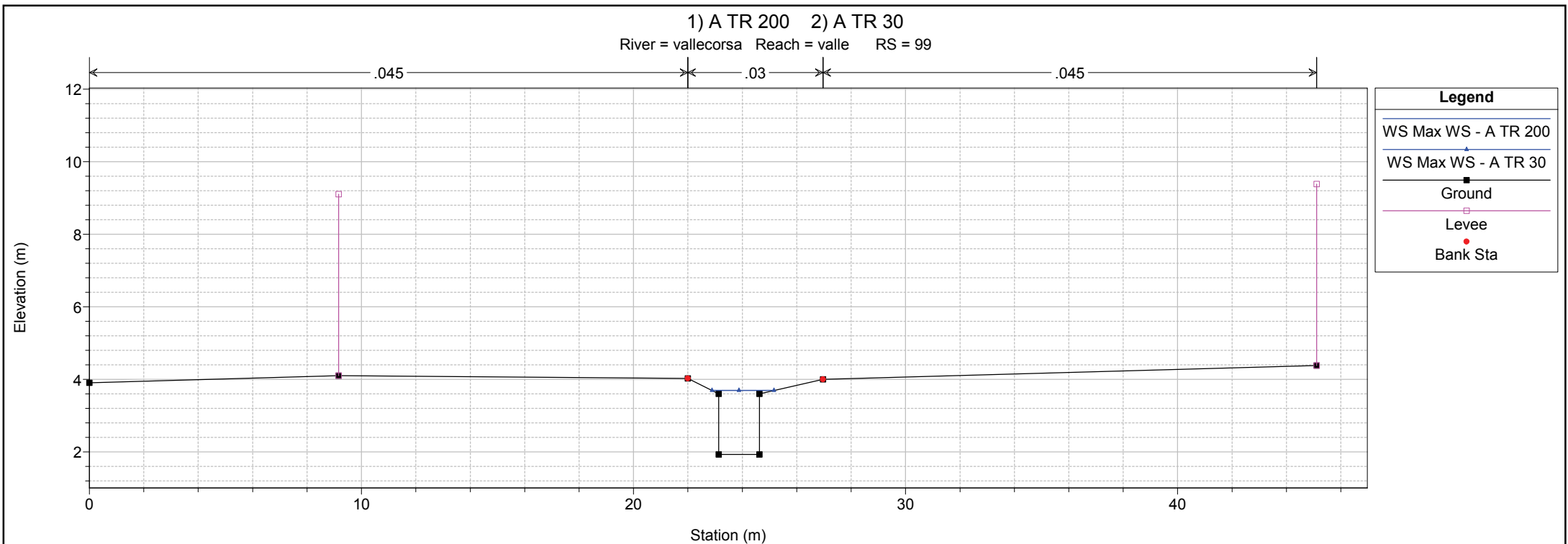
1 cm Horiz. = 2 m 1 cm Vert. = 1.5 m

1) A TR 200 2) A TR 30
 River = vallecorsa Reach = valle RS = 100.5 BR

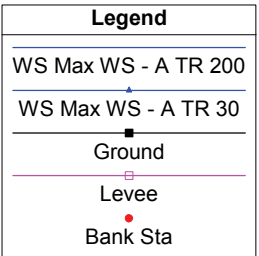
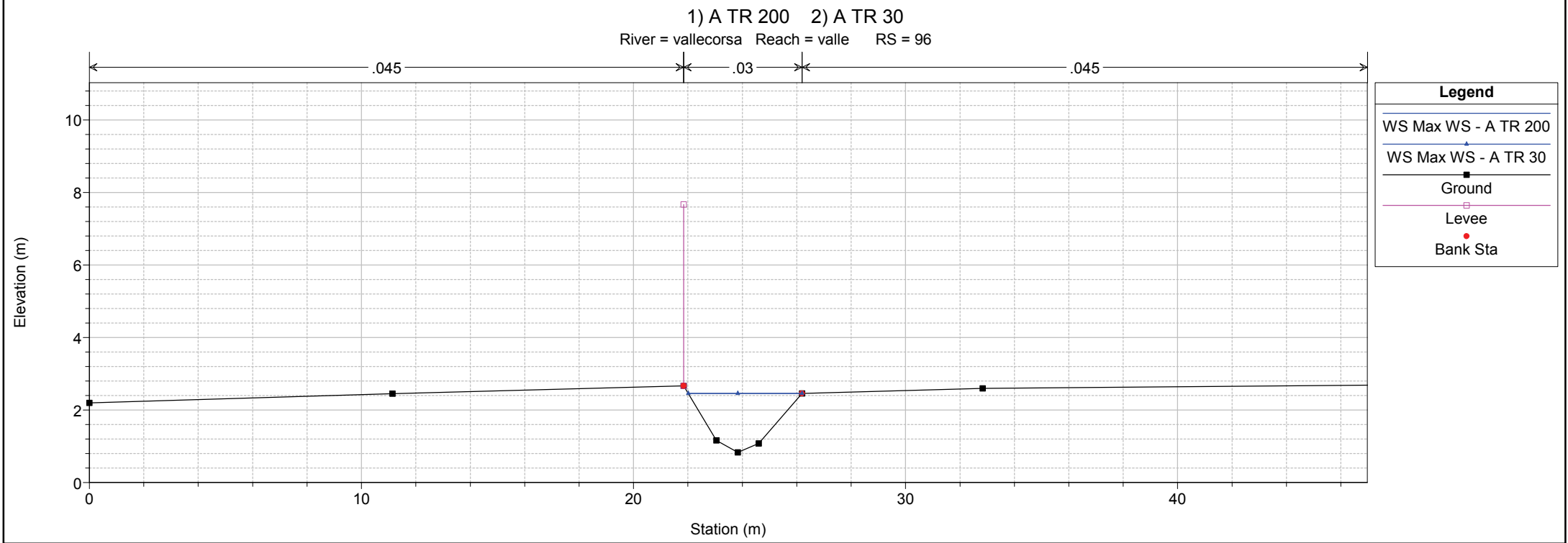
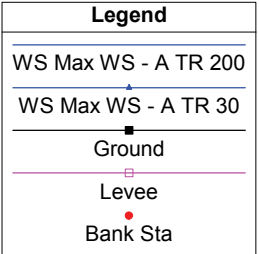
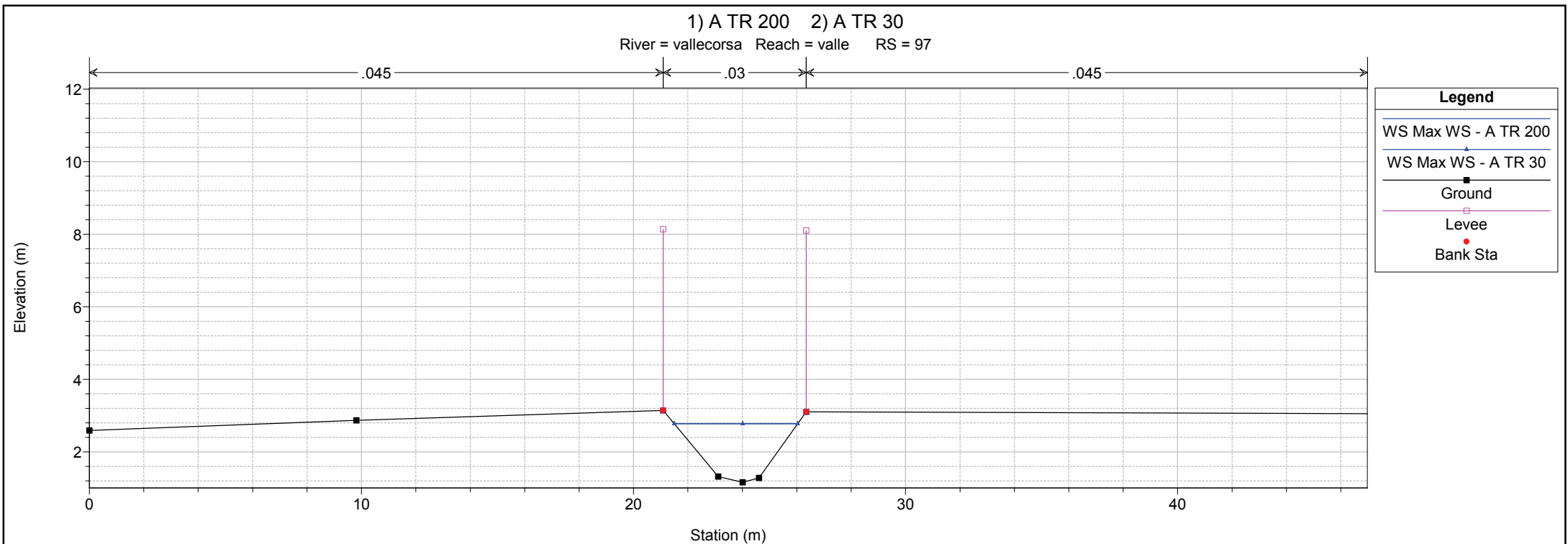


1) A TR 200 2) A TR 30
 River = vallecorsa Reach = valle RS = 100

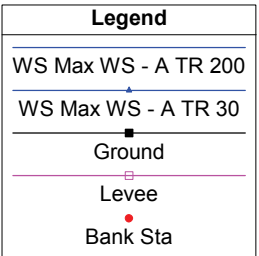
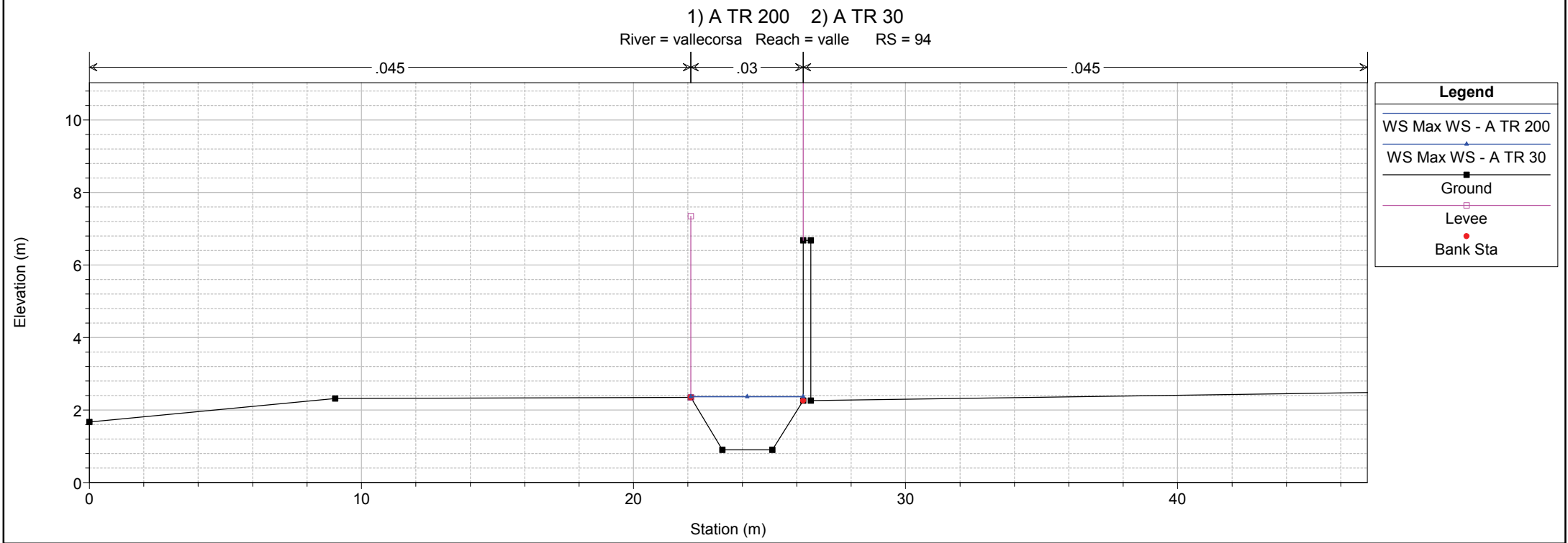
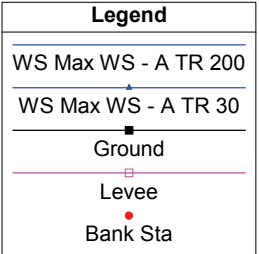
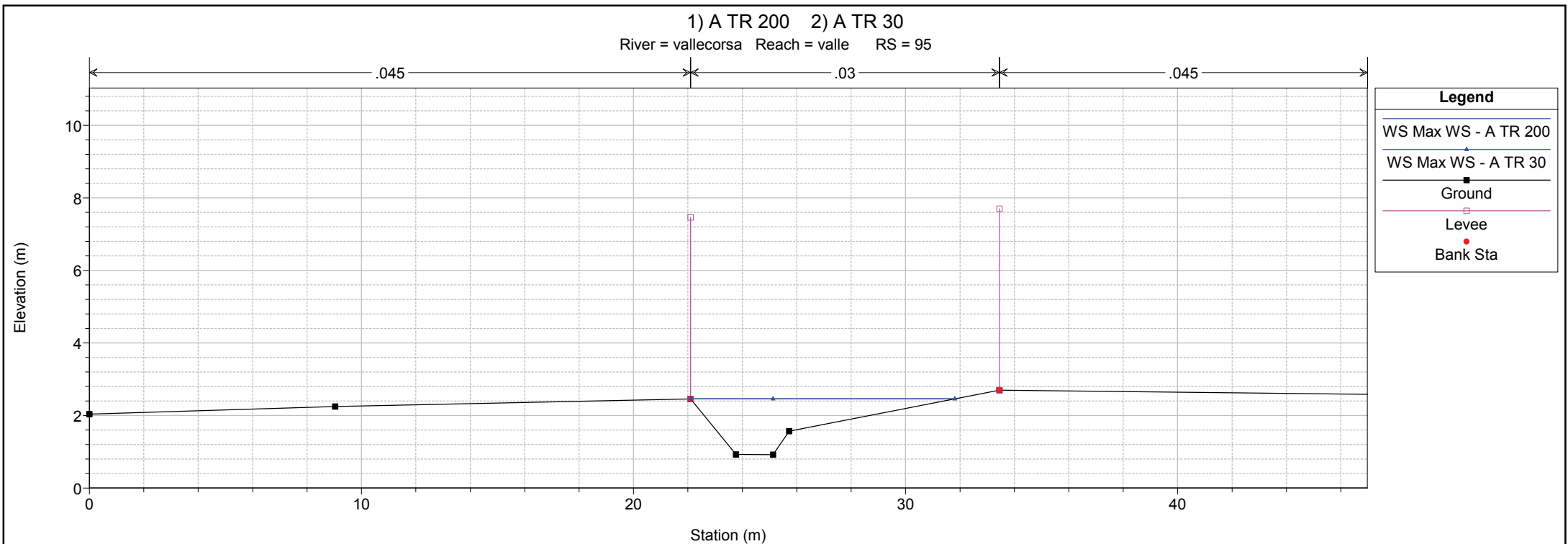




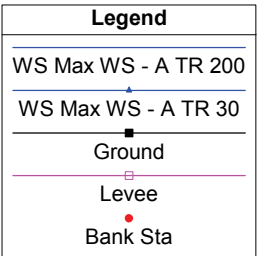
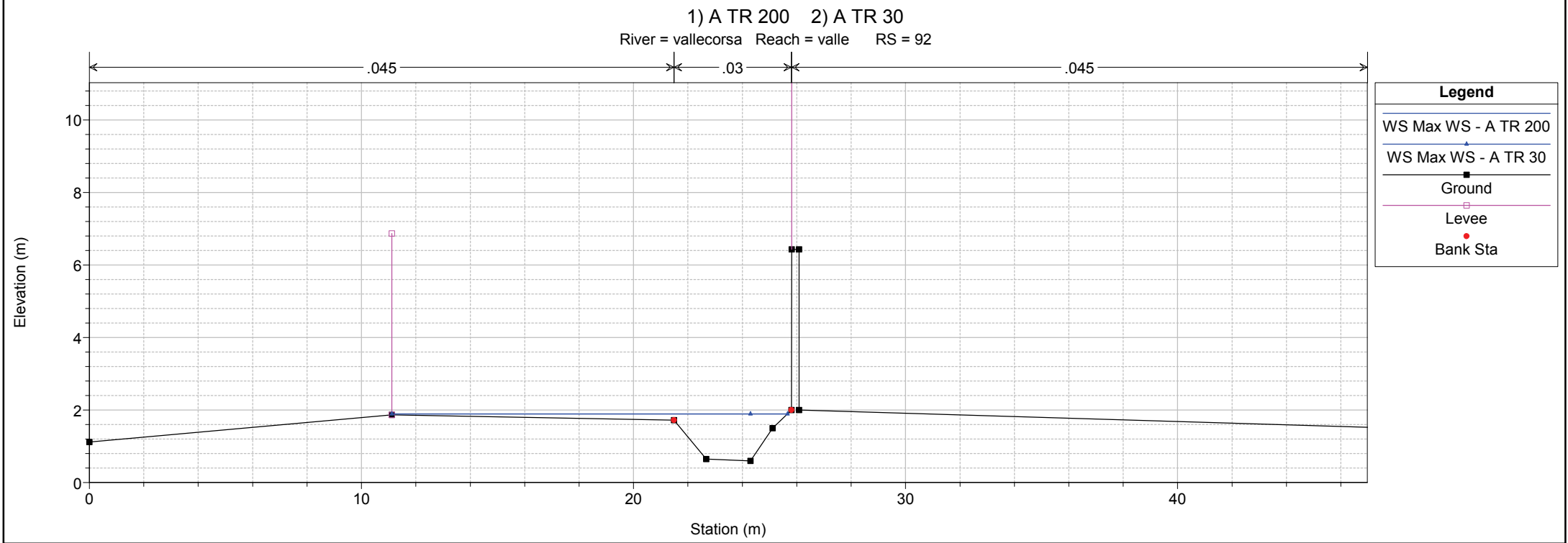
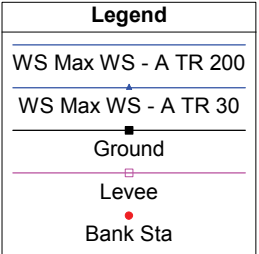
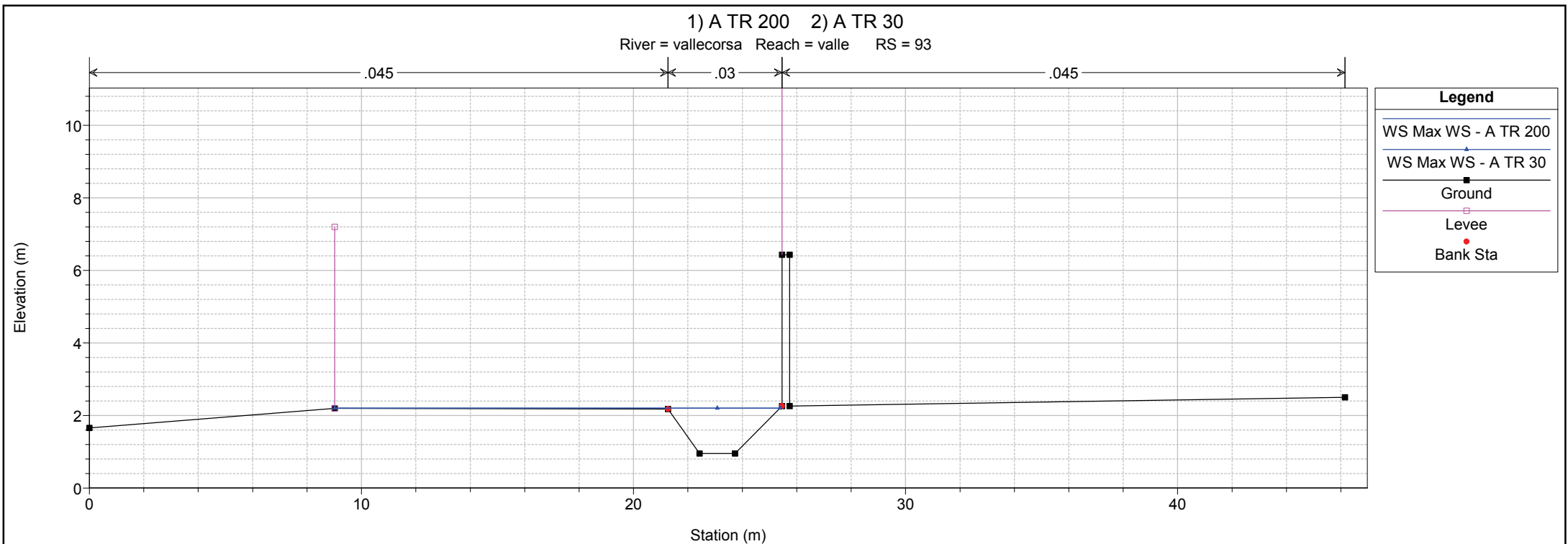
1 cm Horiz. = 2 m 1 cm Vert. = 1.5 m



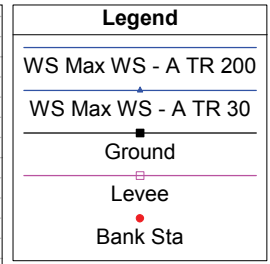
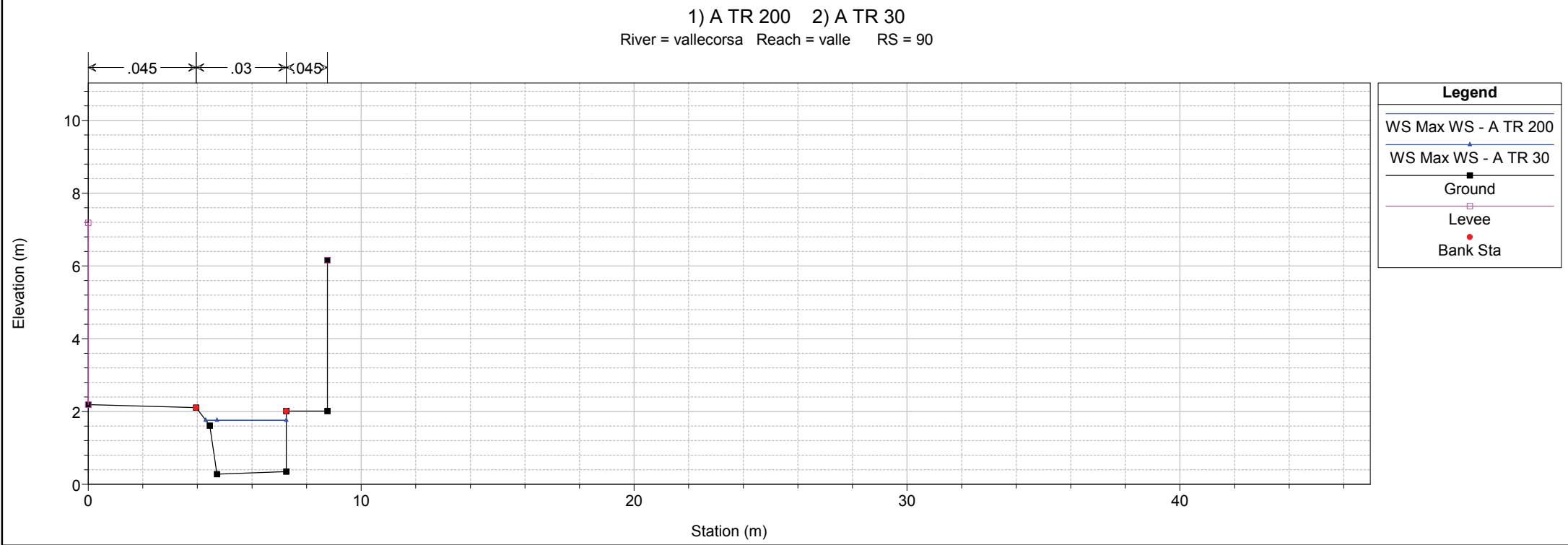
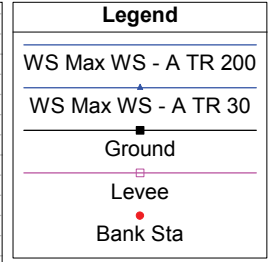
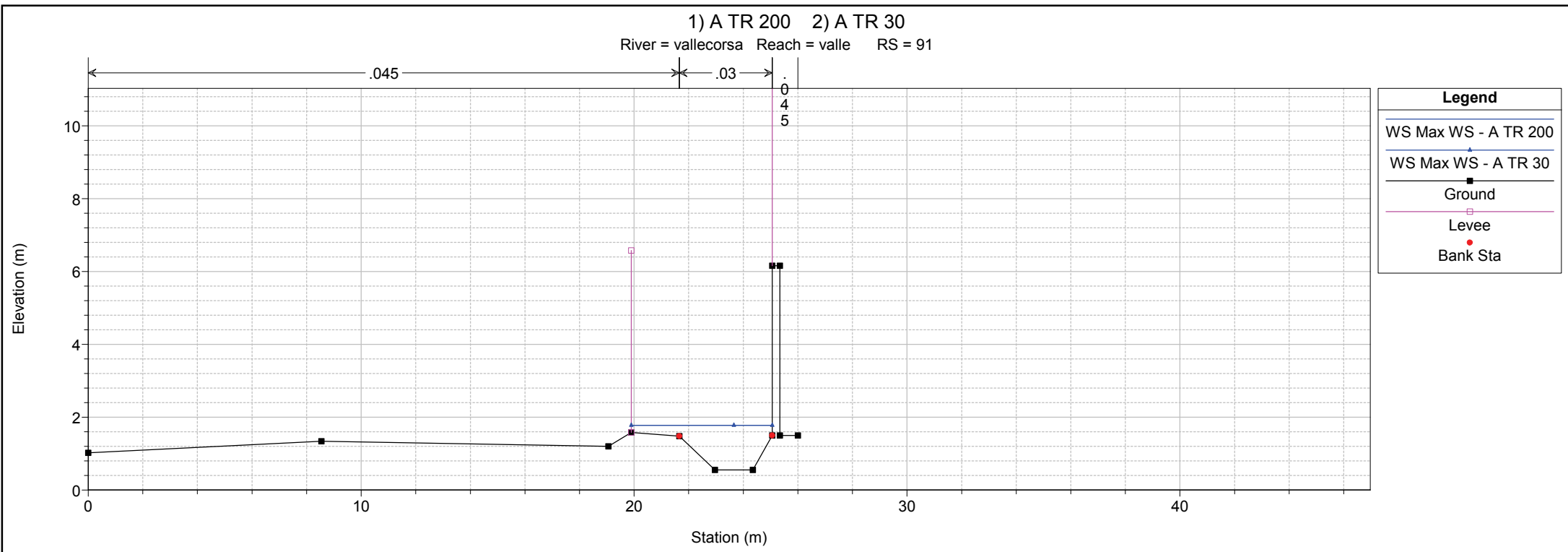
1 cm Horiz. = 2 m 1 cm Vert. = 1.5 m



1 cm Horiz. = 2 m 1 cm Vert. = 1.5 m



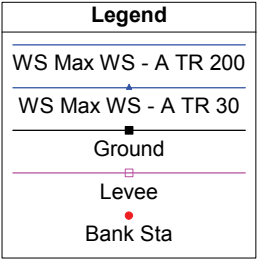
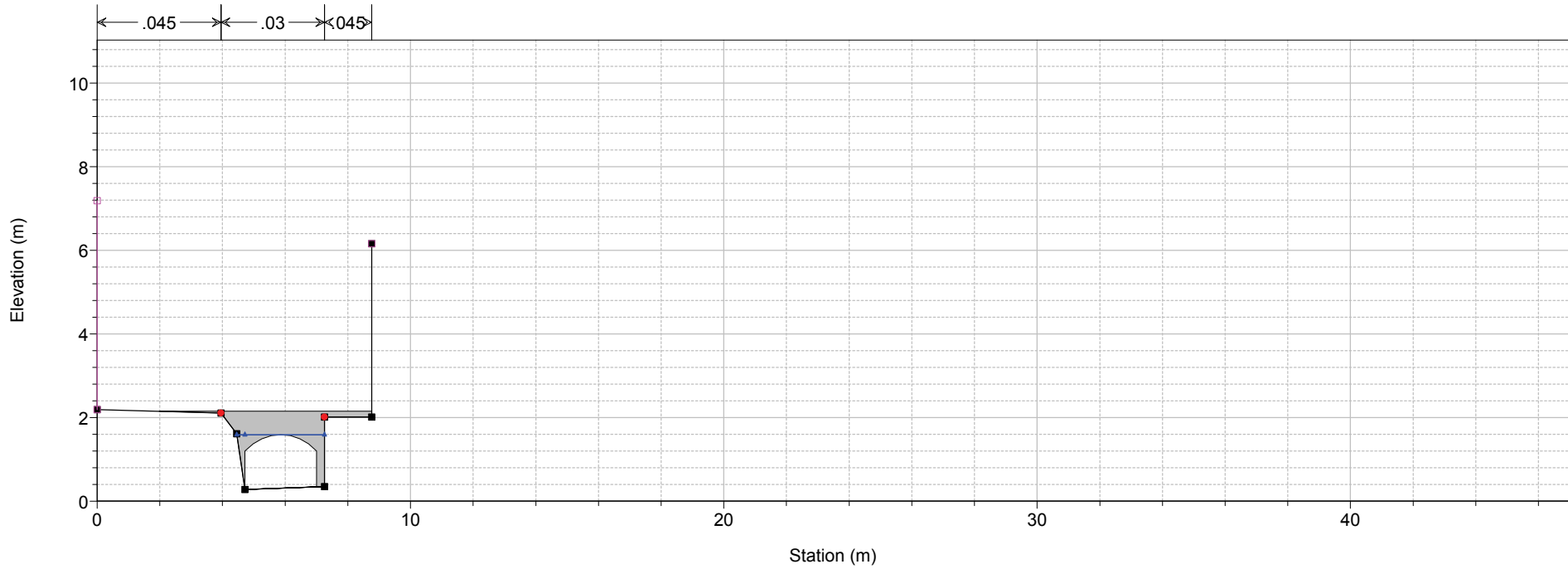
1 cm Horiz. = 2 m 1 cm Vert. = 1.5 m



1 cm Horiz. = 2 m 1 cm Vert. = 1.5 m

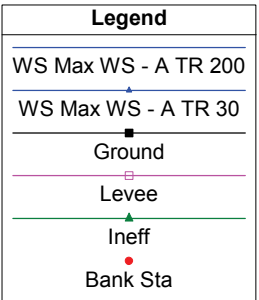
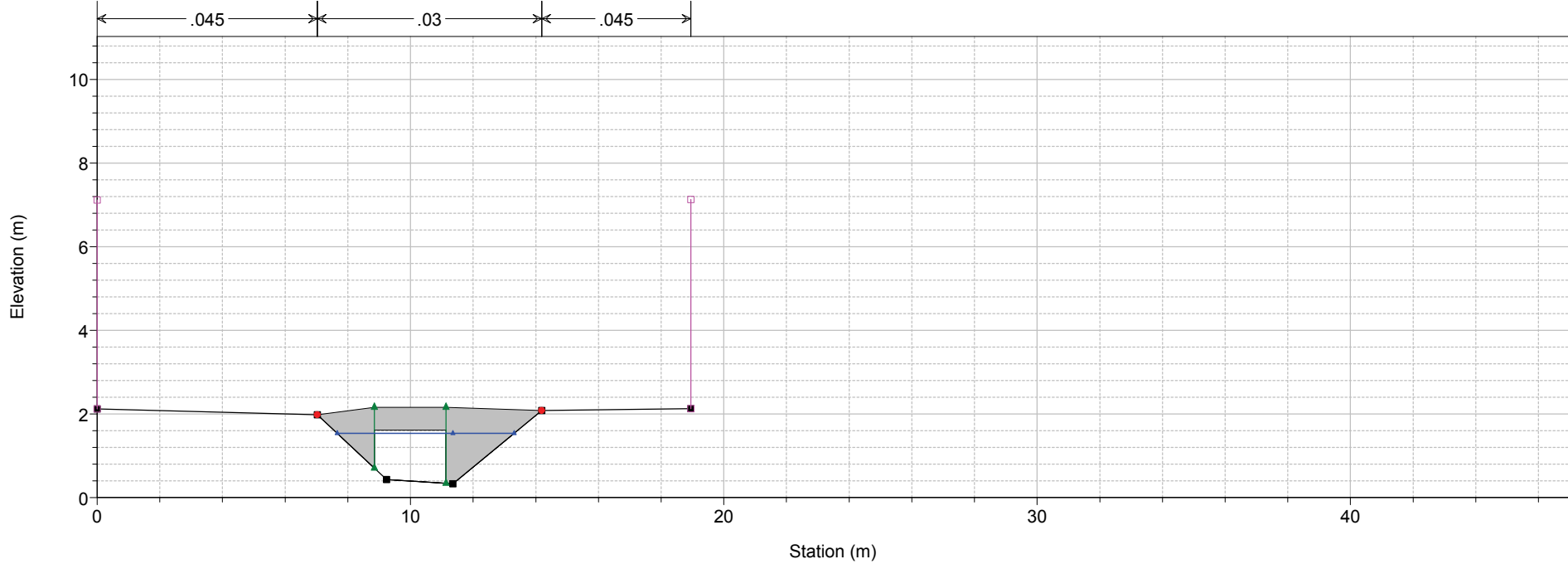
1) A TR 200 2) A TR 30

River = vallecorsa Reach = valle RS = 89.5 BR



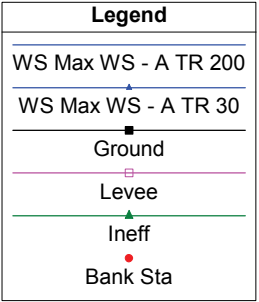
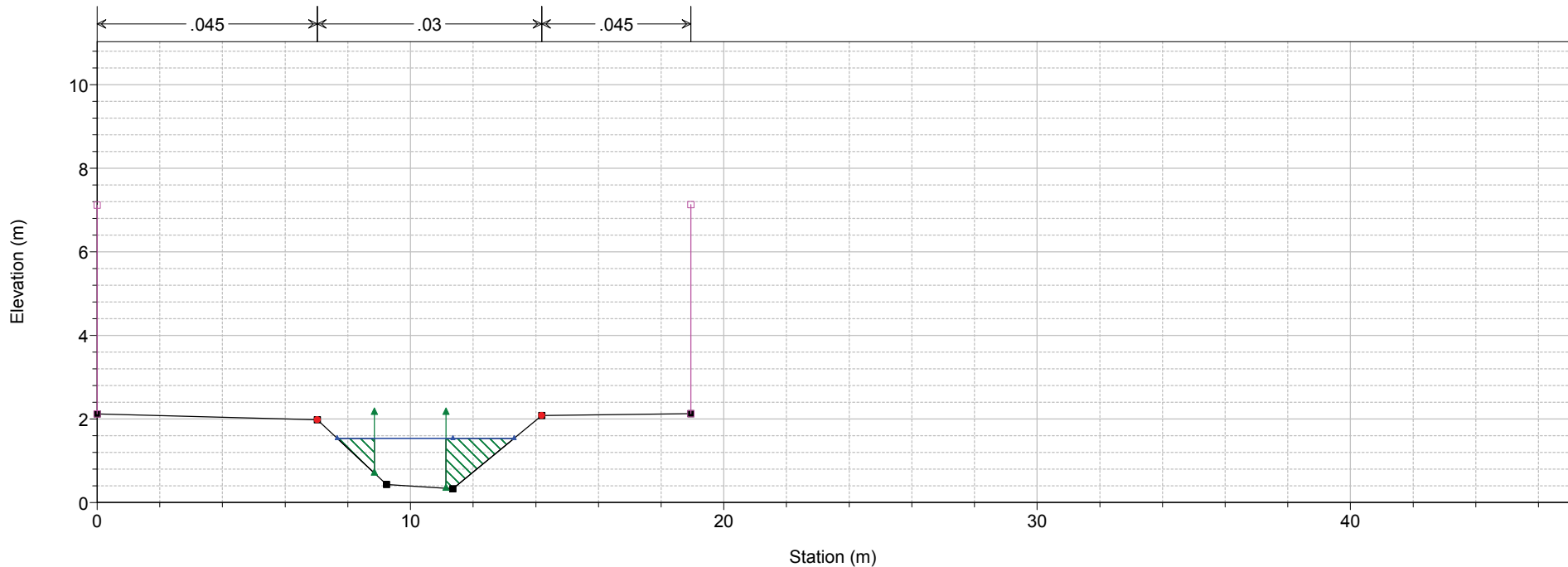
1) A TR 200 2) A TR 30

River = vallecorsa Reach = valle RS = 89.5 BR

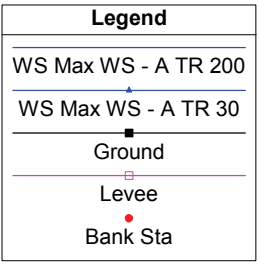
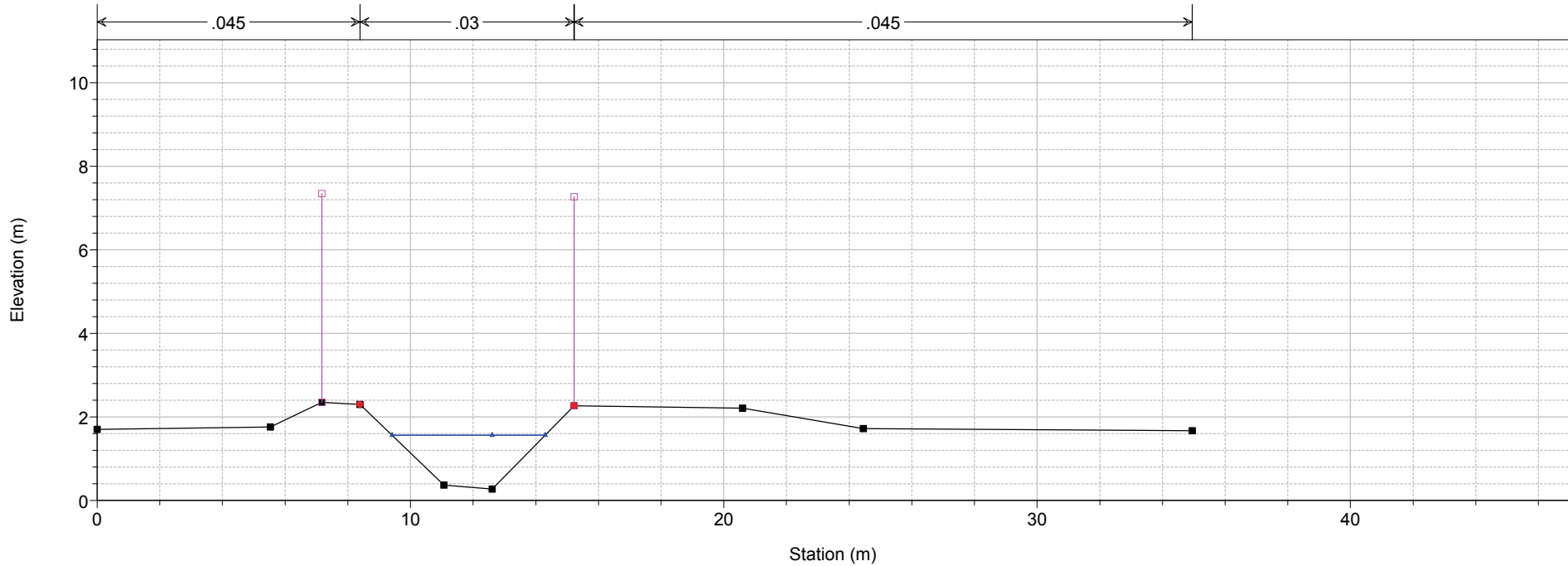


1 cm Horiz. = 2 m 1 cm Vert. = 1.5 m

1) A TR 200 2) A TR 30
 River = vallecorsa Reach = valle RS = 89

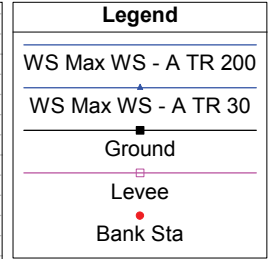
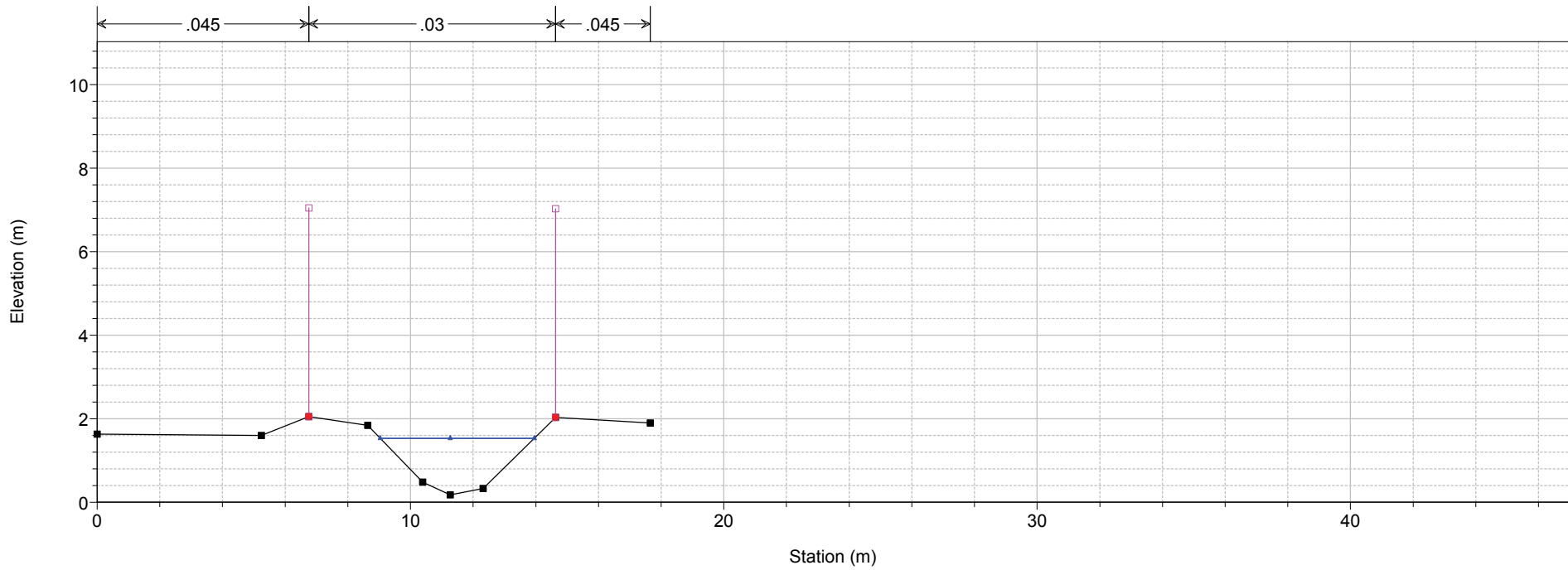


1) A TR 200 2) A TR 30
 River = vallecorsa Reach = valle RS = 88 27.64

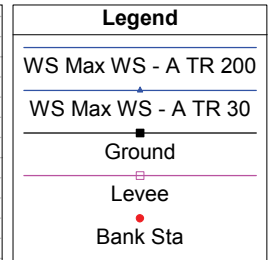
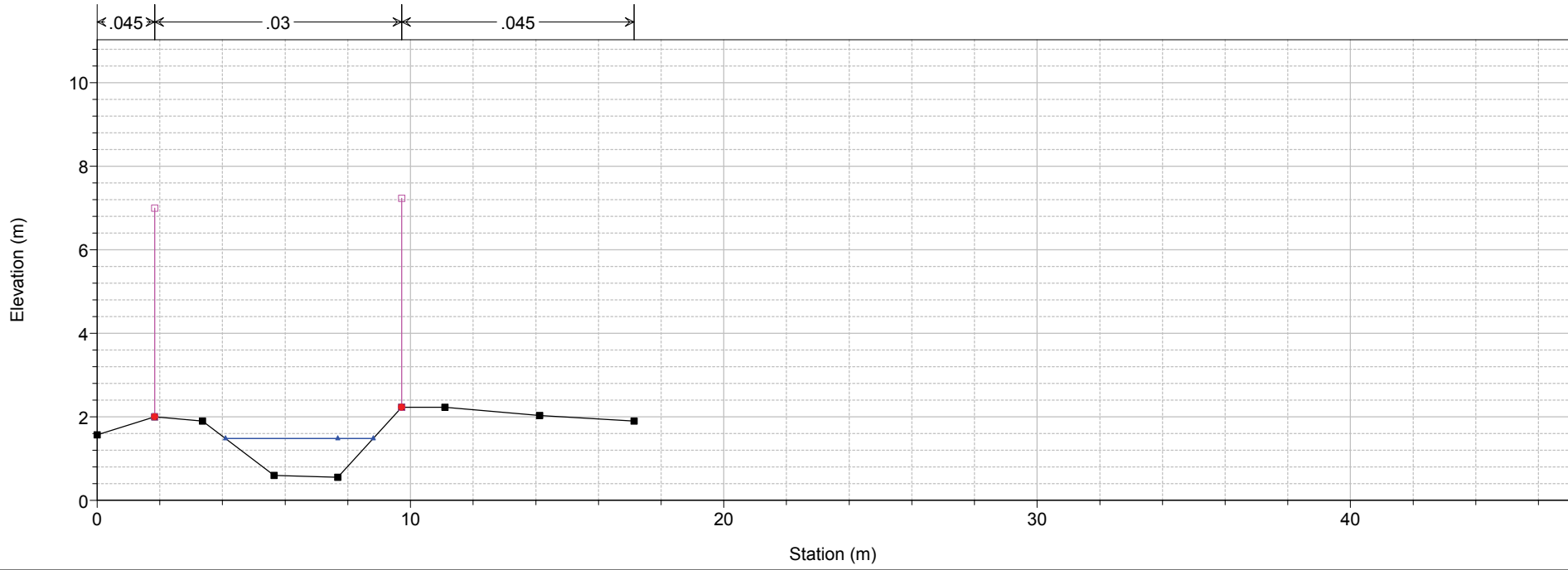


1 cm Horiz. = 2 m 1 cm Vert. = 1.5 m

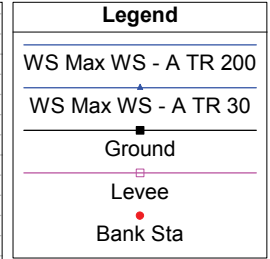
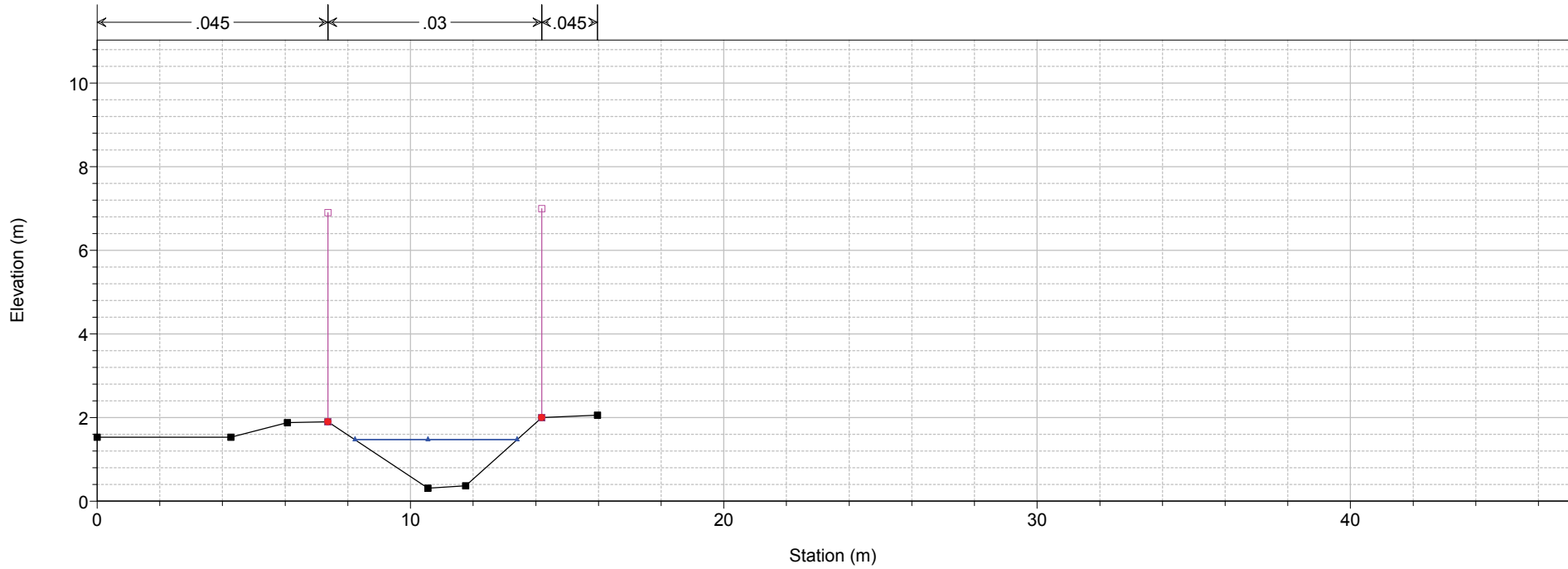
1) A TR 200 2) A TR 30
River = vallecorsa Reach = valle RS = 87



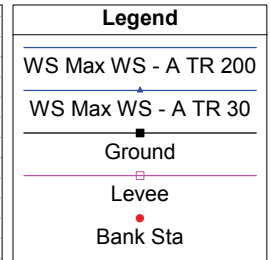
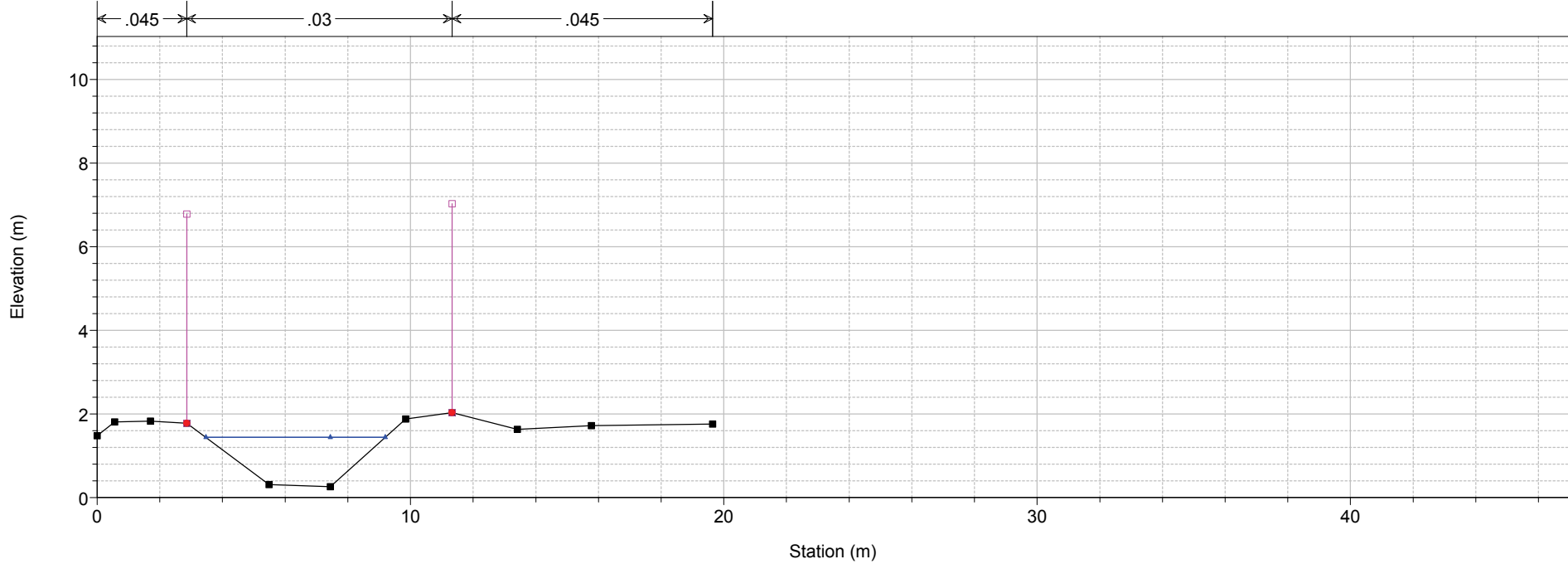
1) A TR 200 2) A TR 30
River = vallecorsa Reach = valle RS = 86



1) A TR 200 2) A TR 30
 River = vallecorsa Reach = valle RS = 85

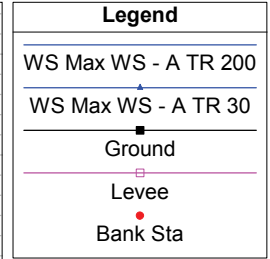
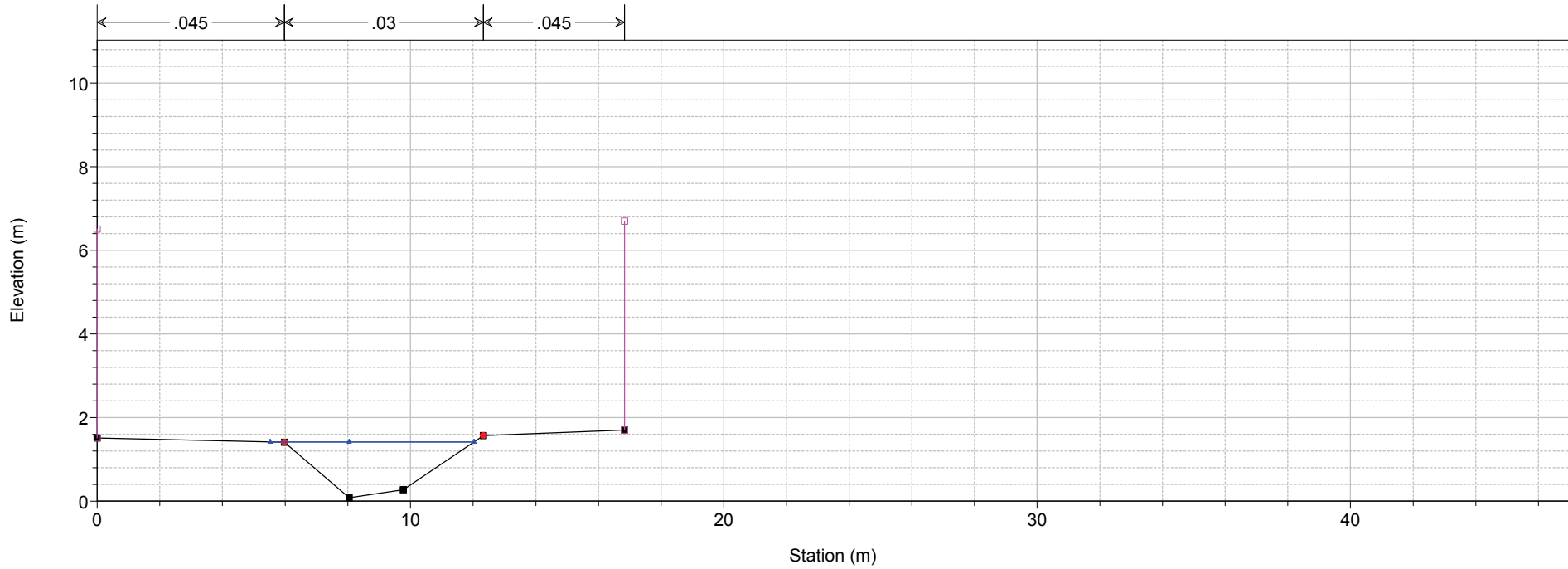


1) A TR 200 2) A TR 30
 River = vallecorsa Reach = valle RS = 84

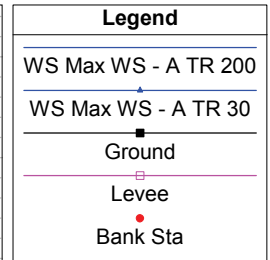
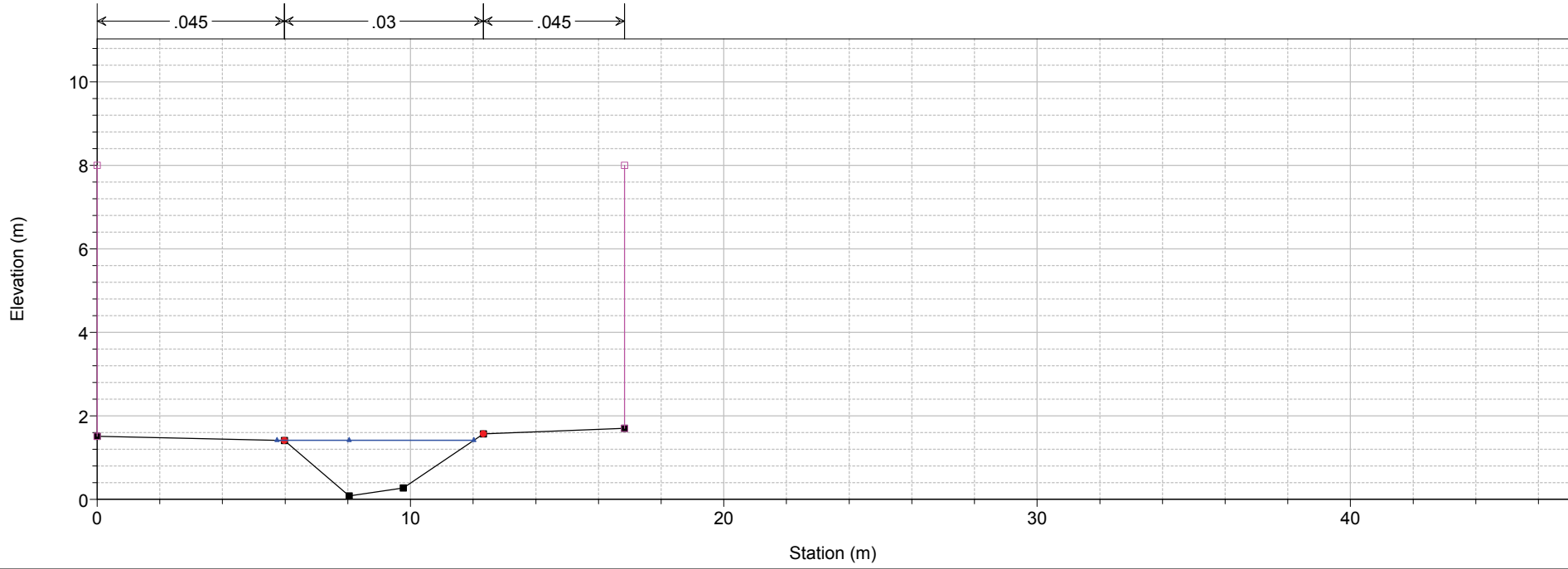


1 cm Horiz. = 2 m 1 cm Vert. = 1.5 m

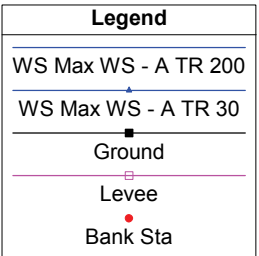
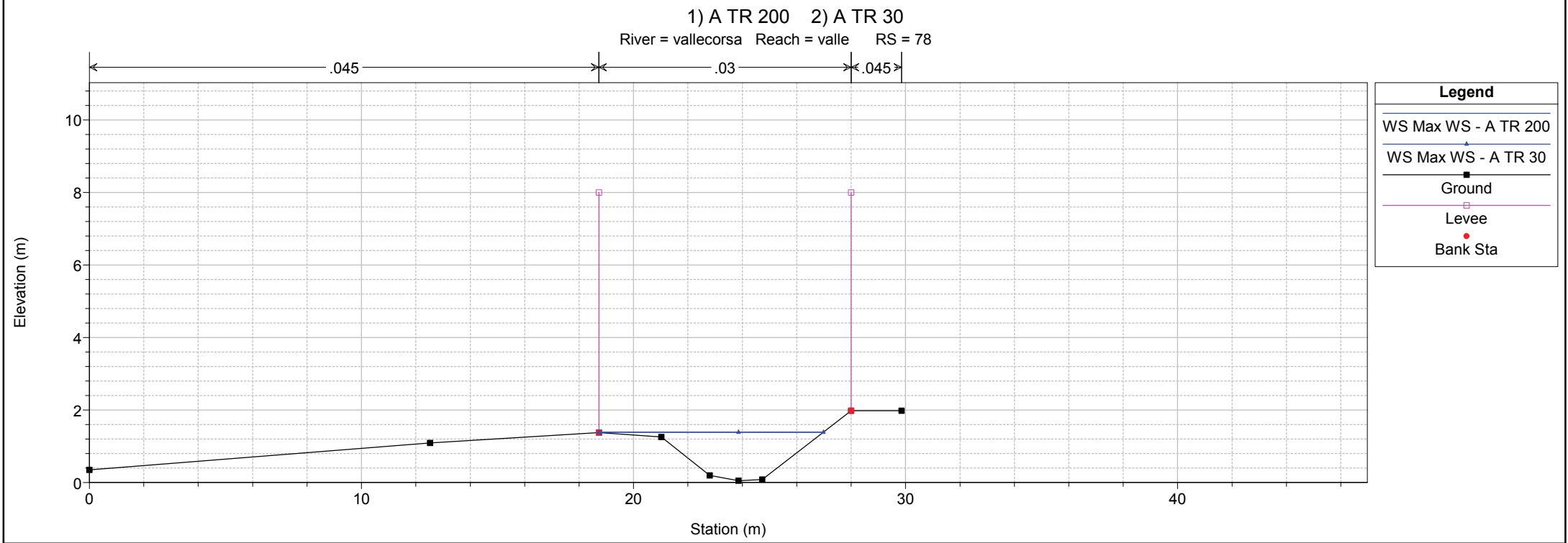
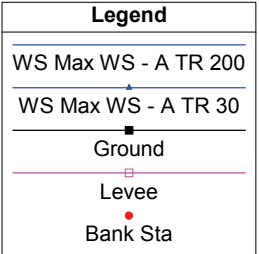
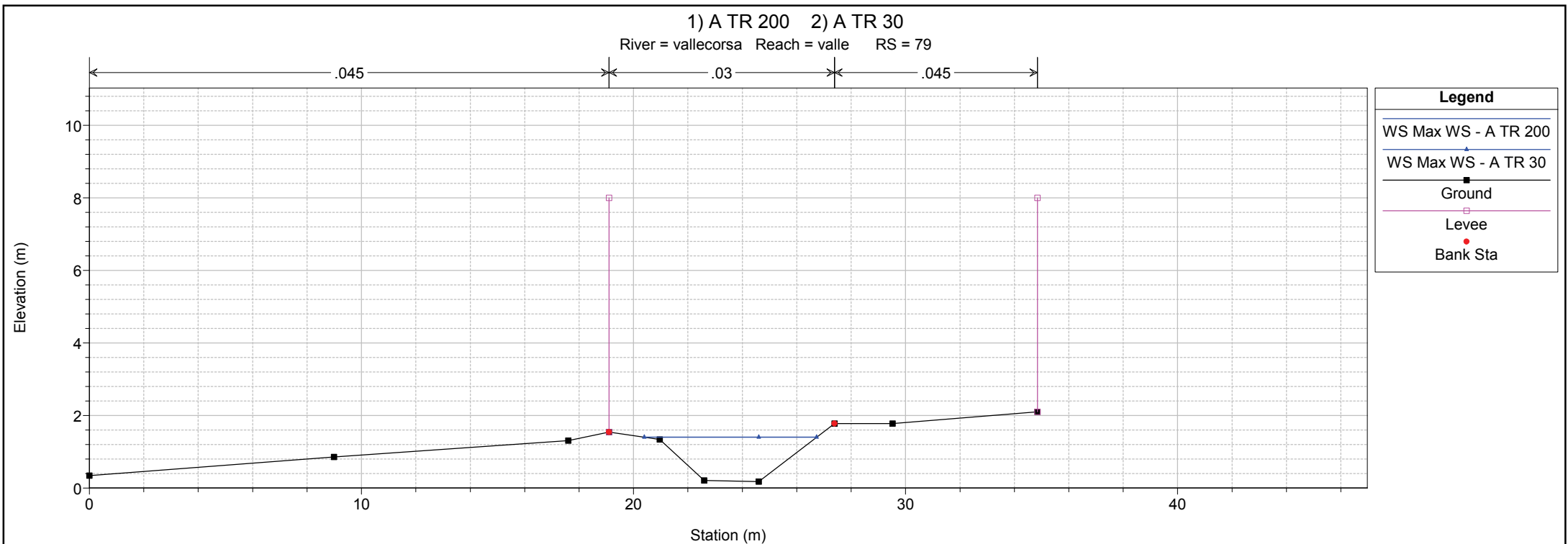
1) A TR 200 2) A TR 30
River = vallecorsa Reach = valle RS = 83



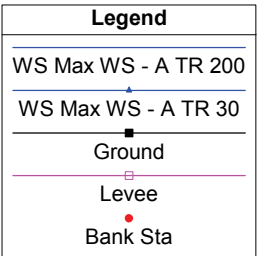
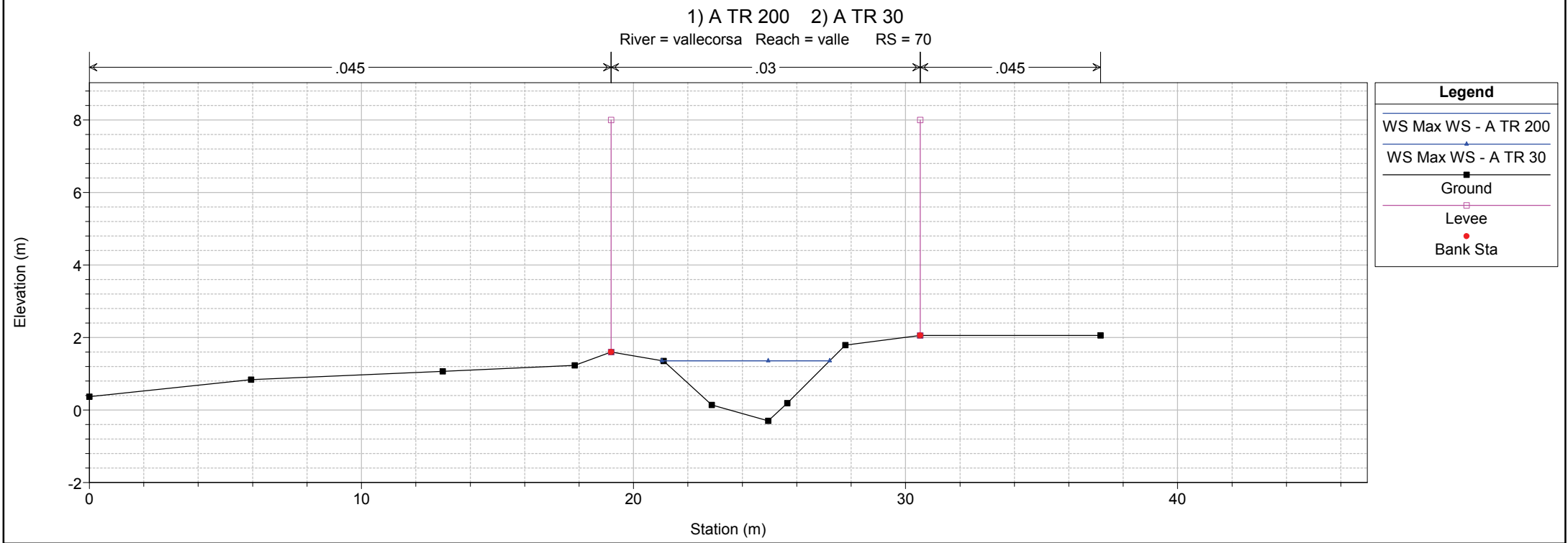
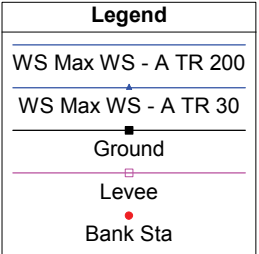
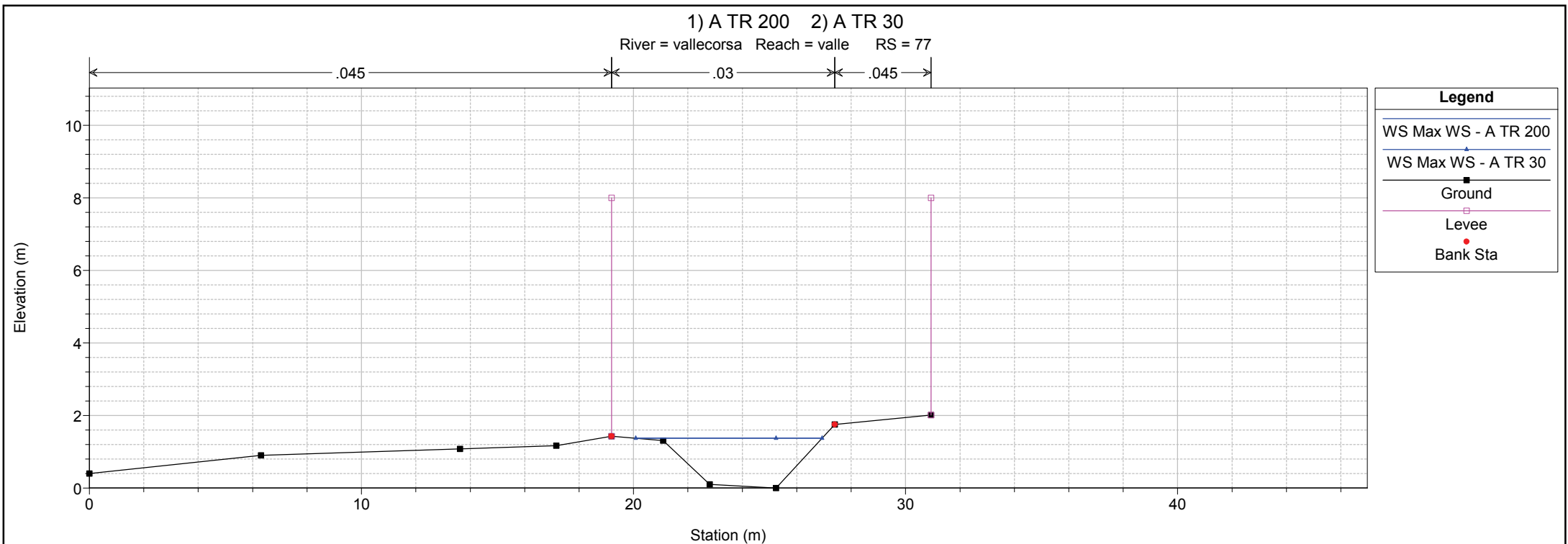
1) A TR 200 2) A TR 30
River = vallecorsa Reach = valle RS = 80



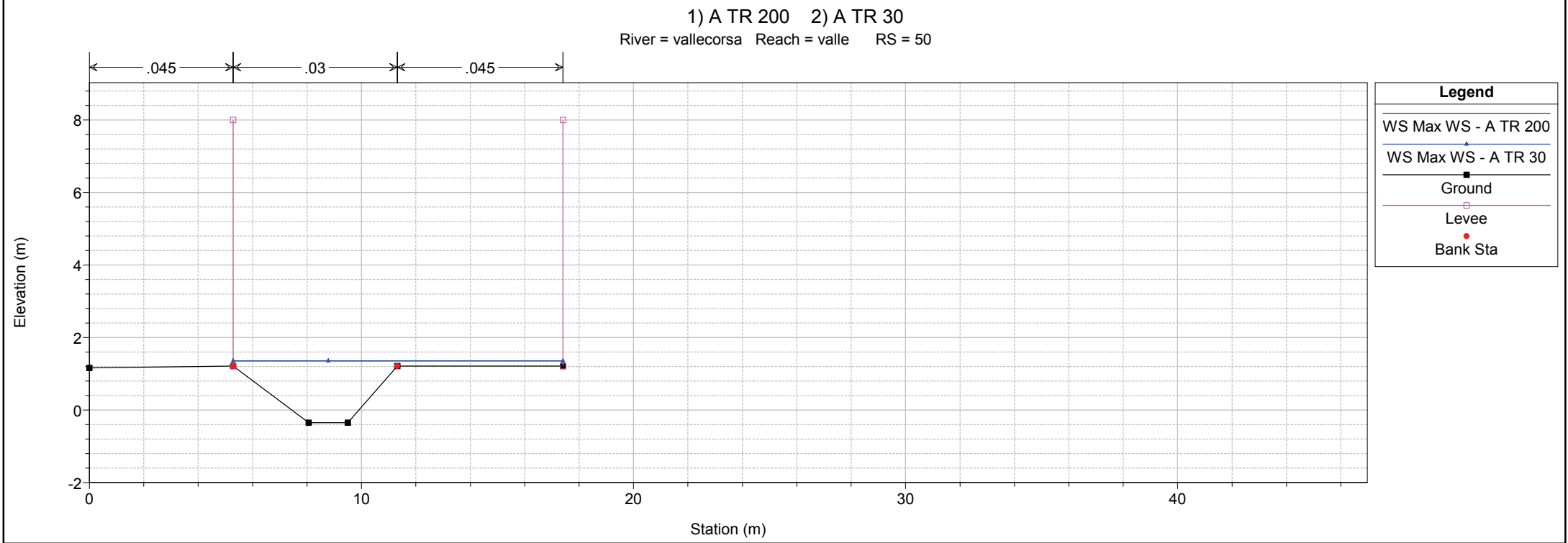
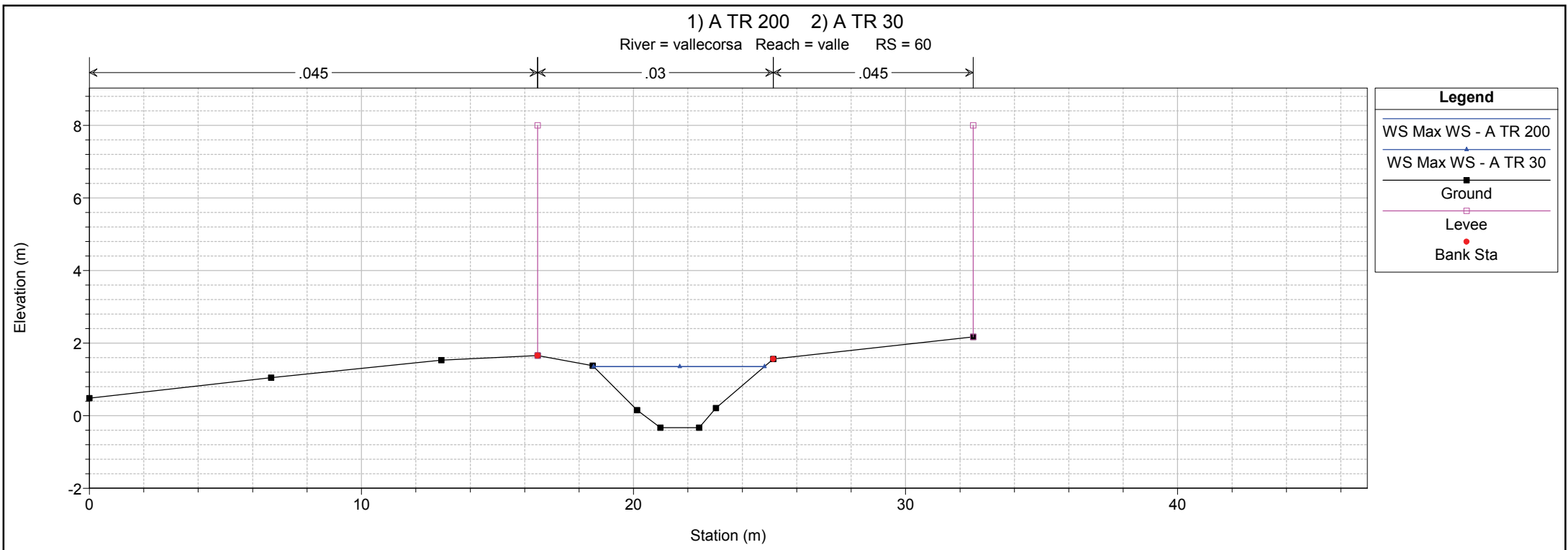
1 cm Horiz. = 2 m 1 cm Vert. = 1.5 m



1 cm Horiz. = 2 m 1 cm Vert. = 1.5 m

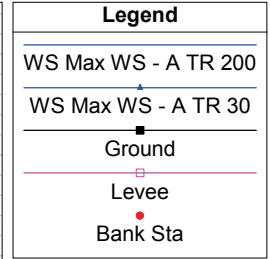
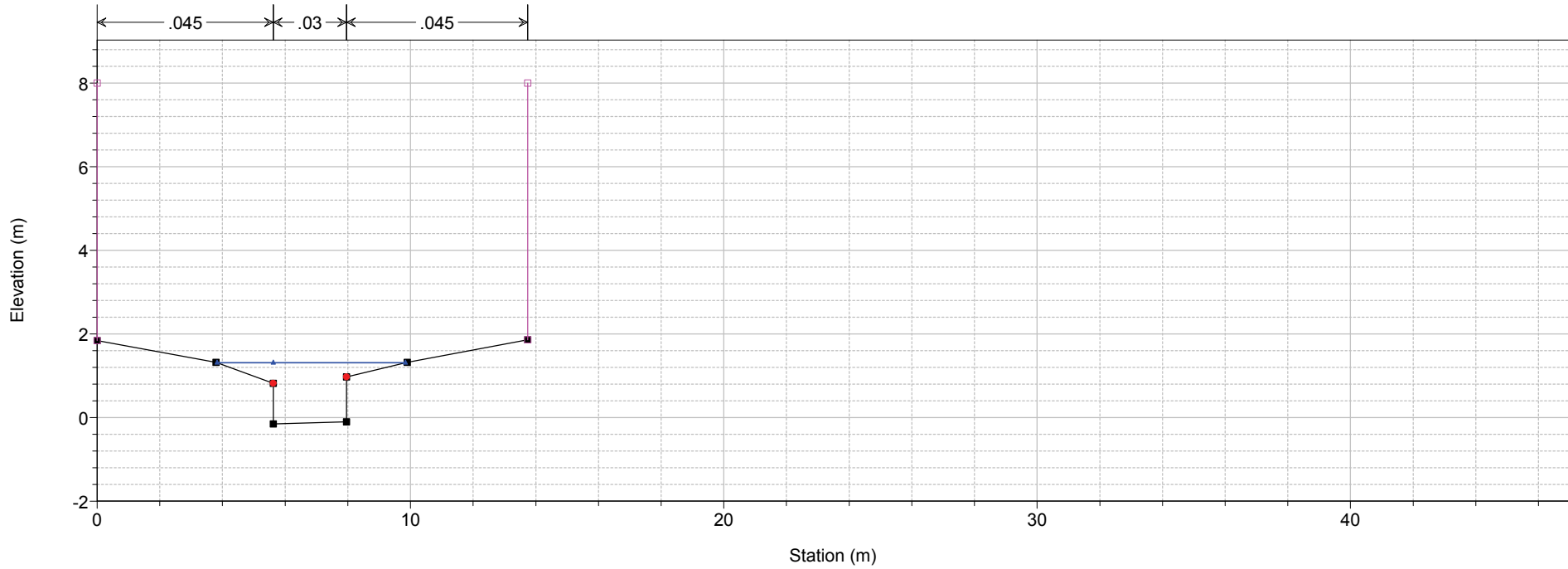


1 cm Horiz. = 2 m 1 cm Vert. = 1.5 m

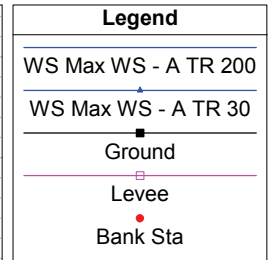
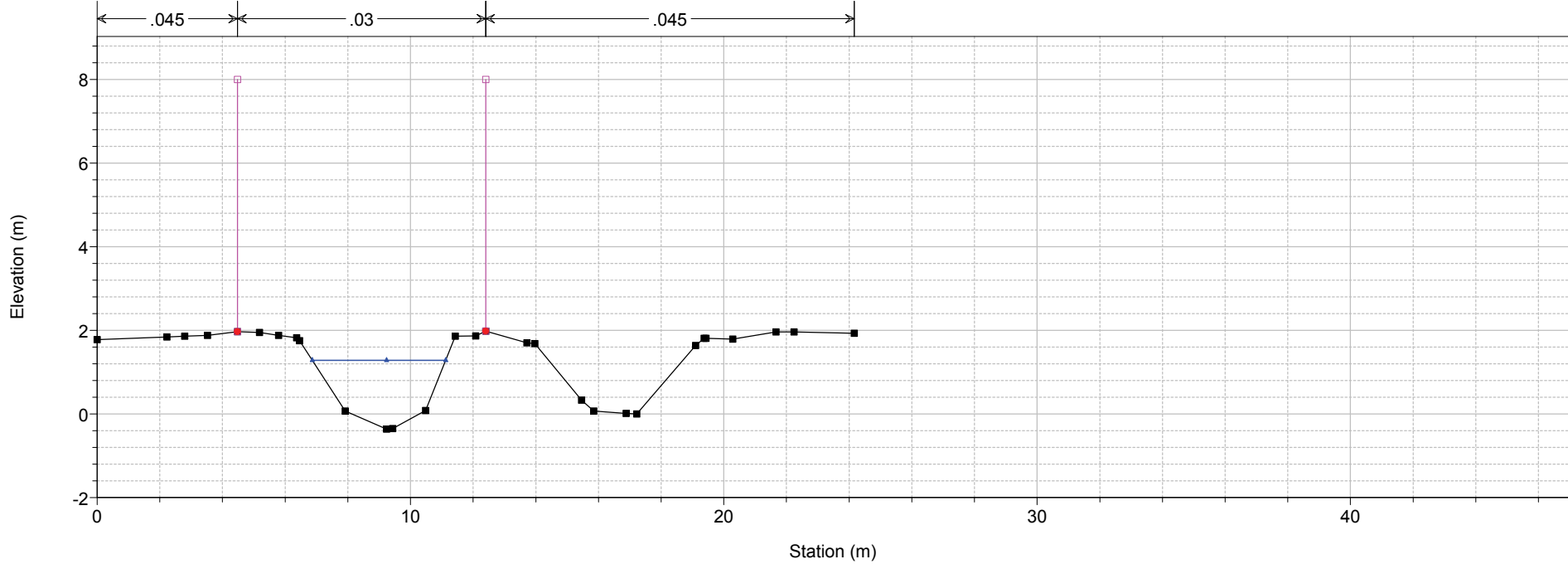


1 cm Horiz. = 2 m 1 cm Vert. = 1.5 m

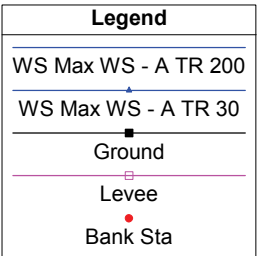
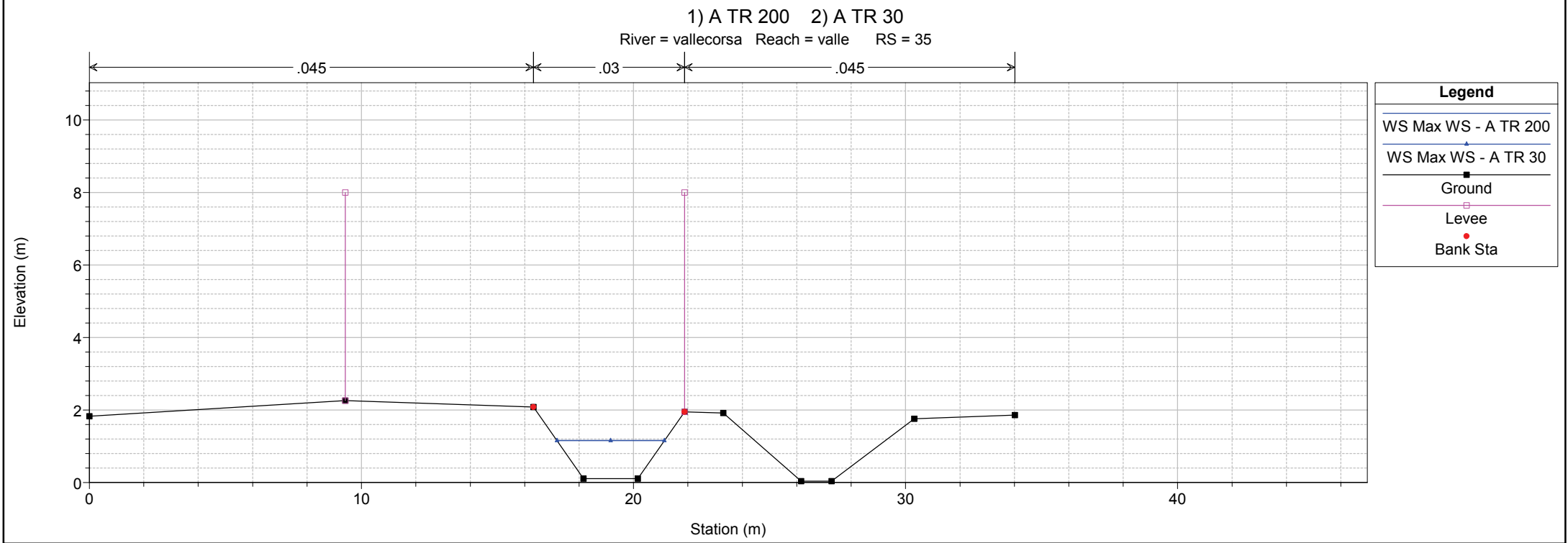
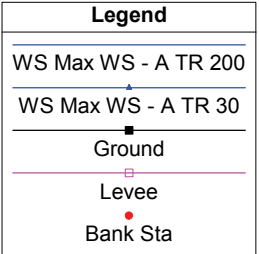
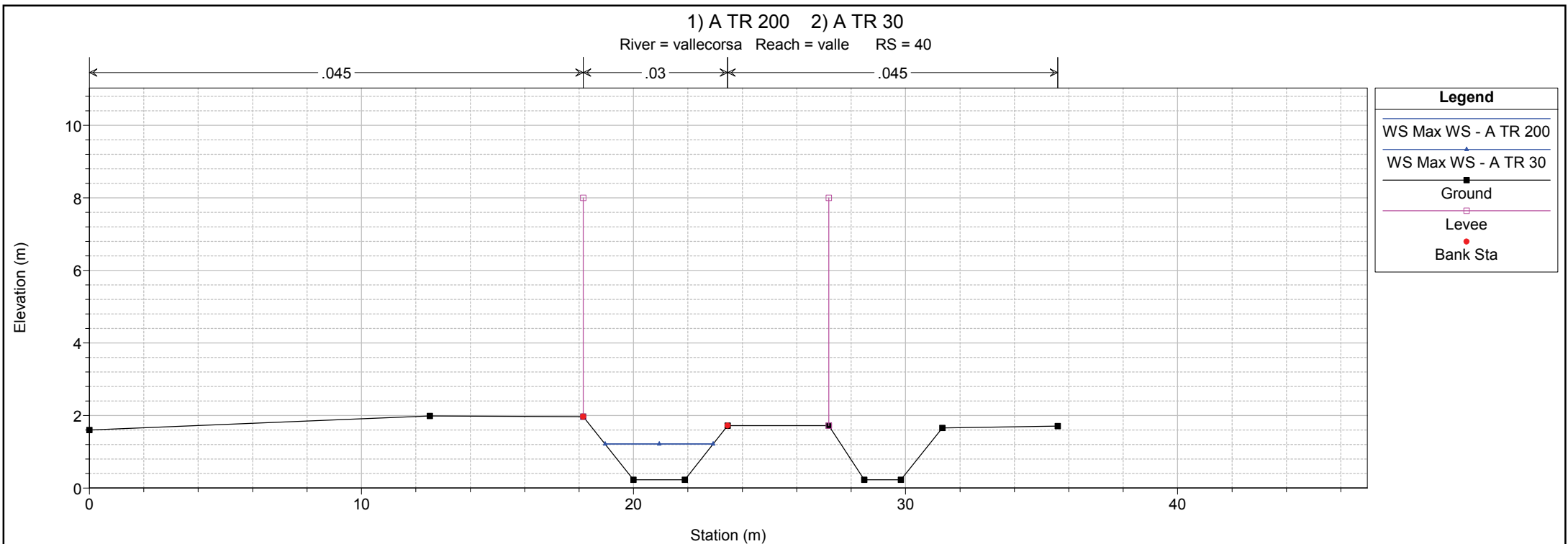
1) A TR 200 2) A TR 30
 River = vallecorsa Reach = valle RS = 45



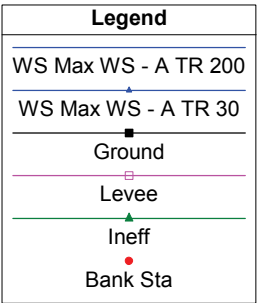
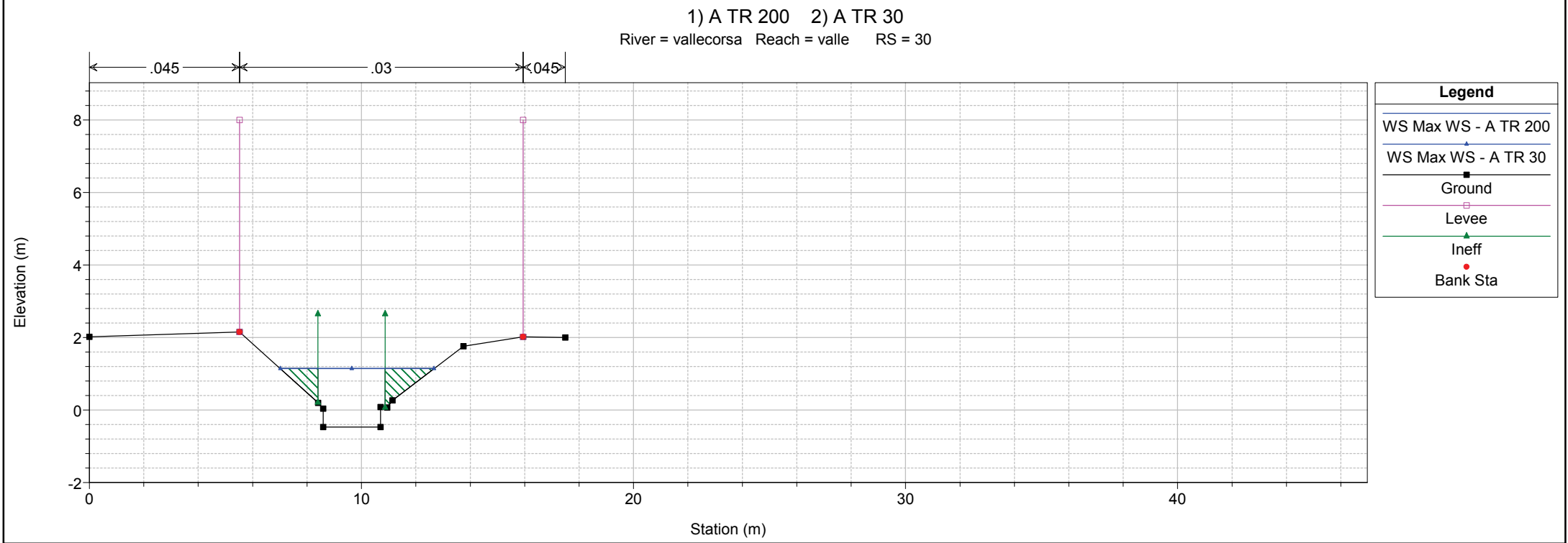
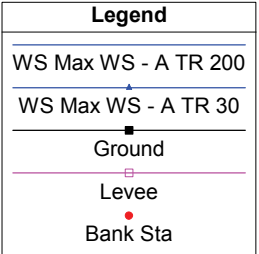
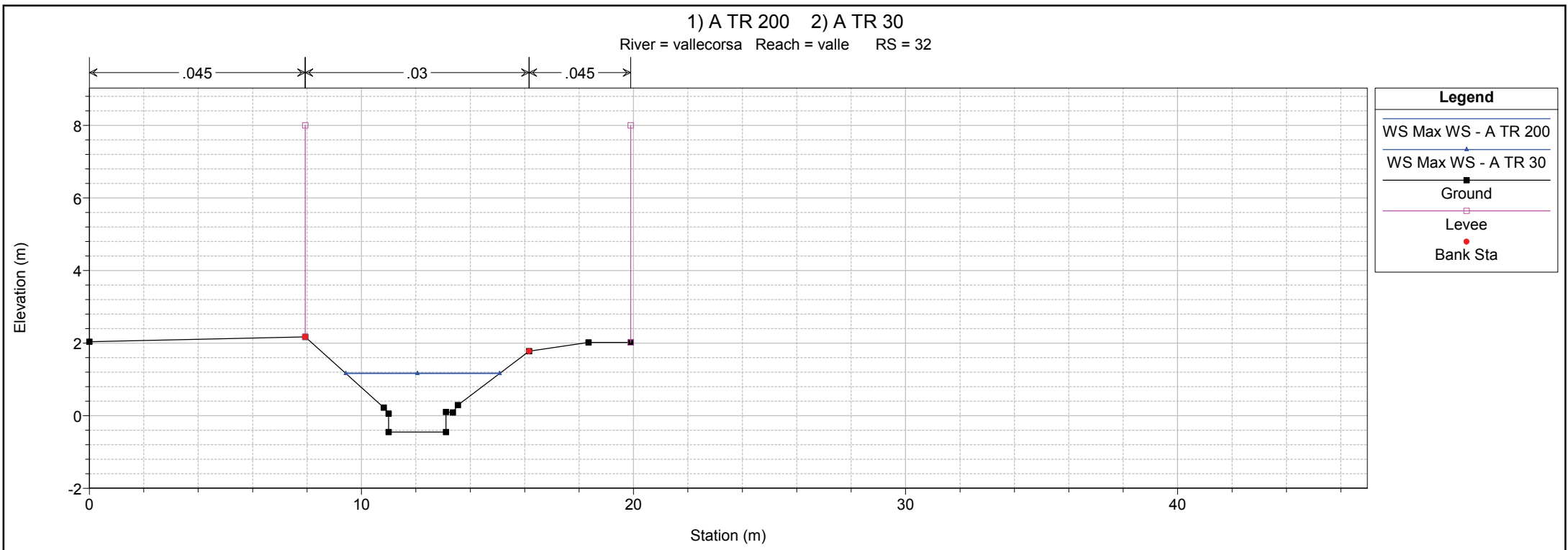
1) A TR 200 2) A TR 30
 River = vallecorsa Reach = valle RS = 42.5



1 cm Horiz. = 2 m 1 cm Vert. = 1.5 m



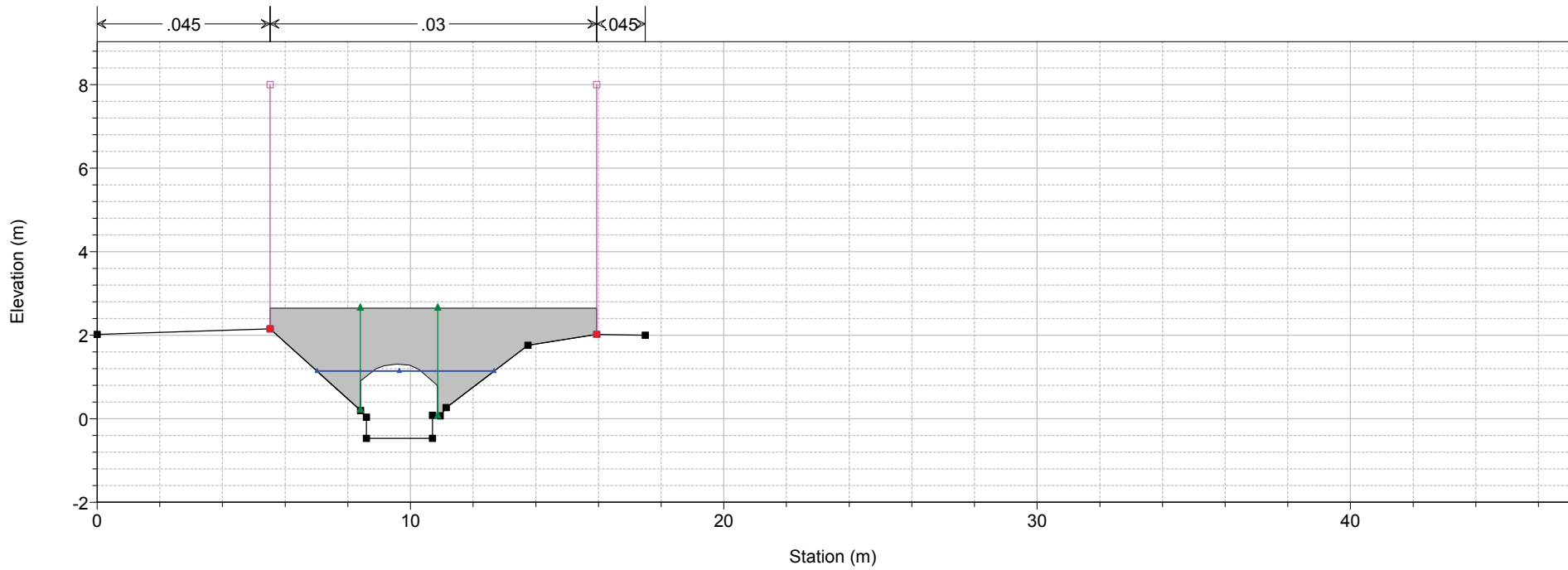
1 cm Horiz. = 2 m 1 cm Vert. = 1.5 m



1 cm Horiz. = 2 m 1 cm Vert. = 1.5 m

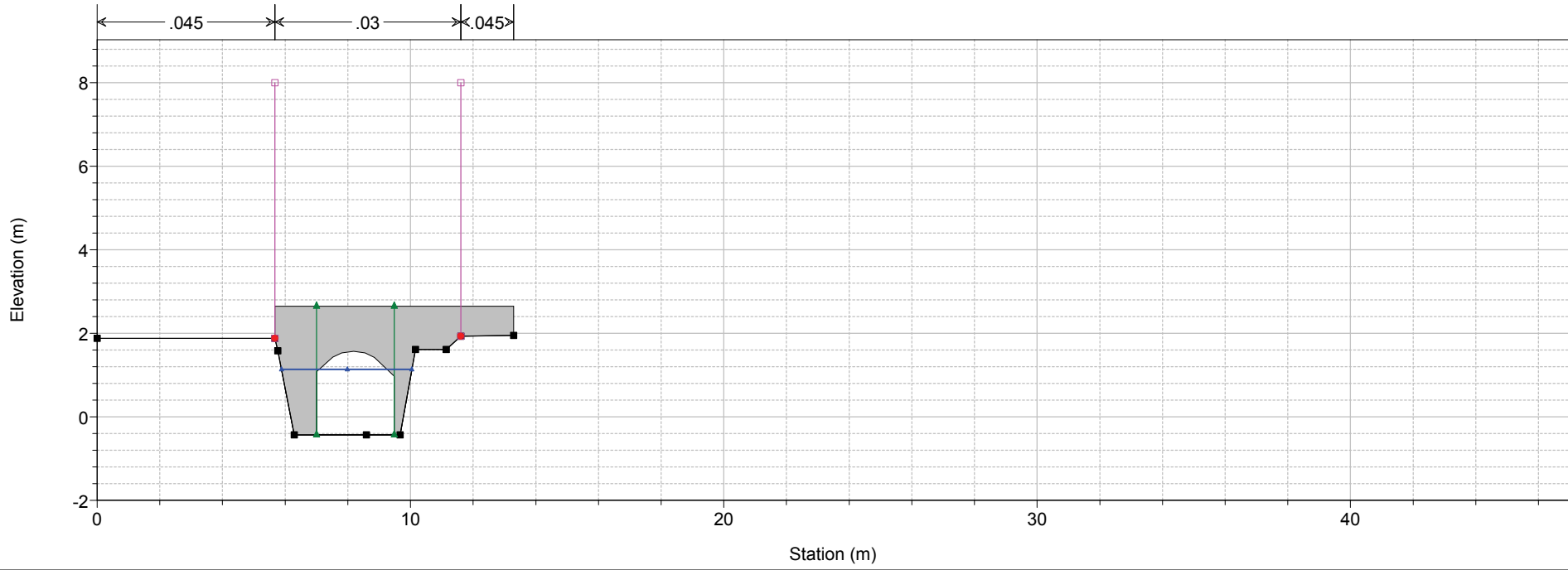
1) A TR 200 2) A TR 30

River = vallecorsa Reach = valle RS = 29.5 BR



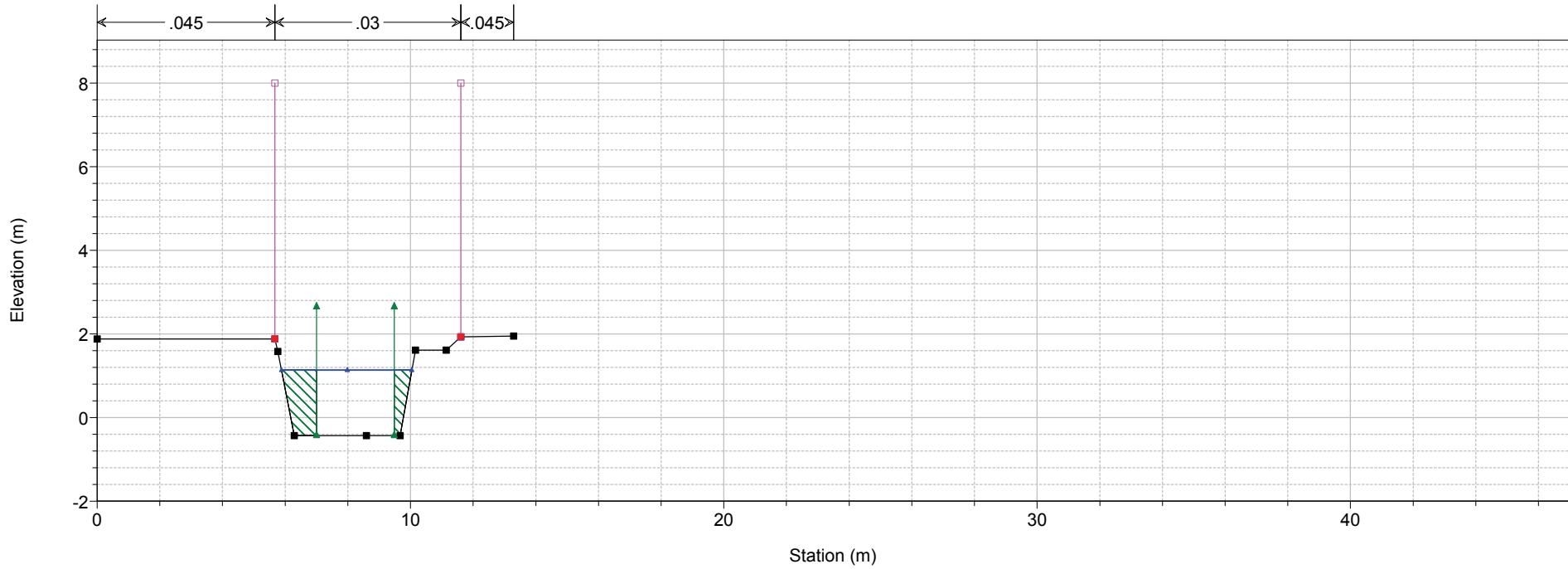
1) A TR 200 2) A TR 30

River = vallecorsa Reach = valle RS = 29.5 BR



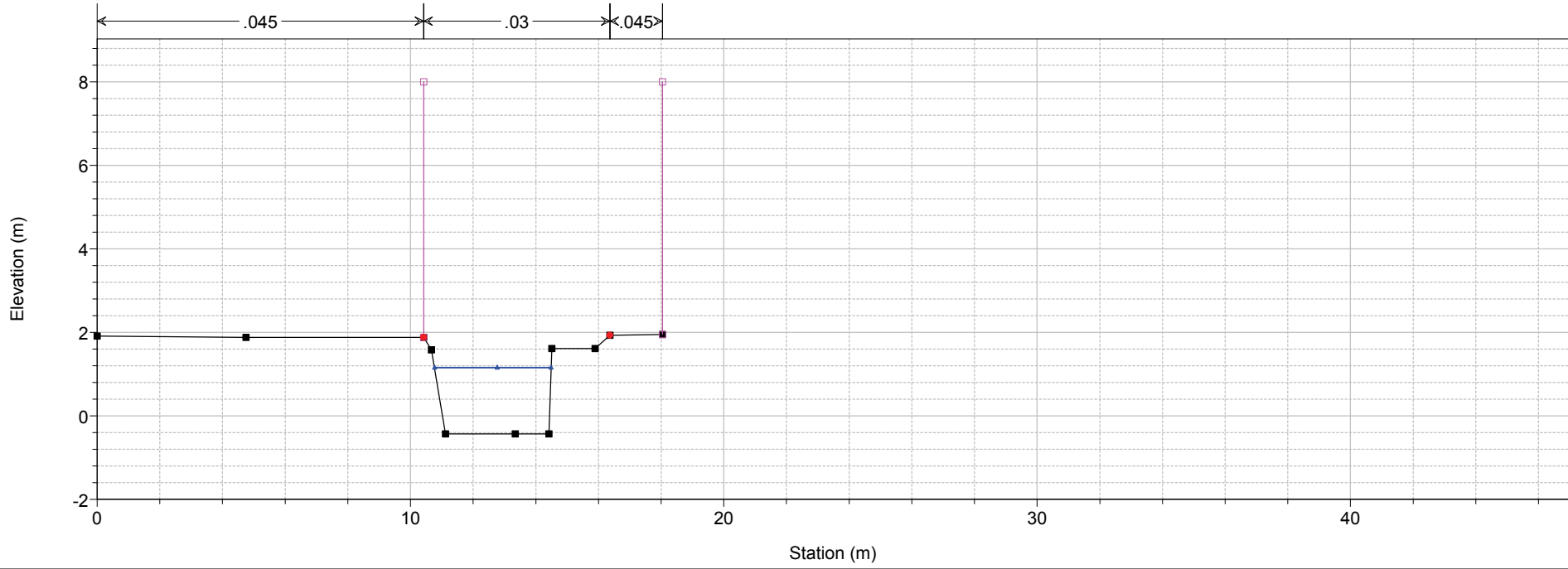
1 cm Horiz. = 2 m 1 cm Vert. = 1.5 m

1) A TR 200 2) A TR 30
 River = vallecorsa Reach = valle RS = 29



| Legend | |
|----------------------|---|
| WS Max WS - A TR 200 | ▲ |
| WS Max WS - A TR 30 | ▲ |
| Ground | ■ |
| Levee | □ |
| Ineff | ▲ |
| Bank Sta | ● |

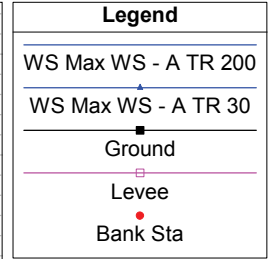
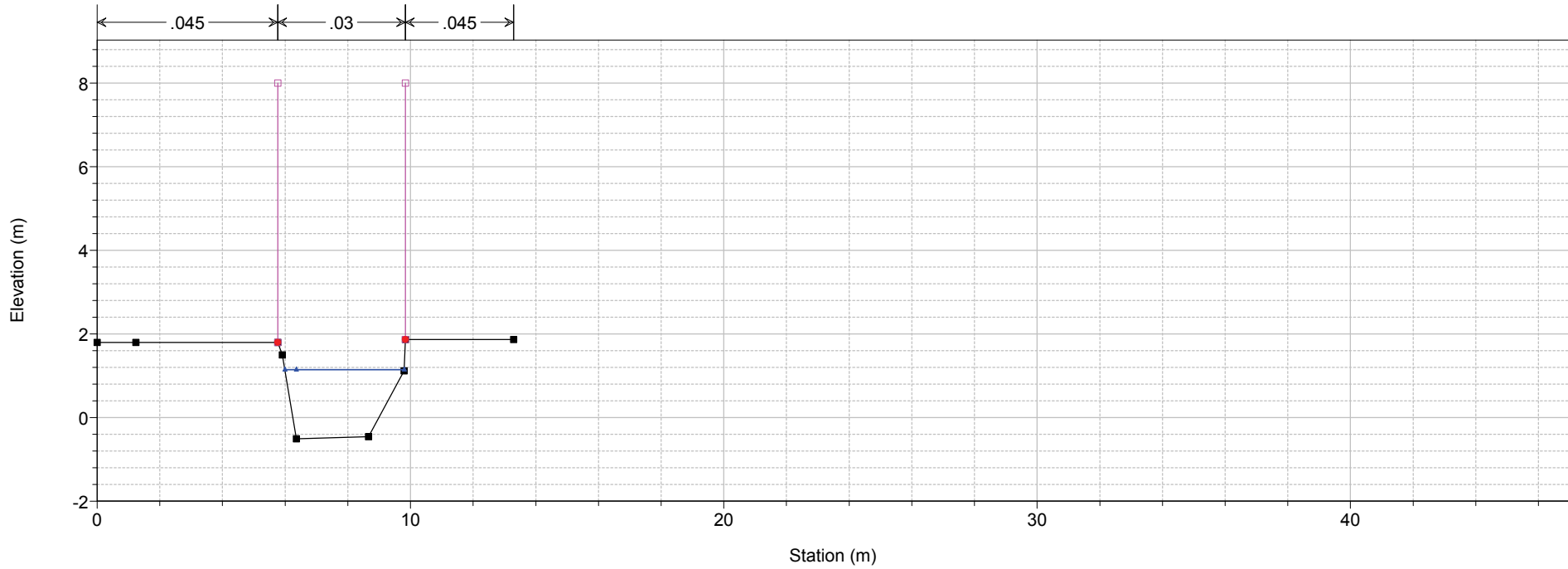
1) A TR 200 2) A TR 30
 River = vallecorsa Reach = valle RS = 28



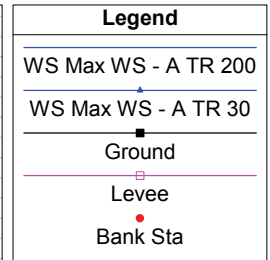
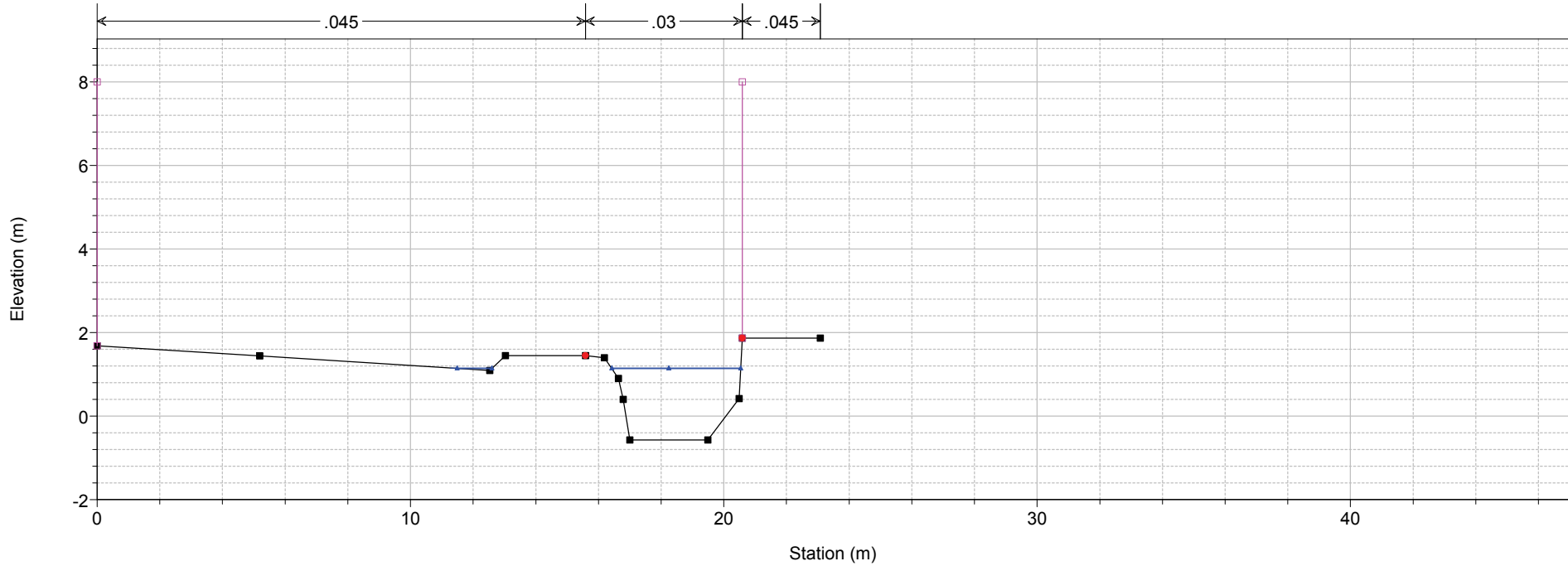
| Legend | |
|----------------------|---|
| WS Max WS - A TR 200 | ▲ |
| WS Max WS - A TR 30 | ▲ |
| Ground | ■ |
| Levee | □ |
| Bank Sta | ● |

1 cm Horiz. = 2 m 1 cm Vert. = 1.5 m

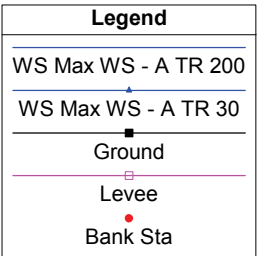
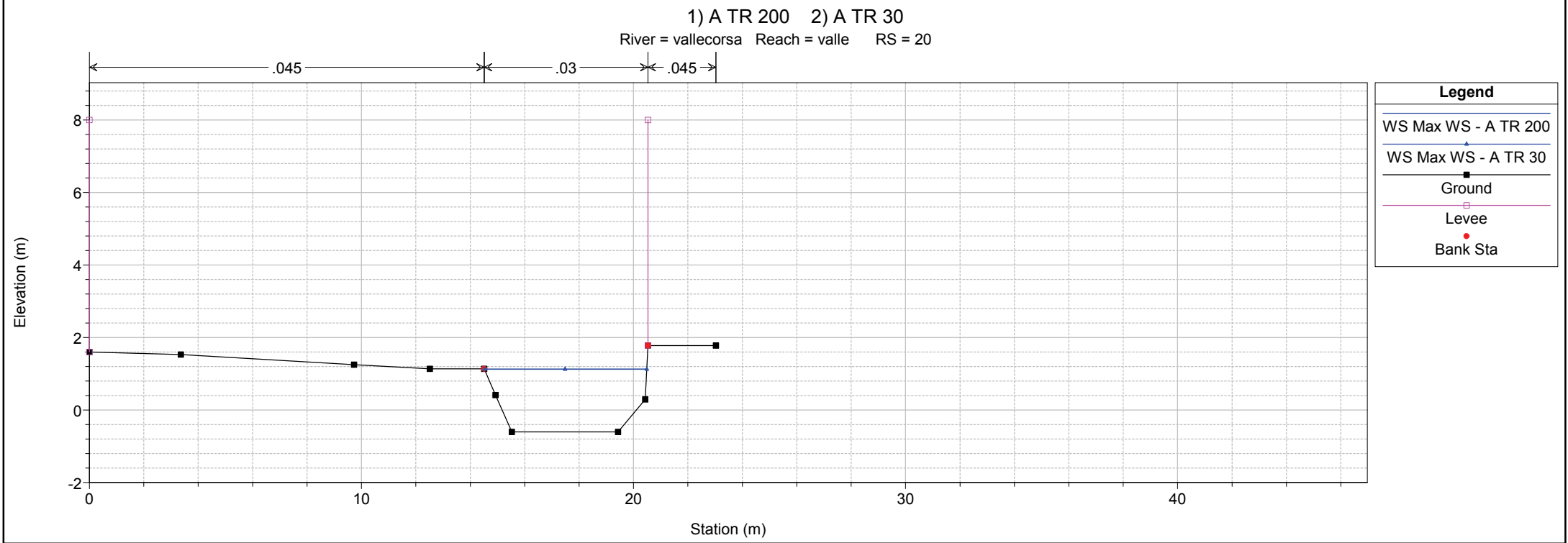
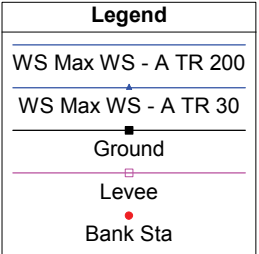
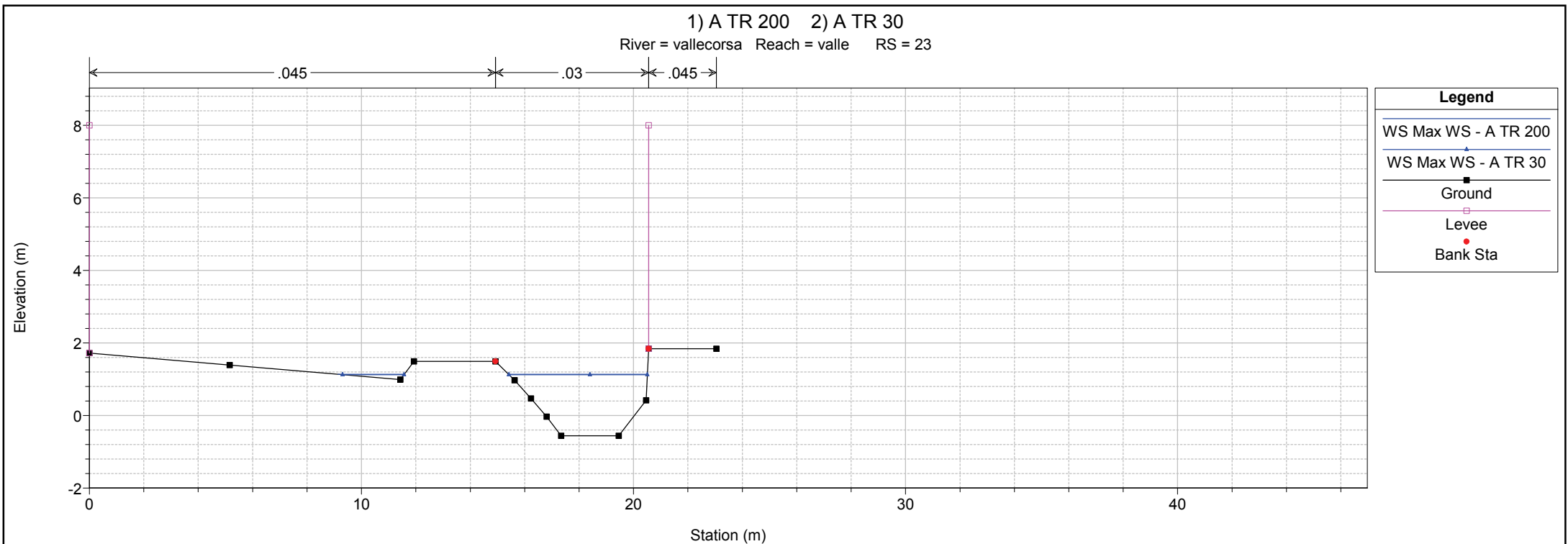
1) A TR 200 2) A TR 30
 River = vallecorsa Reach = valle RS = 27



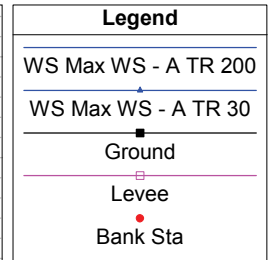
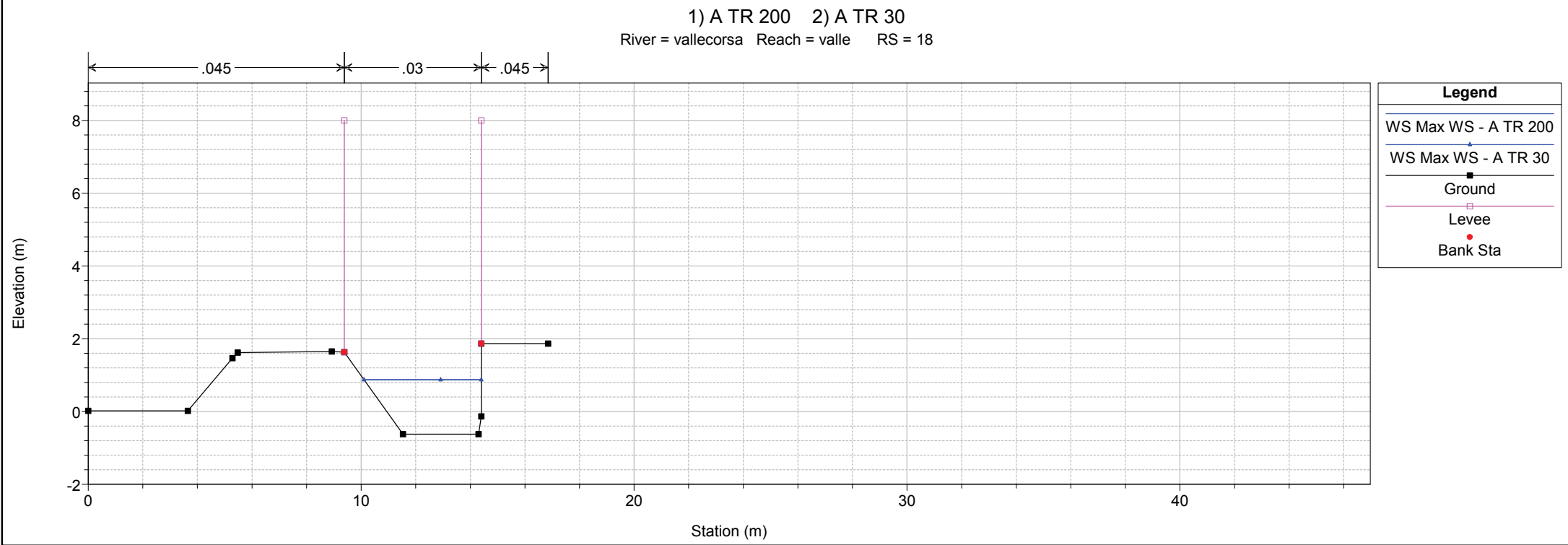
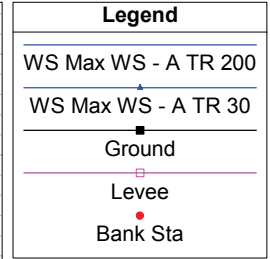
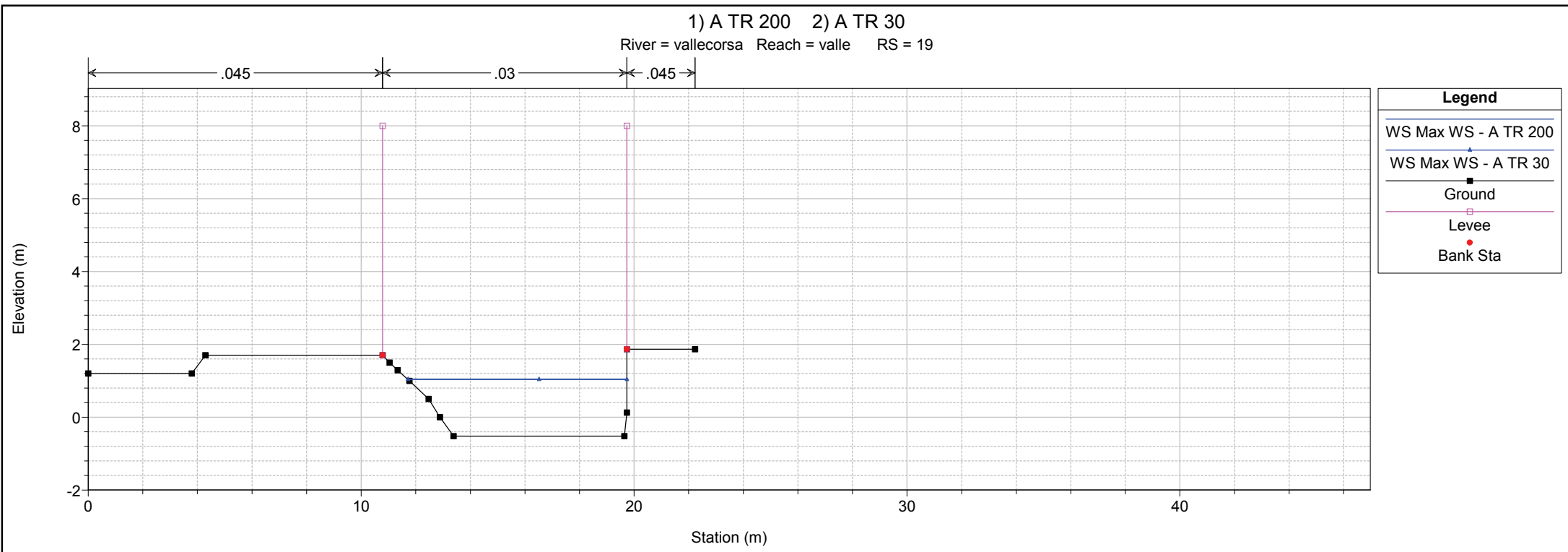
1) A TR 200 2) A TR 30
 River = vallecorsa Reach = valle RS = 26



1 cm Horiz. = 2 m 1 cm Vert. = 1.5 m

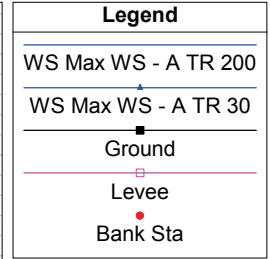
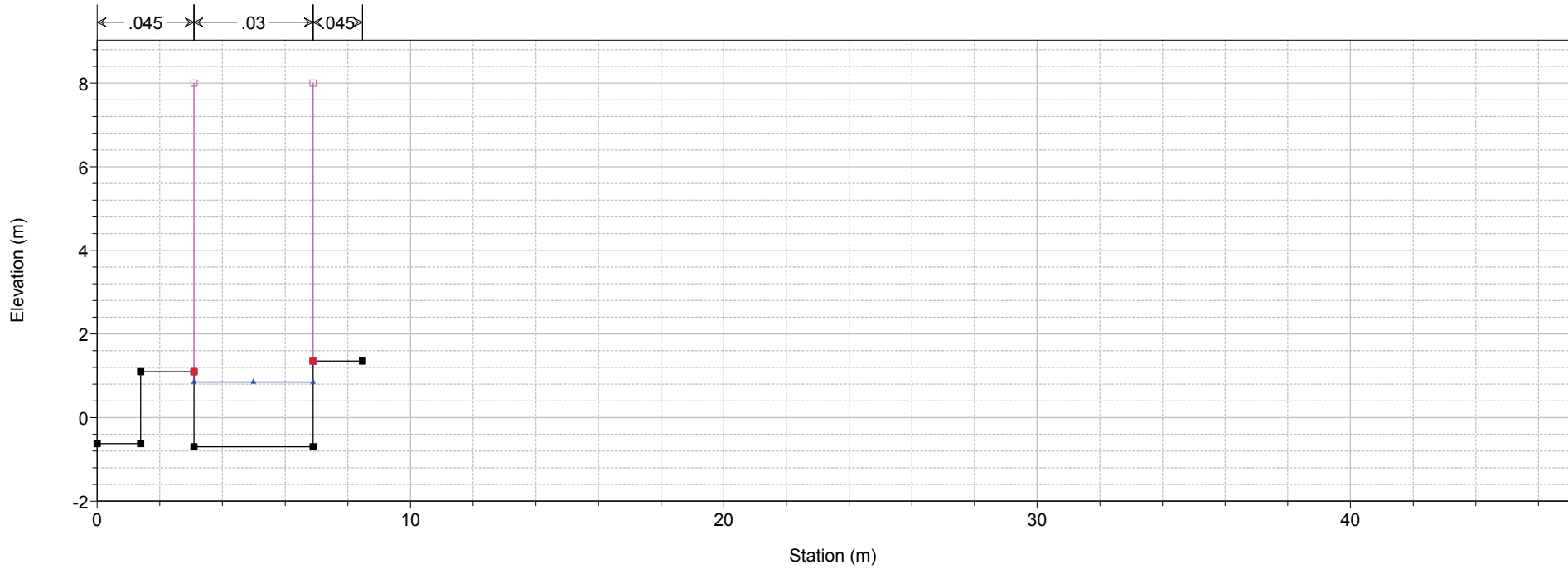


1 cm Horiz. = 2 m 1 cm Vert. = 1.5 m

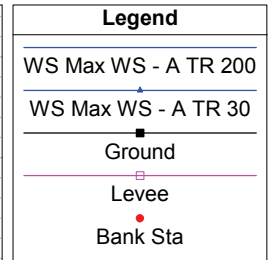
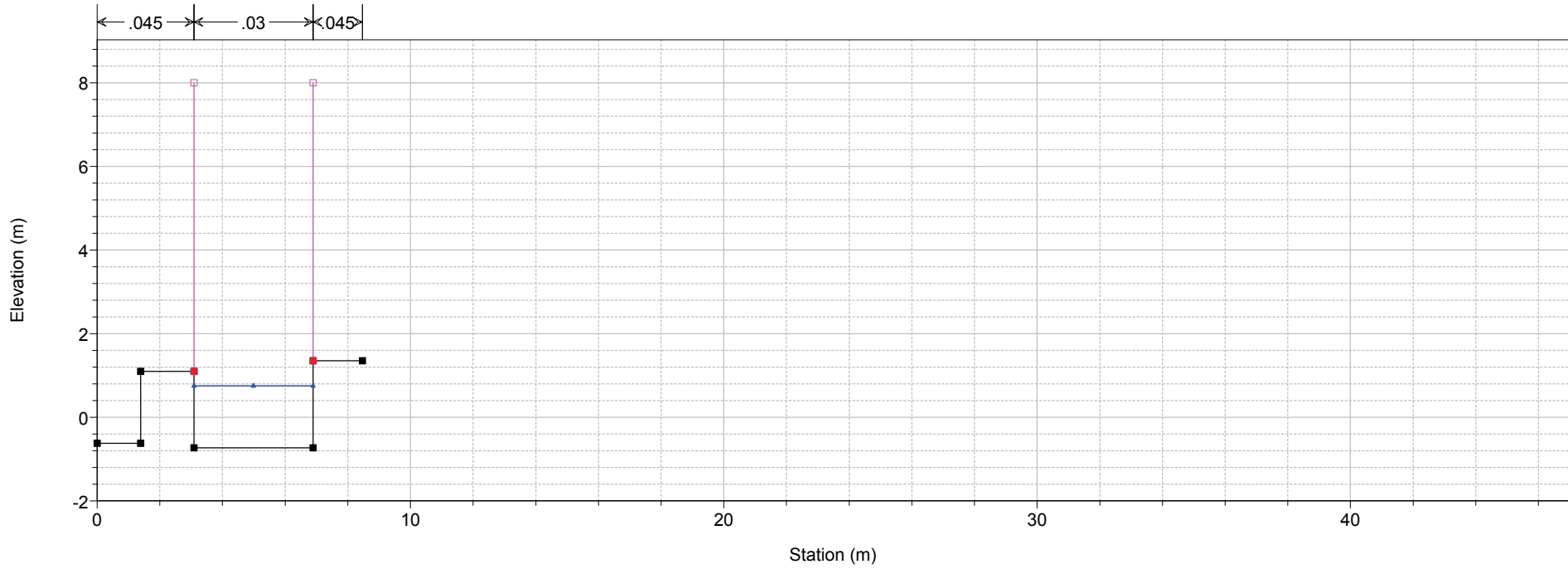


1 cm Horiz. = 2 m 1 cm Vert. = 1.5 m

1) A TR 200 2) A TR 30
River = vallecorsa Reach = valle RS = 13

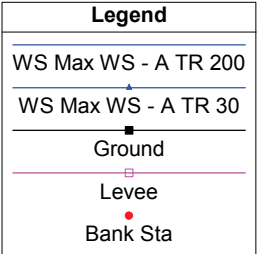
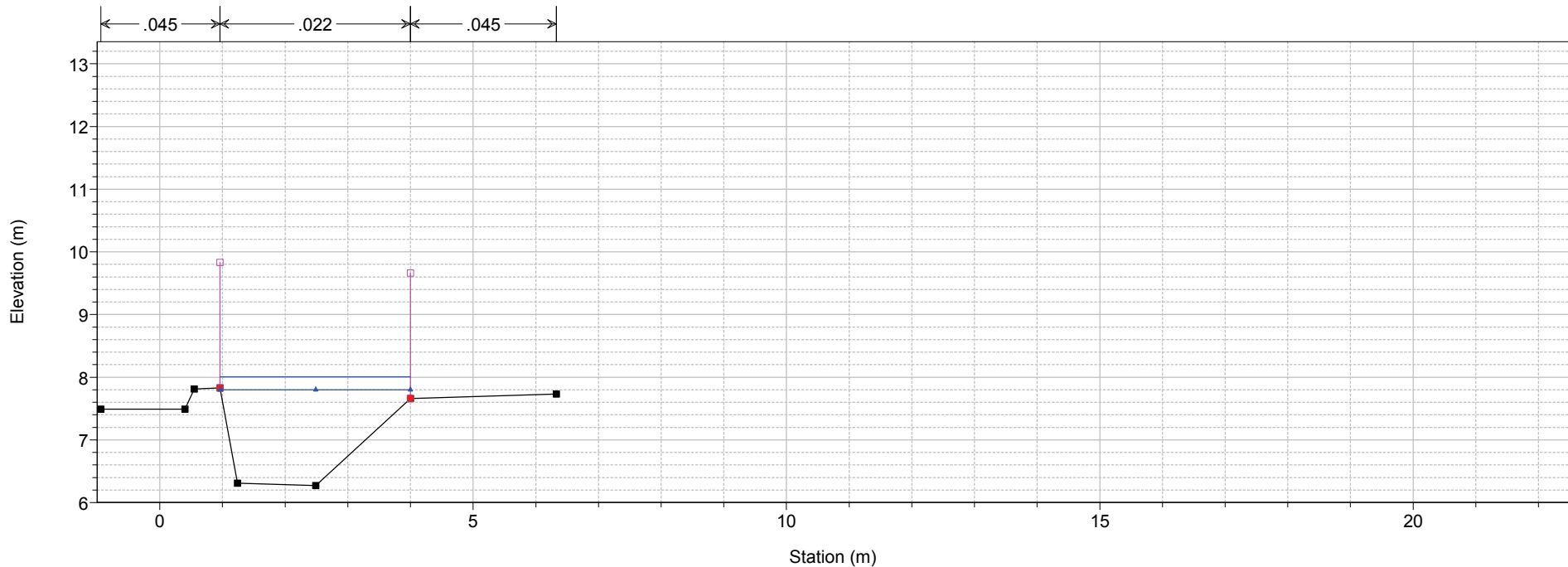


1) A TR 200 2) A TR 30
River = vallecorsa Reach = valle RS = 10

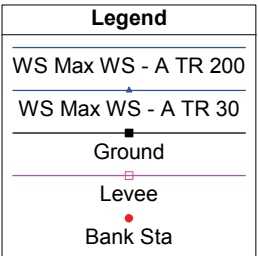
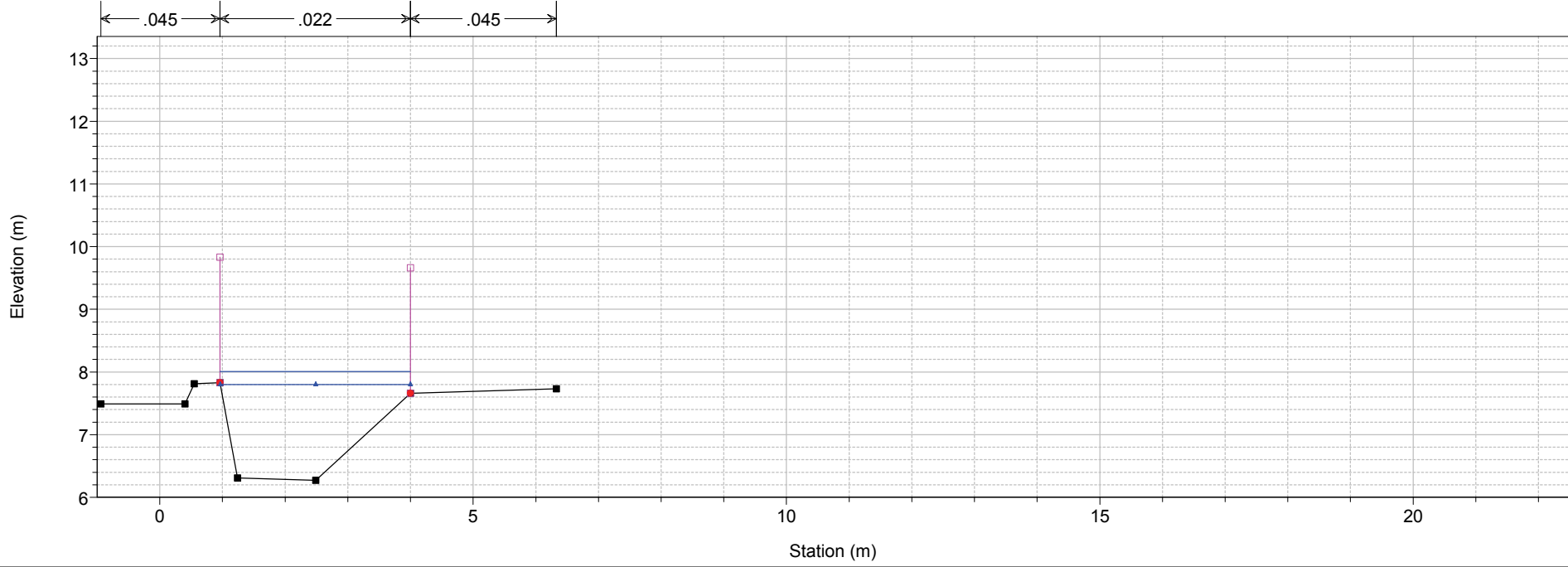


1 cm Horiz. = 2 m 1 cm Vert. = 1.5 m

1) A TR 200 2) A TR 30
 River = mozzinone Reach = mozzicone RS = 597 Sez. 28

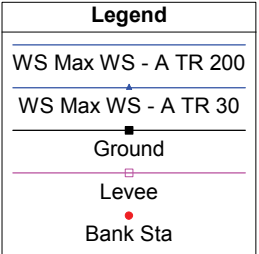
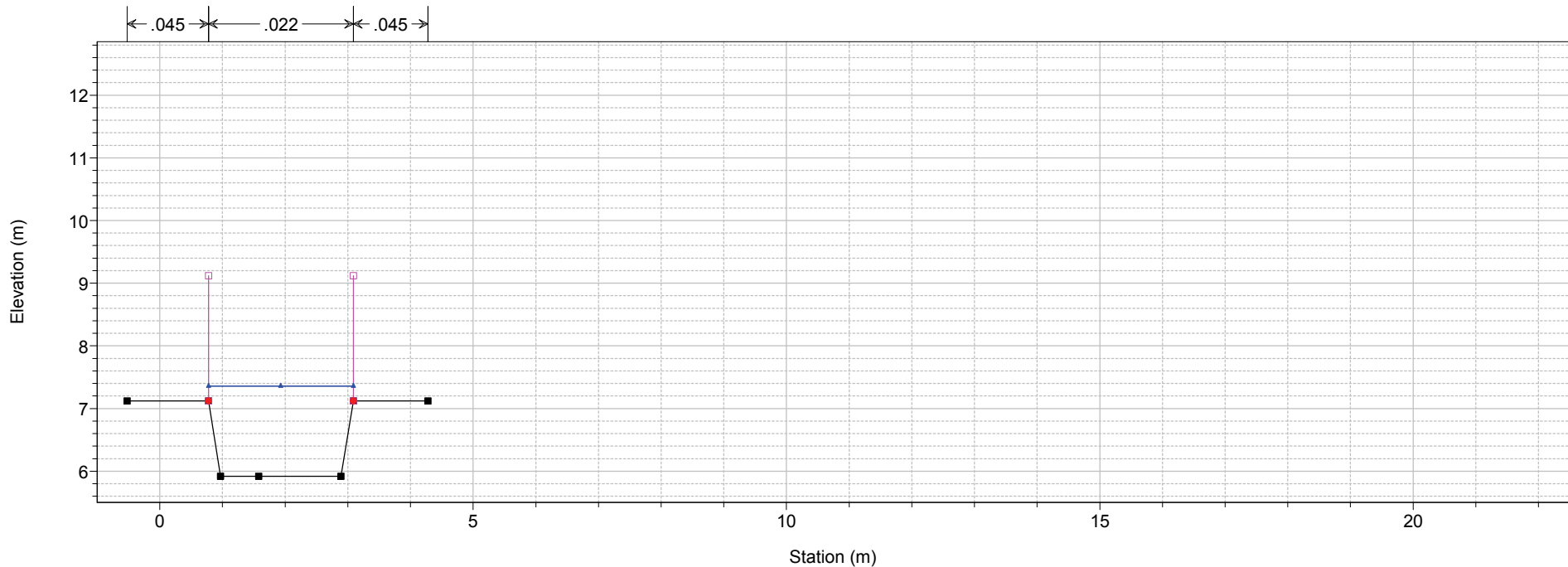


1) A TR 200 2) A TR 30
 River = mozzinone Reach = mozzicone RS = 596.99 Sez. 28

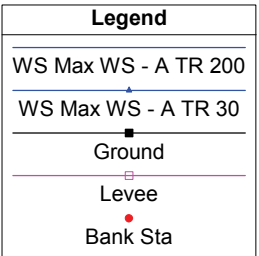
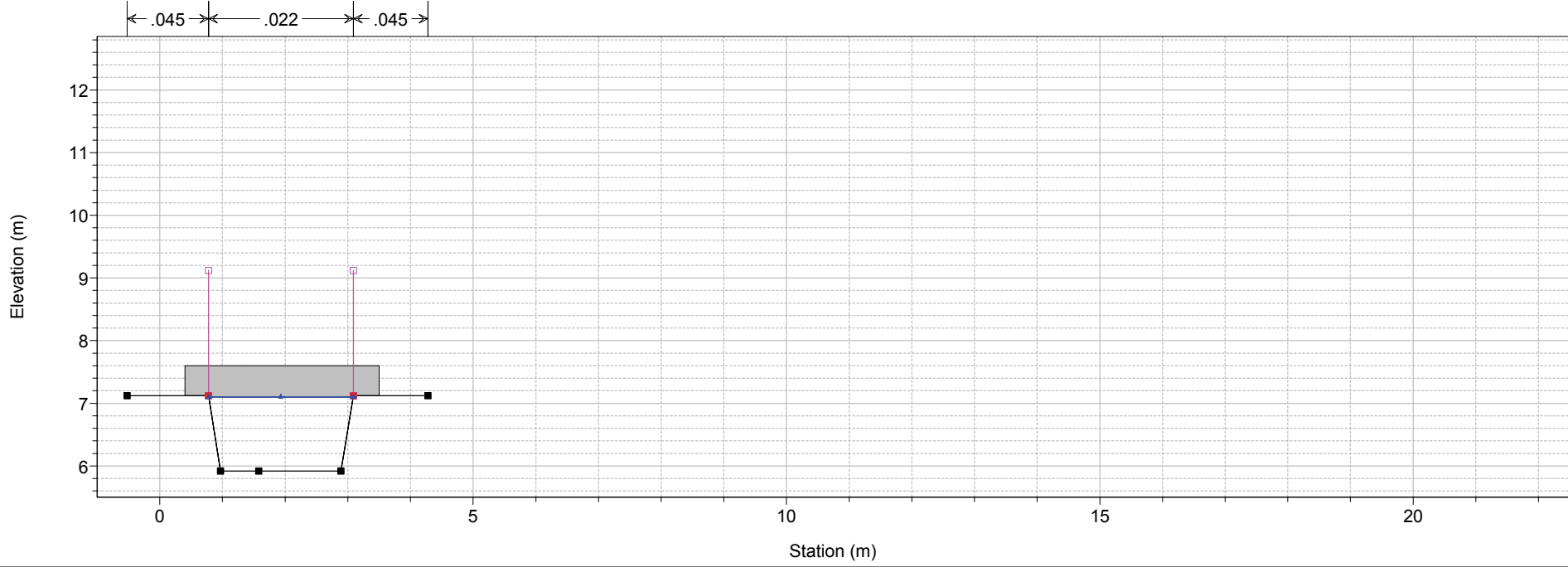


1 cm Horiz. = 1 m 1 cm Vert. = 1 m

1) A TR 200 2) A TR 30
 River = mozzinone Reach = mozzicone RS = 596 Sez. 27

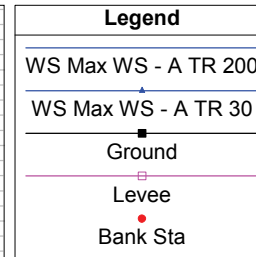
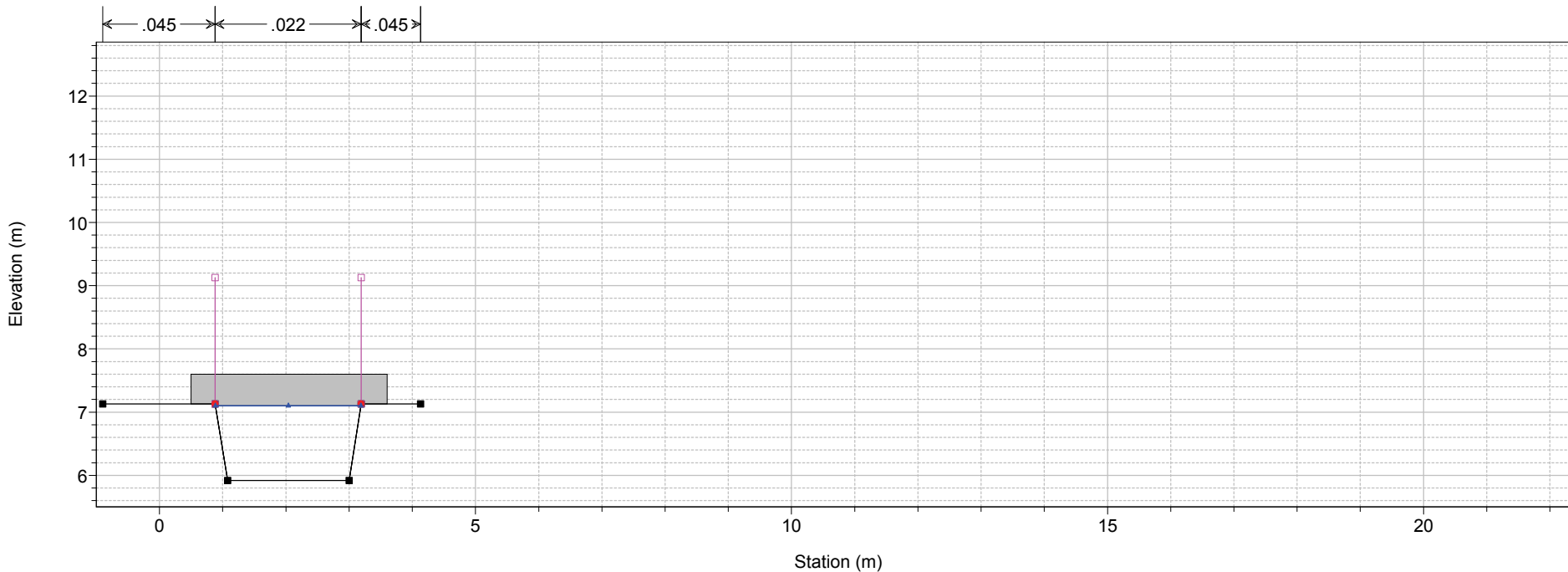


1) A TR 200 2) A TR 30
 River = mozzinone Reach = mozzicone RS = 595.5 BR


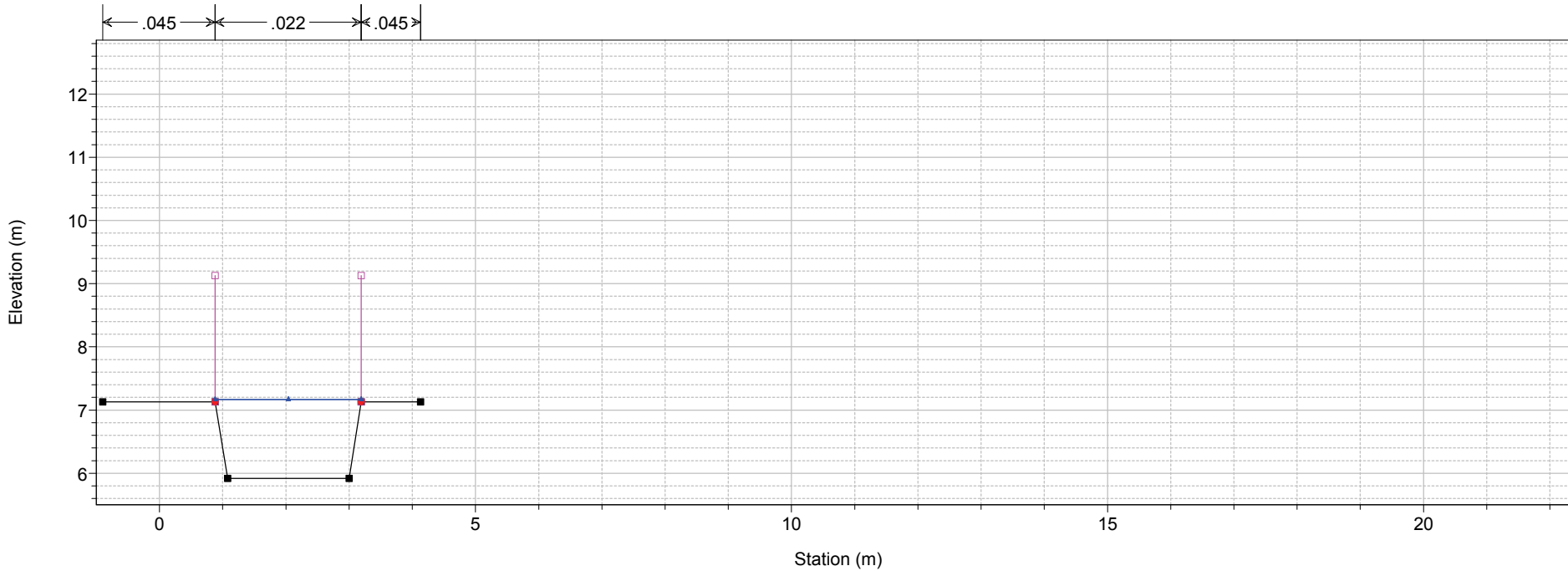


1 cm Horiz. = 1 m 1 cm Vert. = 1 m

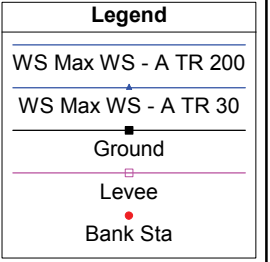
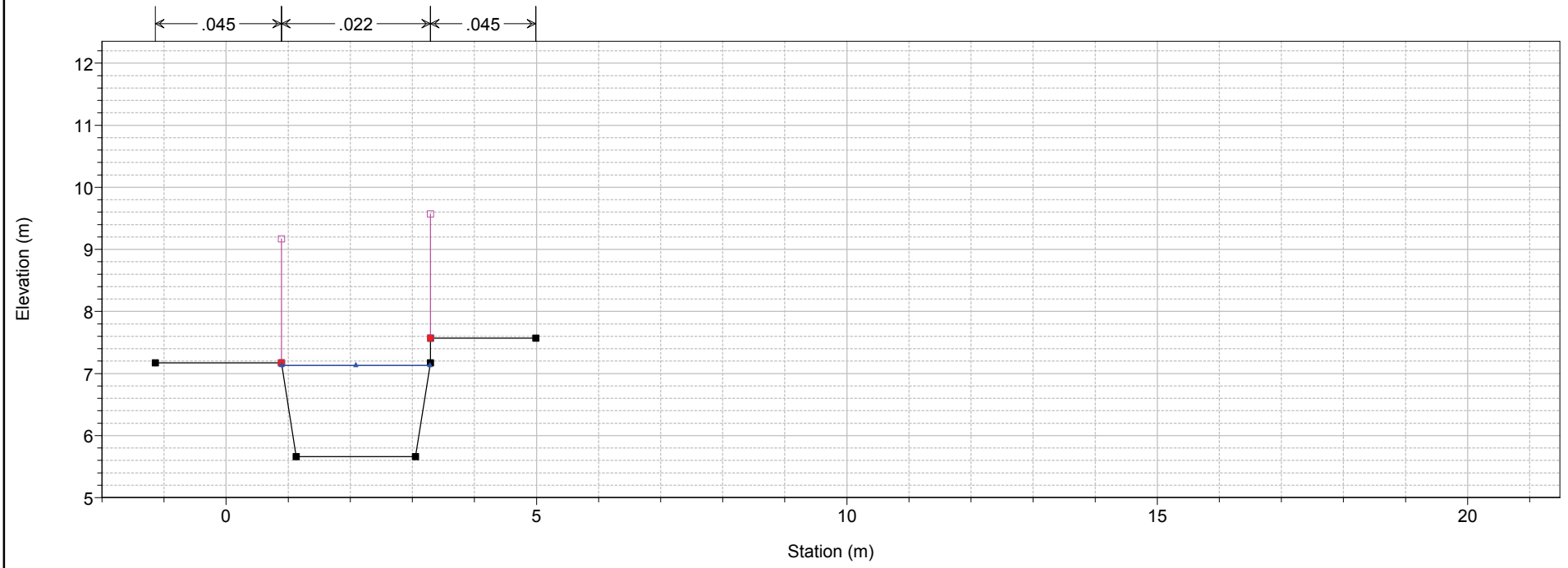
1) A TR 200 2) A TR 30
 River = mozzinone Reach = mozzicone RS = 595.5 BR



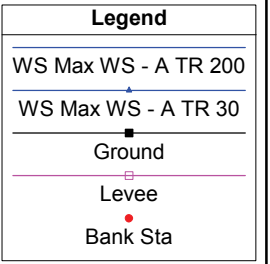
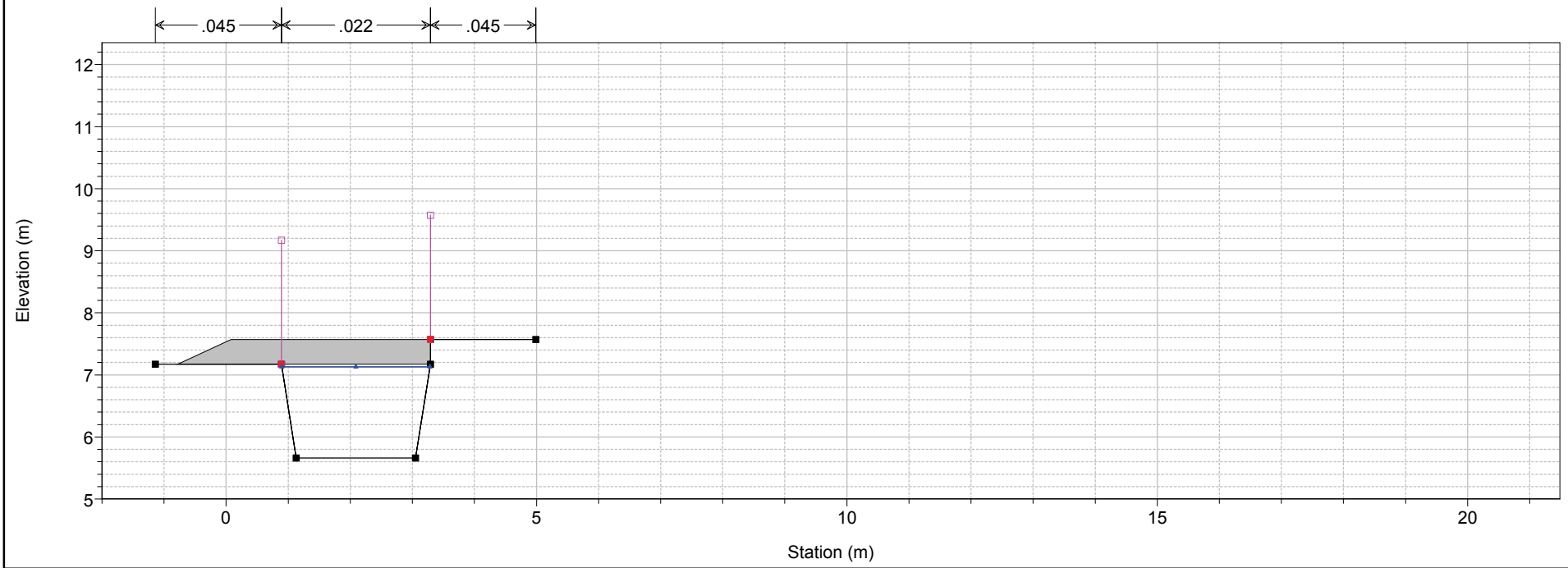
1) A TR 200 2) A TR 30
 River = mozzinone Reach = mozzicone RS = 595 Sez. 26



1) A TR 200 2) A TR 30
 River = mozzinone Reach = mozzicone RS = 594 Sez. 25

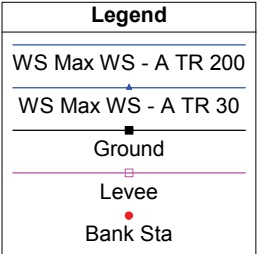
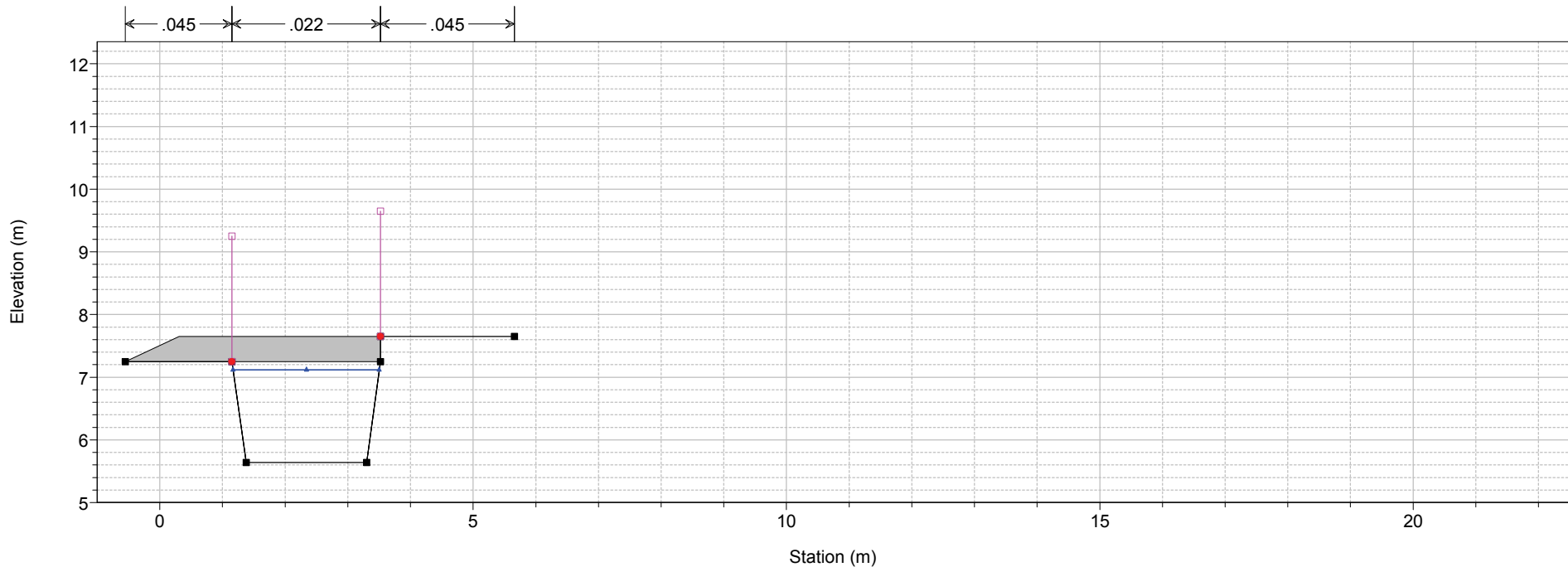


1) A TR 200 2) A TR 30
 River = mozzinone Reach = mozzicone RS = 593.5 BR

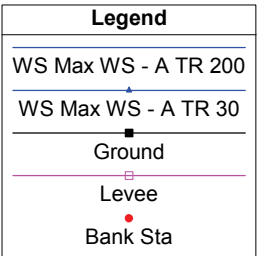
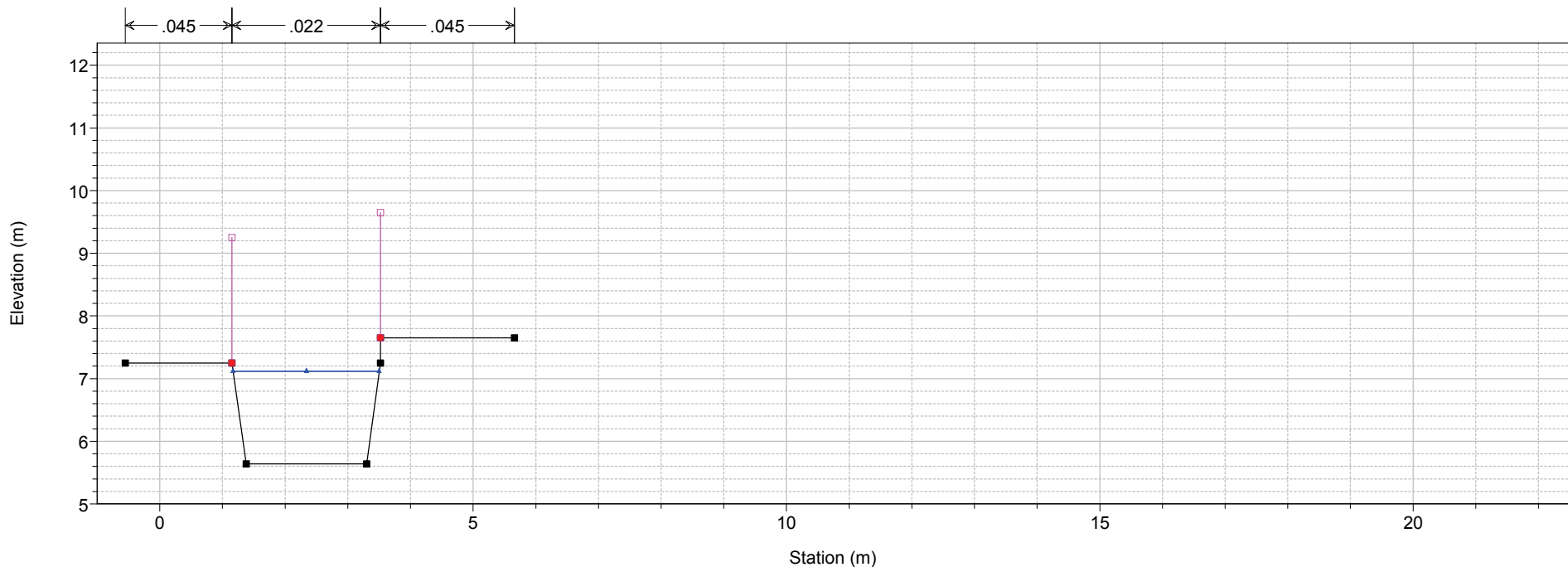


1 cm Horiz. = 1 m 1 cm Vert. = 1 m

1) A TR 200 2) A TR 30
 River = mozzinone Reach = mozzicone RS = 593.5 BR

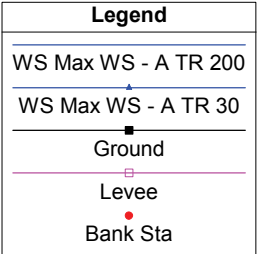
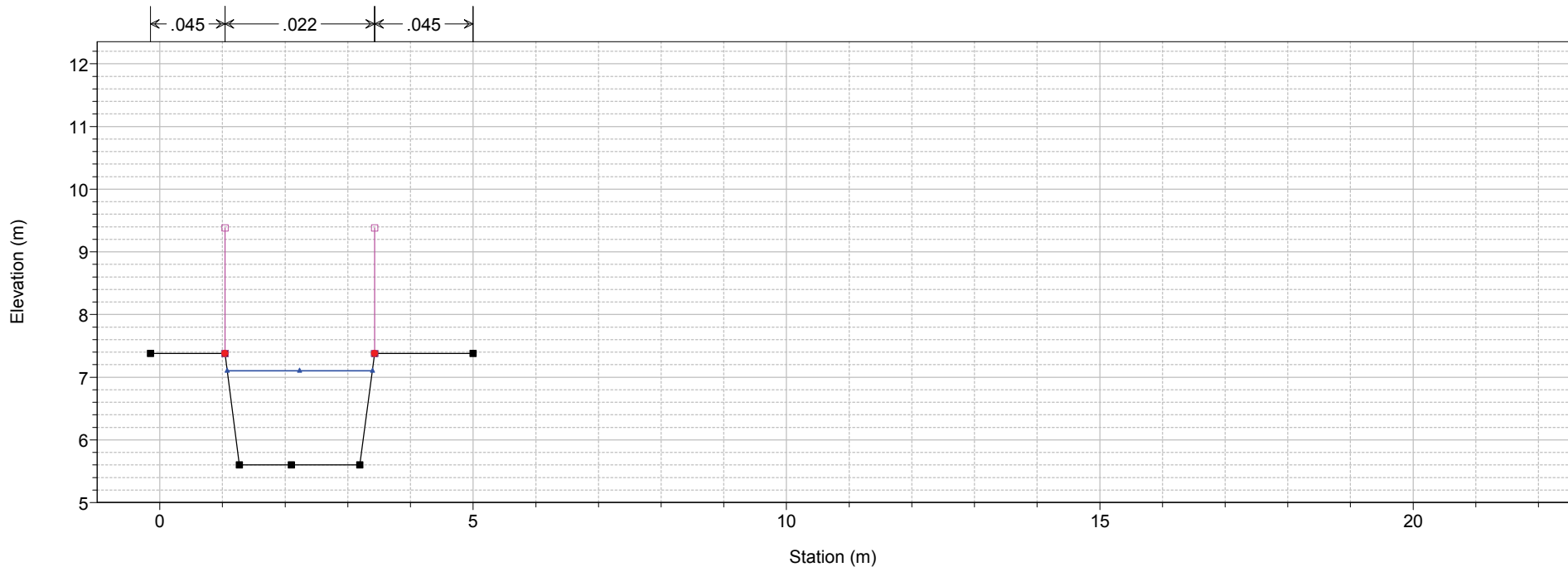


1) A TR 200 2) A TR 30
 River = mozzinone Reach = mozzicone RS = 593 Sez. 24

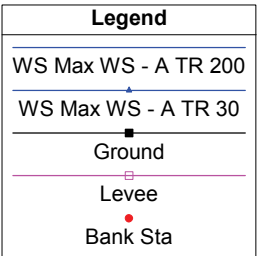
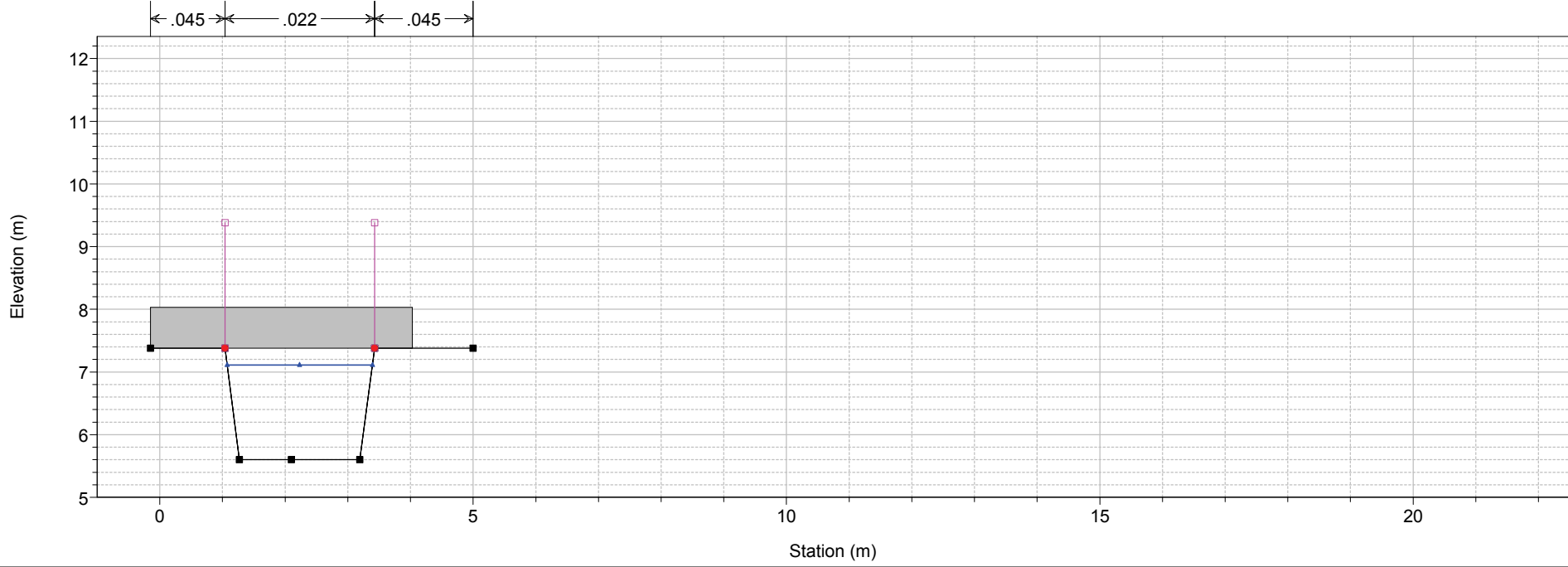


1 cm Horiz. = 1 m 1 cm Vert. = 1 m

1) A TR 200 2) A TR 30
 River = mozzinone Reach = mozzicone RS = 592 Sez. 23



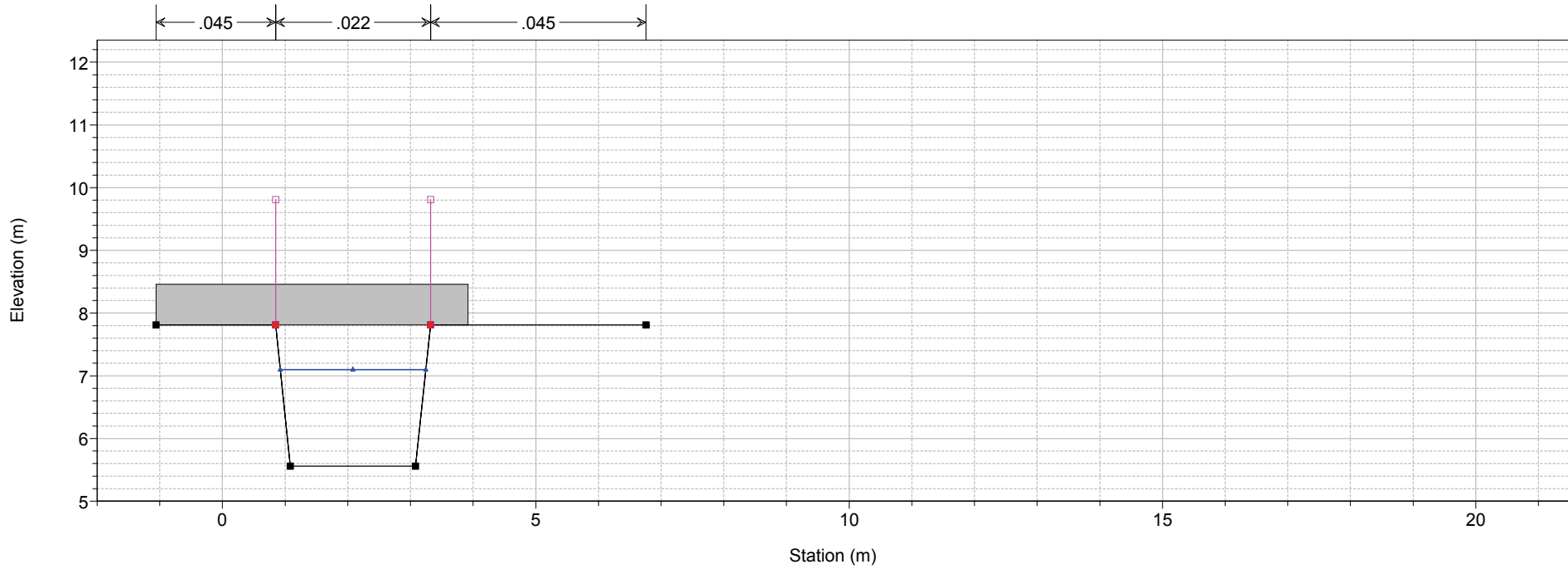
1) A TR 200 2) A TR 30
 River = mozzinone Reach = mozzicone RS = 591.5 BR



1 cm Horiz. = 1 m 1 cm Vert. = 1 m

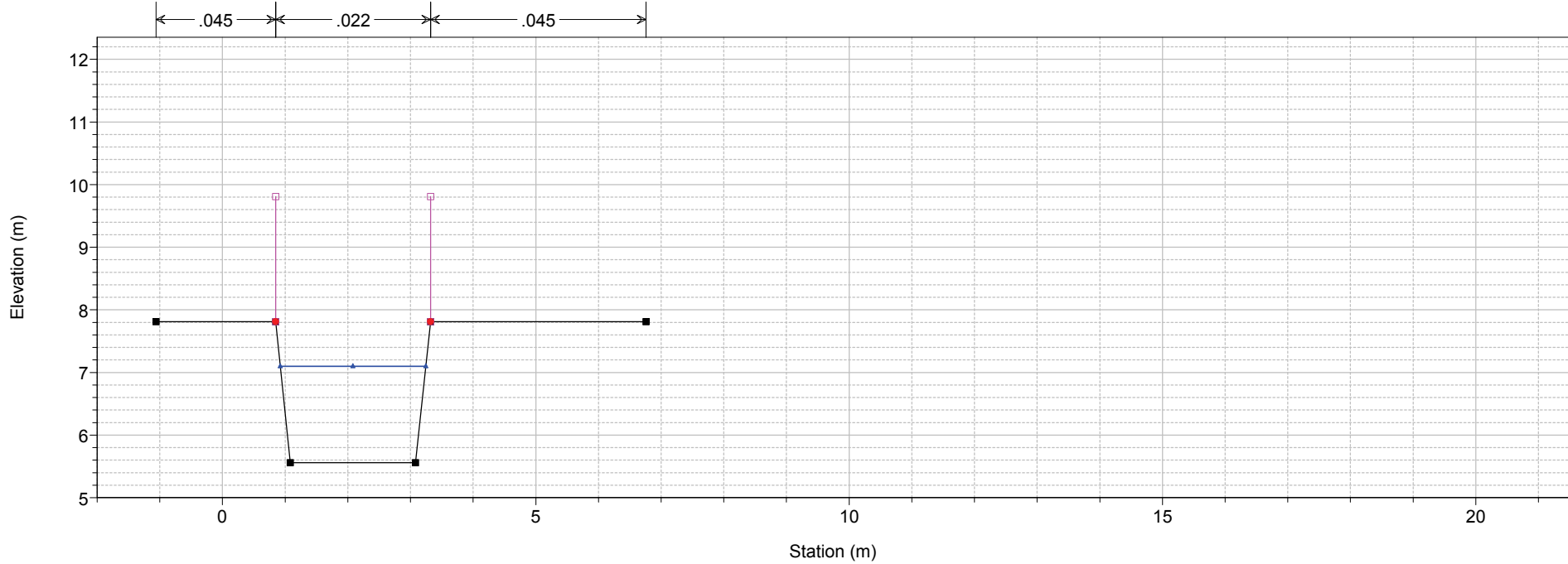
1) A TR 200 2) A TR 30

River = mozzinone Reach = mozzicone RS = 591.5 BR

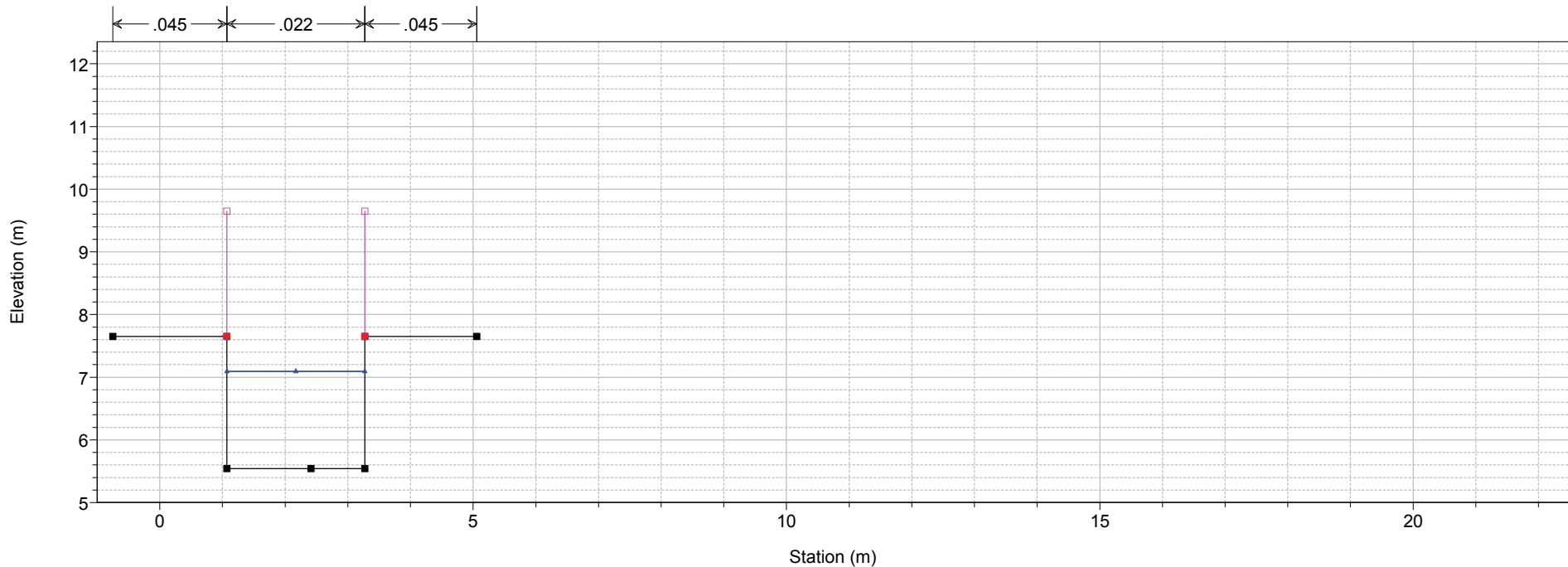


1) A TR 200 2) A TR 30

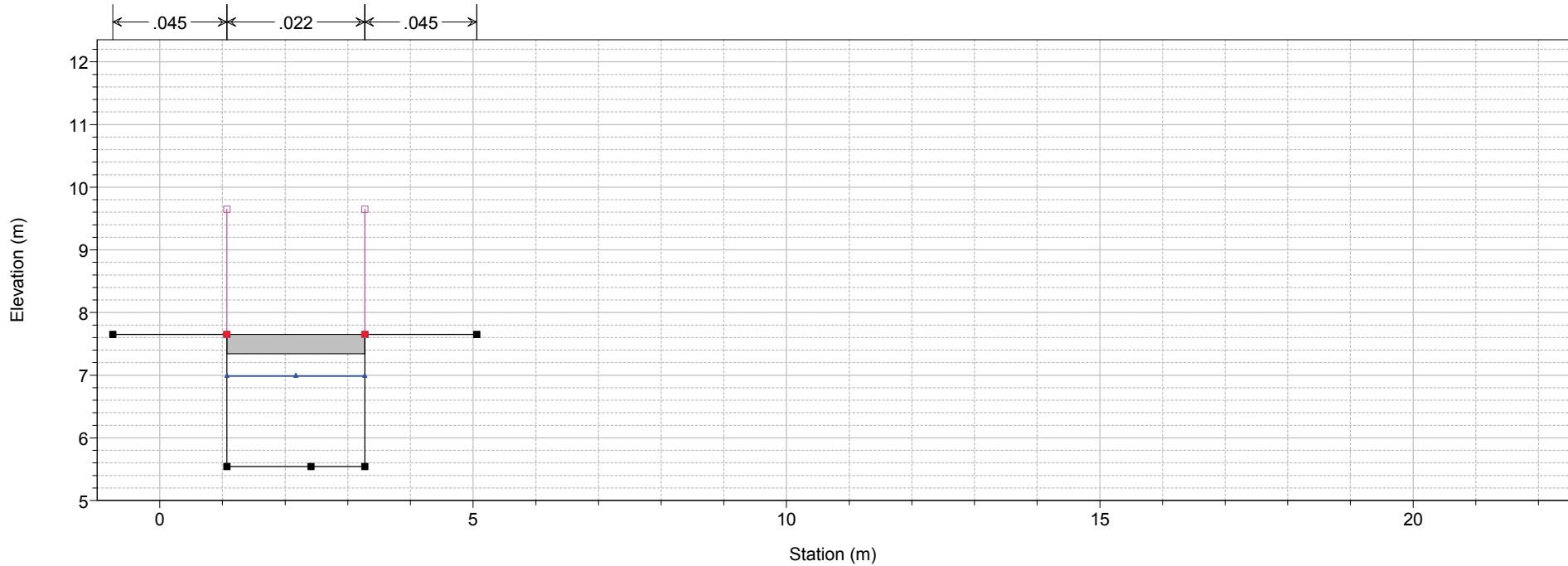
River = mozzinone Reach = mozzicone RS = 591 Sez. 22



1) A TR 200 2) A TR 30
 River = mozzinone Reach = mozzicone RS = 590 Sez. 21

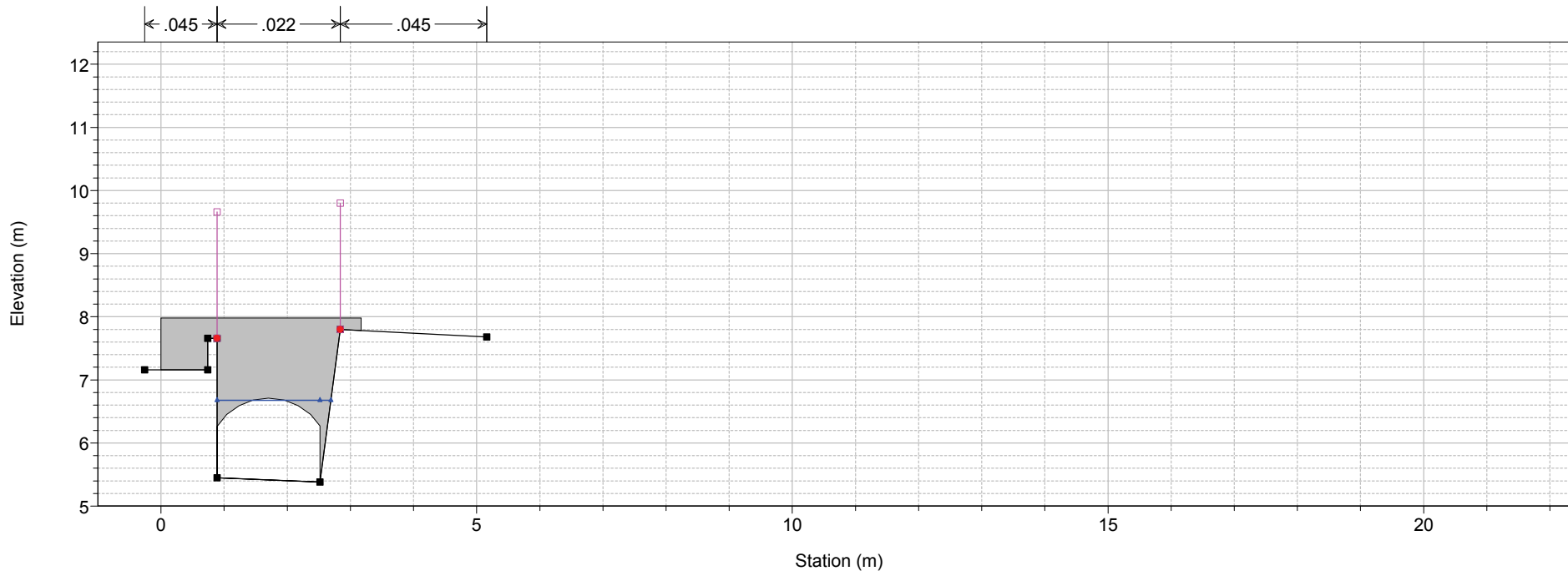


1) A TR 200 2) A TR 30
 River = mozzinone Reach = mozzicone RS = 589.5 BR

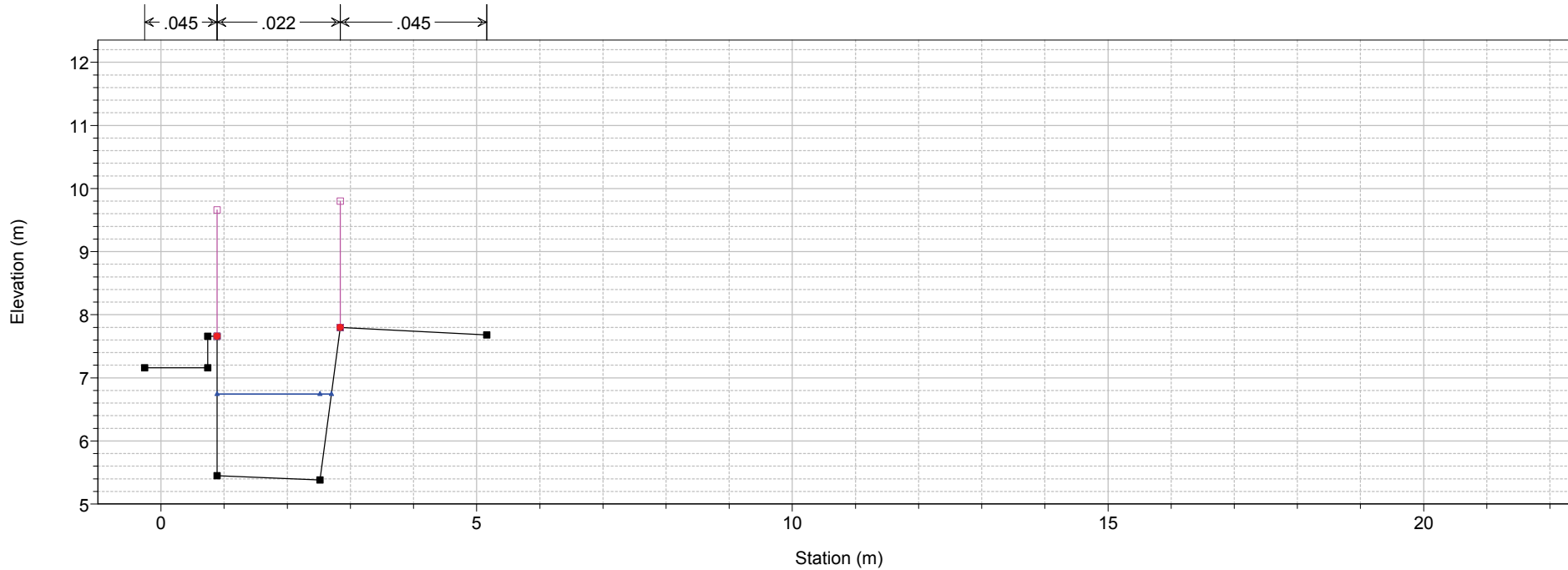


1 cm Horiz. = 1 m 1 cm Vert. = 1 m

1) A TR 200 2) A TR 30
 River = mozzinone Reach = mozzicone RS = 589.5 BR

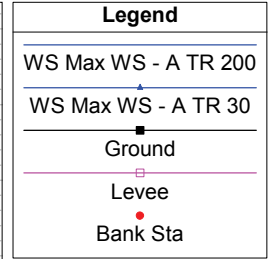
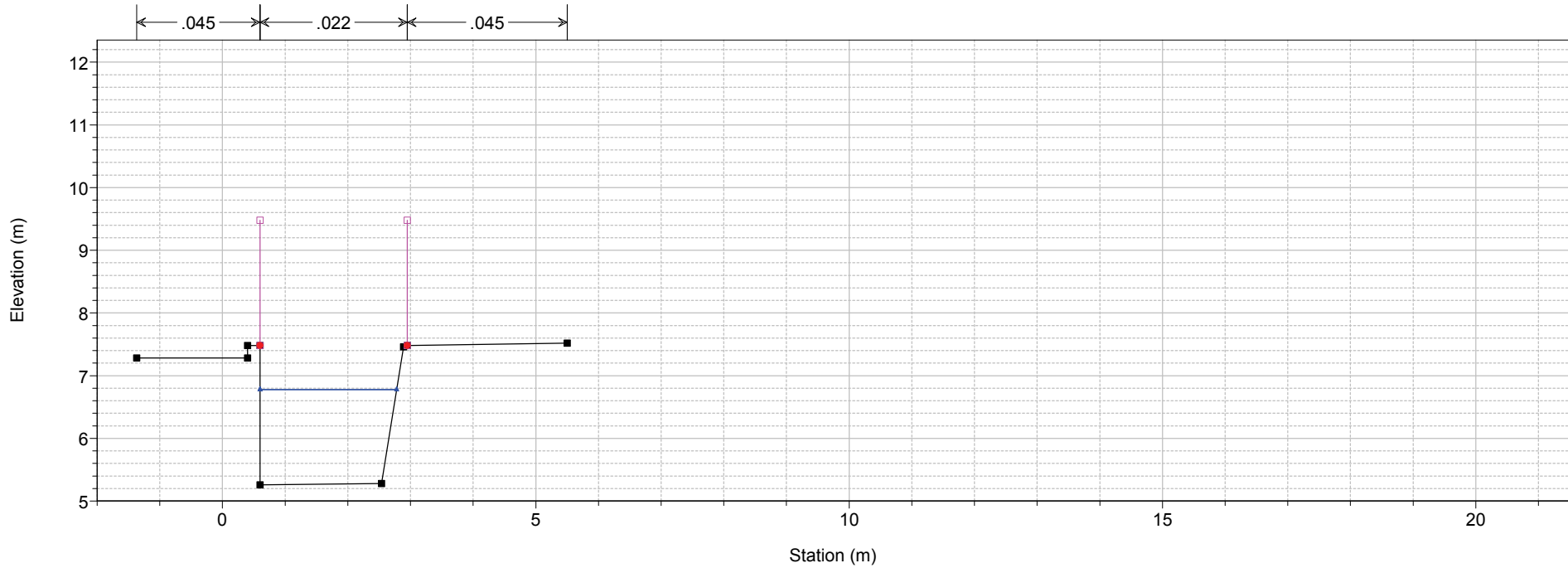


1) A TR 200 2) A TR 30
 River = mozzinone Reach = mozzicone RS = 589 Sez. 20

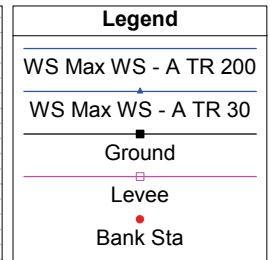
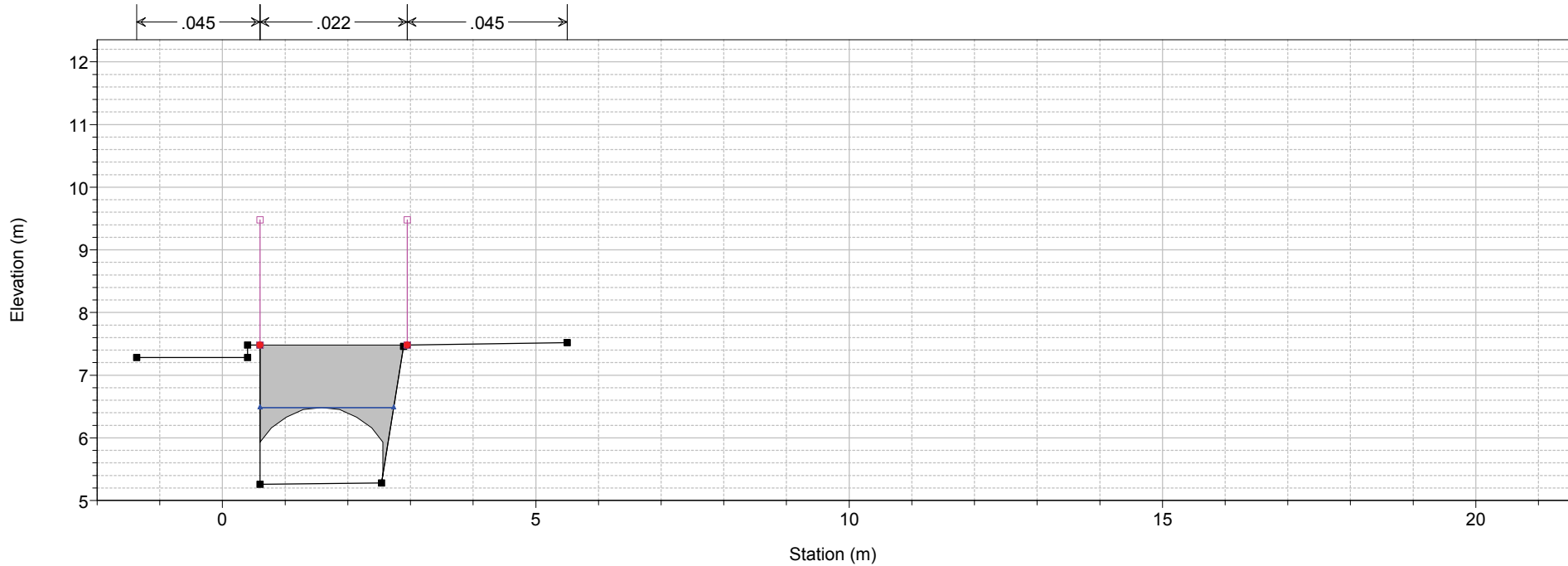


1 cm Horiz. = 1 m 1 cm Vert. = 1 m

1) A TR 200 2) A TR 30
 River = mozzinone Reach = mozzicone RS = 588 Sez.19

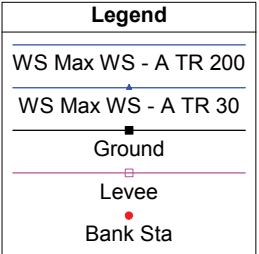
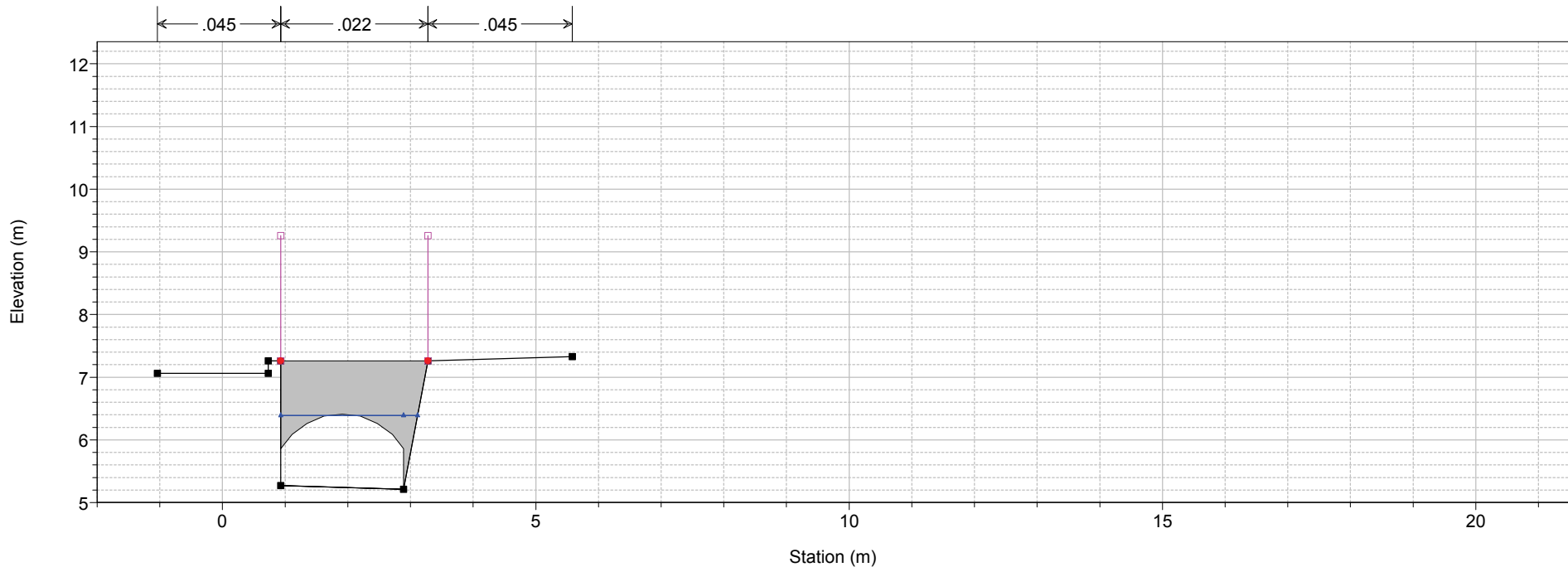


1) A TR 200 2) A TR 30
 River = mozzinone Reach = mozzicone RS = 587.5 BR

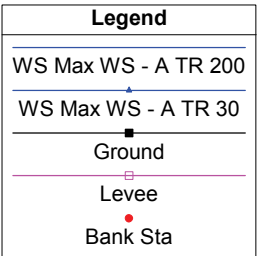
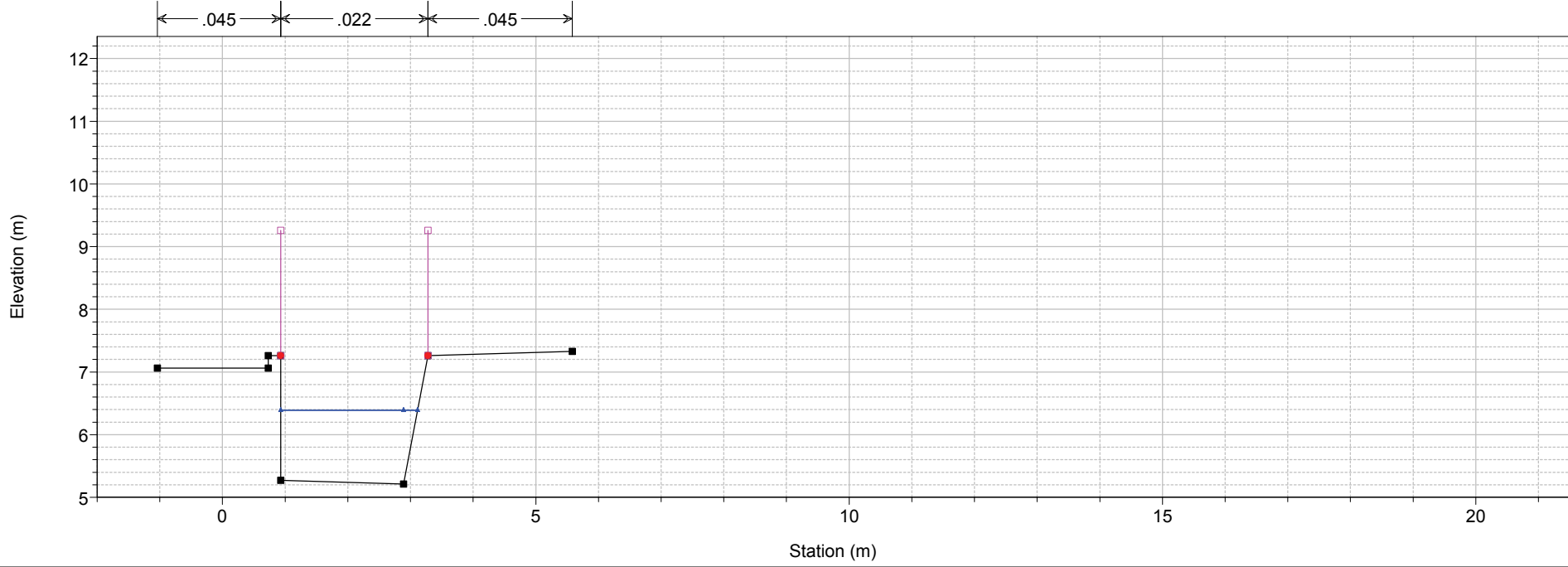


1 cm Horiz. = 1 m 1 cm Vert. = 1 m

1) A TR 200 2) A TR 30
 River = mozzinone Reach = mozzicone RS = 587.5 BR

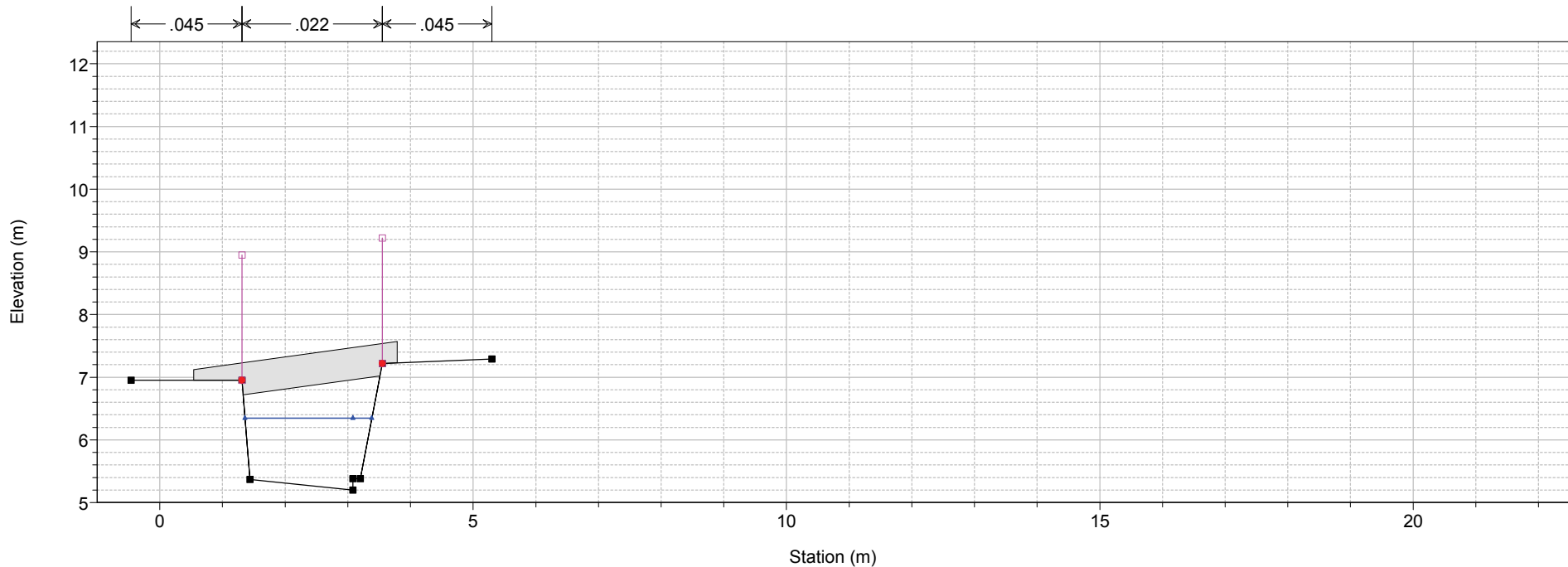


1) A TR 200 2) A TR 30
 River = mozzinone Reach = mozzicone RS = 587 Sez. 18



1 cm Horiz. = 1 m 1 cm Vert. = 1 m

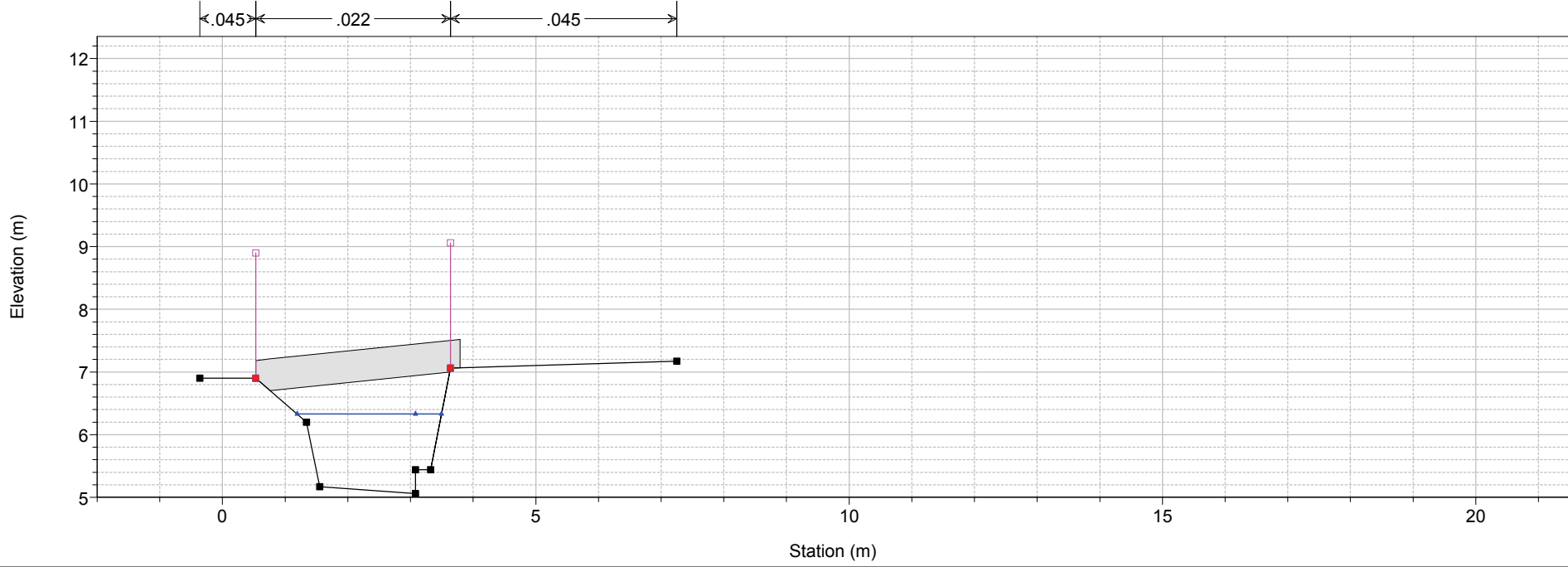
1) A TR 200 2) A TR 30
 River = mozzinone Reach = mozzicone RS = 586 Sez. 17



Legend

- WS Max WS - A TR 200
- WS Max WS - A TR 30
- Ground
- Levee
- Bank Sta

1) A TR 200 2) A TR 30
 River = mozzinone Reach = mozzicone RS = 585 Sez. 16



Legend

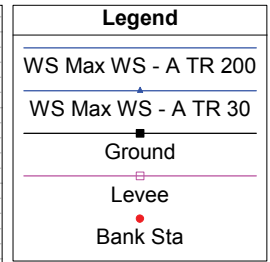
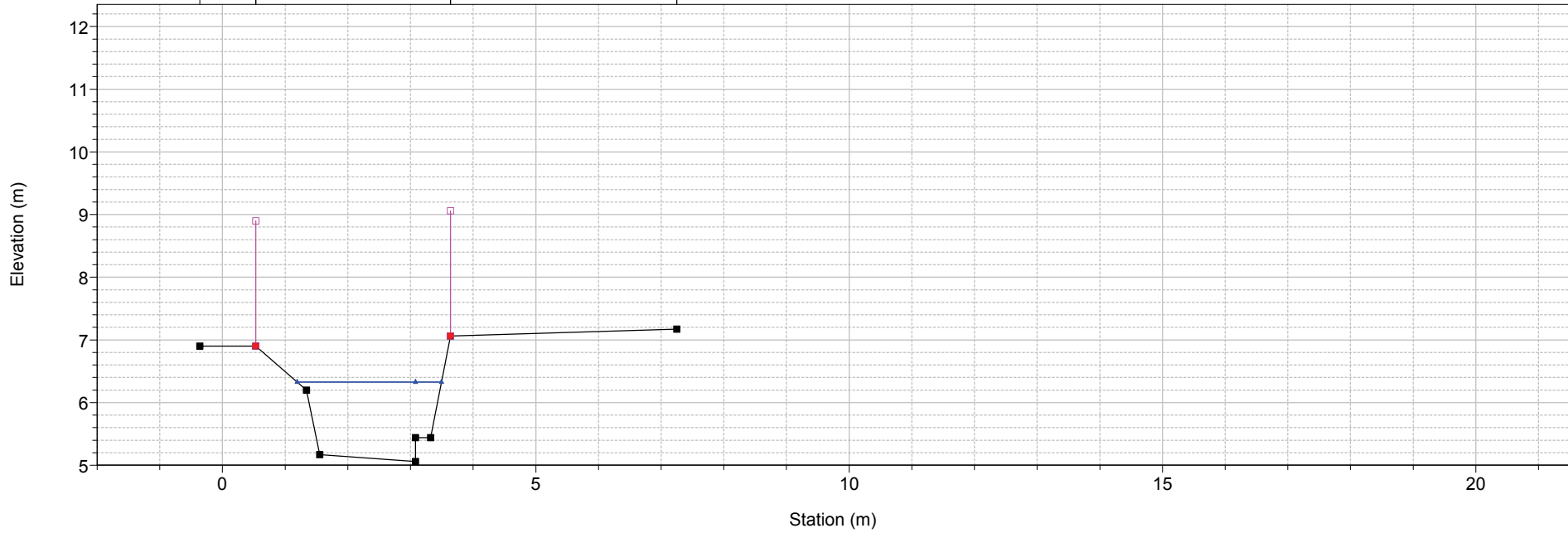
- WS Max WS - A TR 200
- WS Max WS - A TR 30
- Ground
- Levee
- Bank Sta

1 cm Horiz. = 1 m 1 cm Vert. = 1 m

1) A TR 200 2) A TR 30

River = mozzicone Reach = mozzicone RS = 584.99 Sez. 16

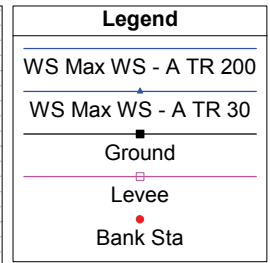
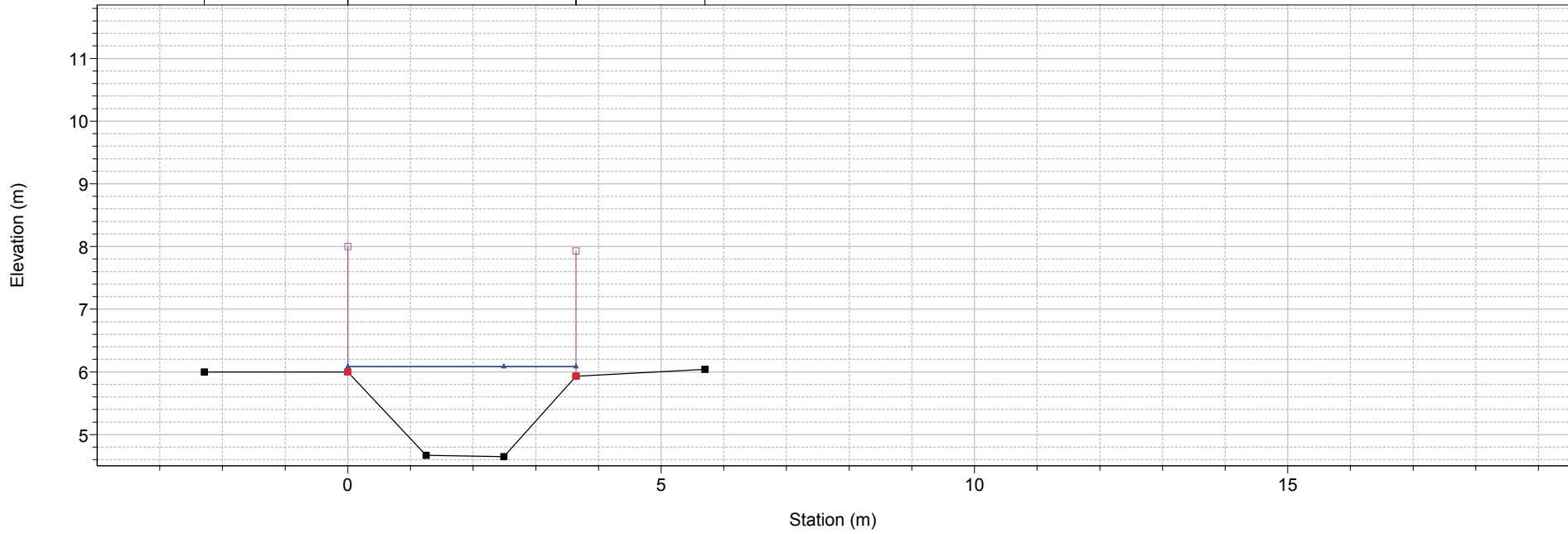
←.045→ .022 ←.045→



1) A TR 200 2) A TR 30

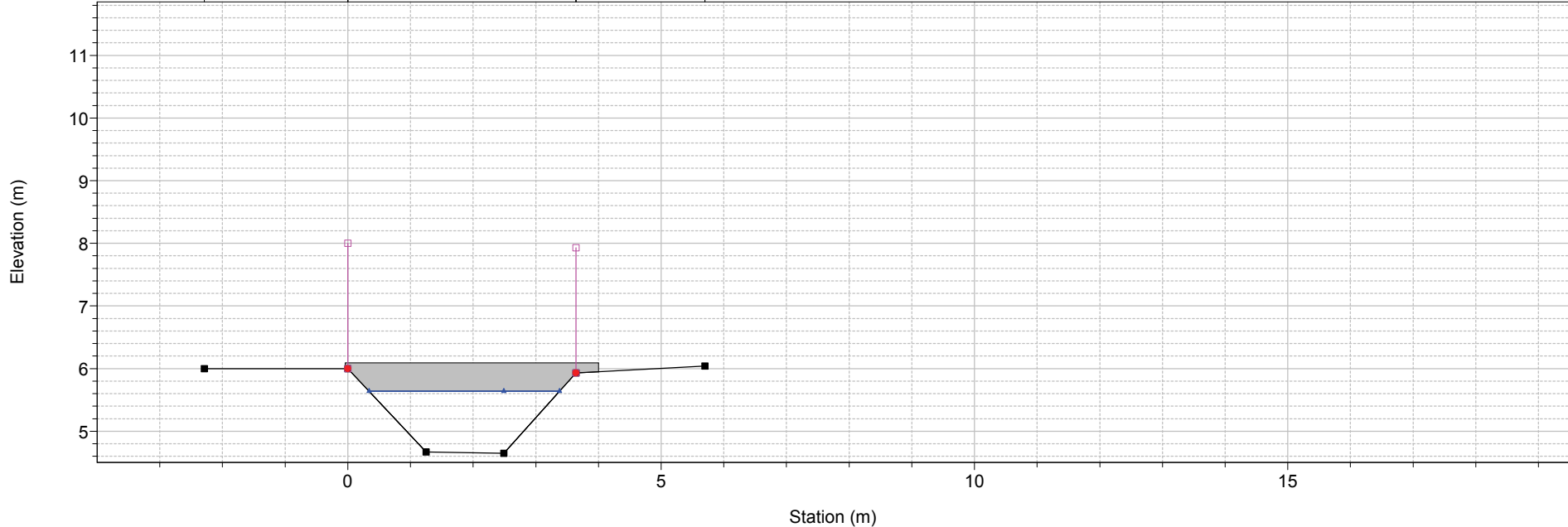
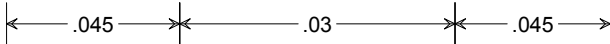
River = mozzicone Reach = mozzicone RS = 584 Sez. 15

←.045→ .03 ←.045→



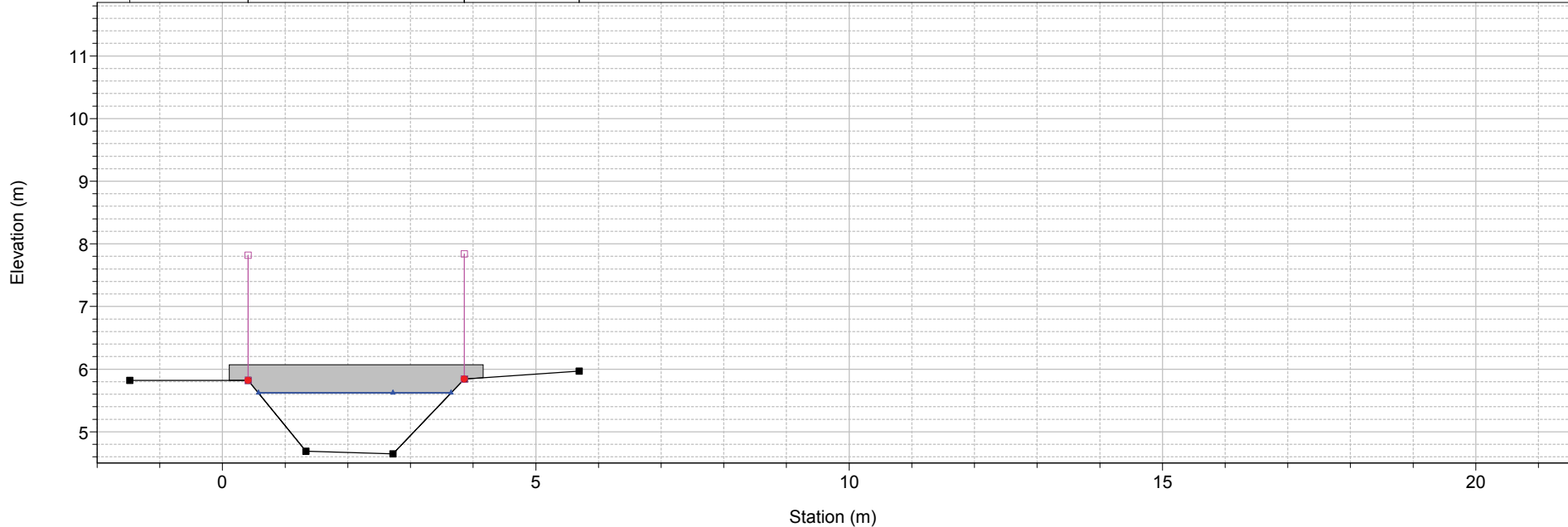
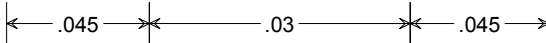
1) A TR 200 2) A TR 30

River = mozzinone Reach = mozzicone RS = 583.5 BR

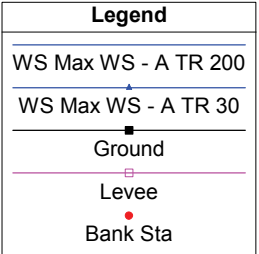
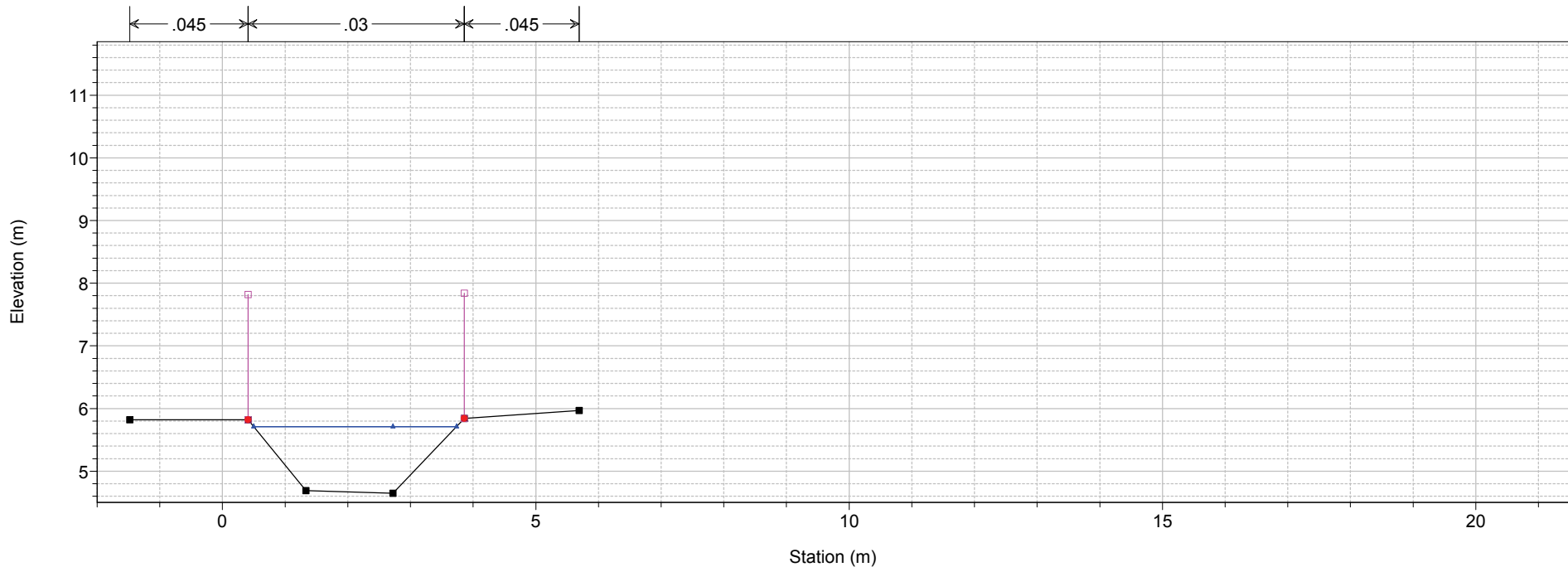


1) A TR 200 2) A TR 30

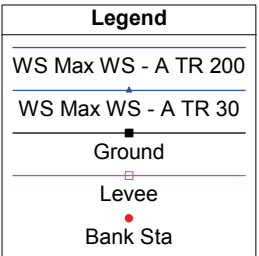
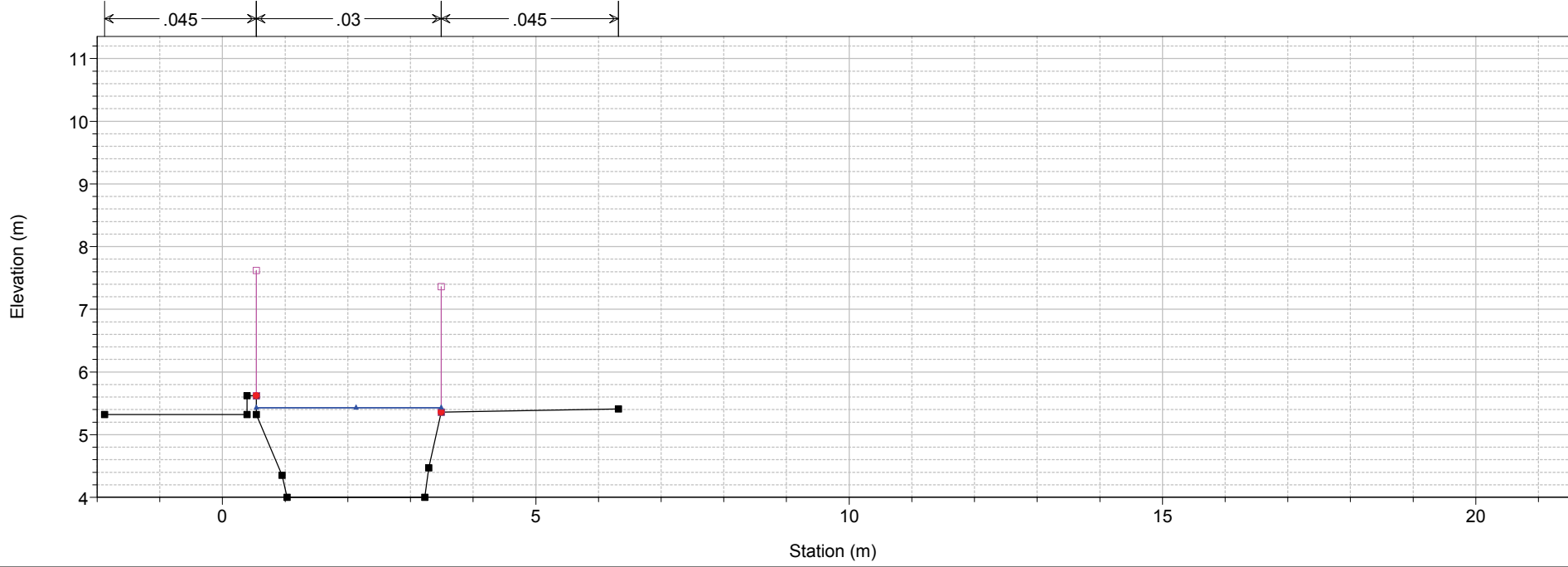
River = mozzinone Reach = mozzicone RS = 583.5 BR



1) A TR 200 2) A TR 30
 River = mozzinone Reach = mozzicone RS = 583 Sez. 14



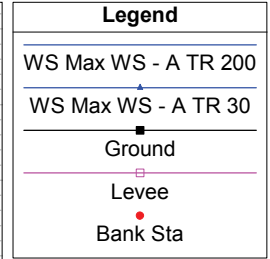
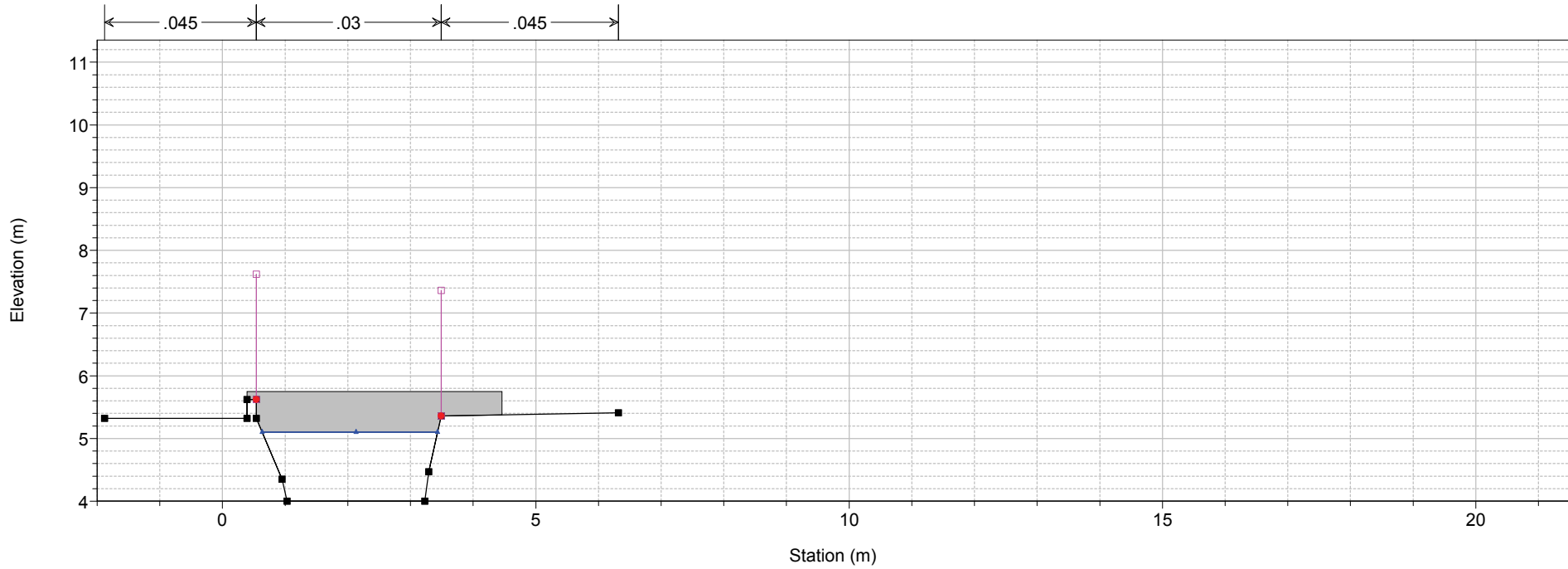
1) A TR 200 2) A TR 30
 River = mozzinone Reach = mozzicone RS = 582 Sez. 13



1 cm Horiz. = 1 m 1 cm Vert. = 1 m

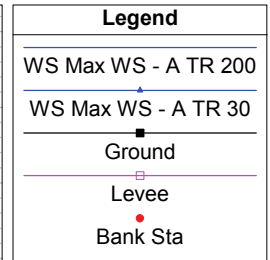
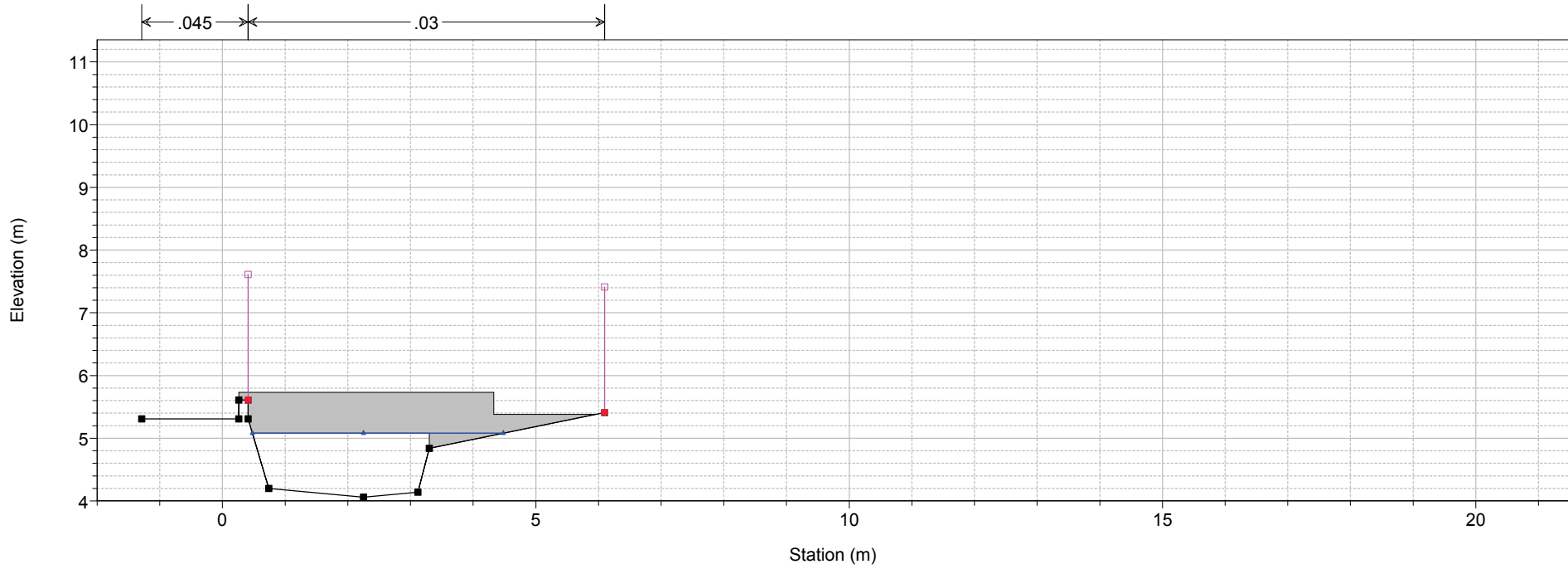
1) A TR 200 2) A TR 30

River = mozzinone Reach = mozzicone RS = 581.5 BR



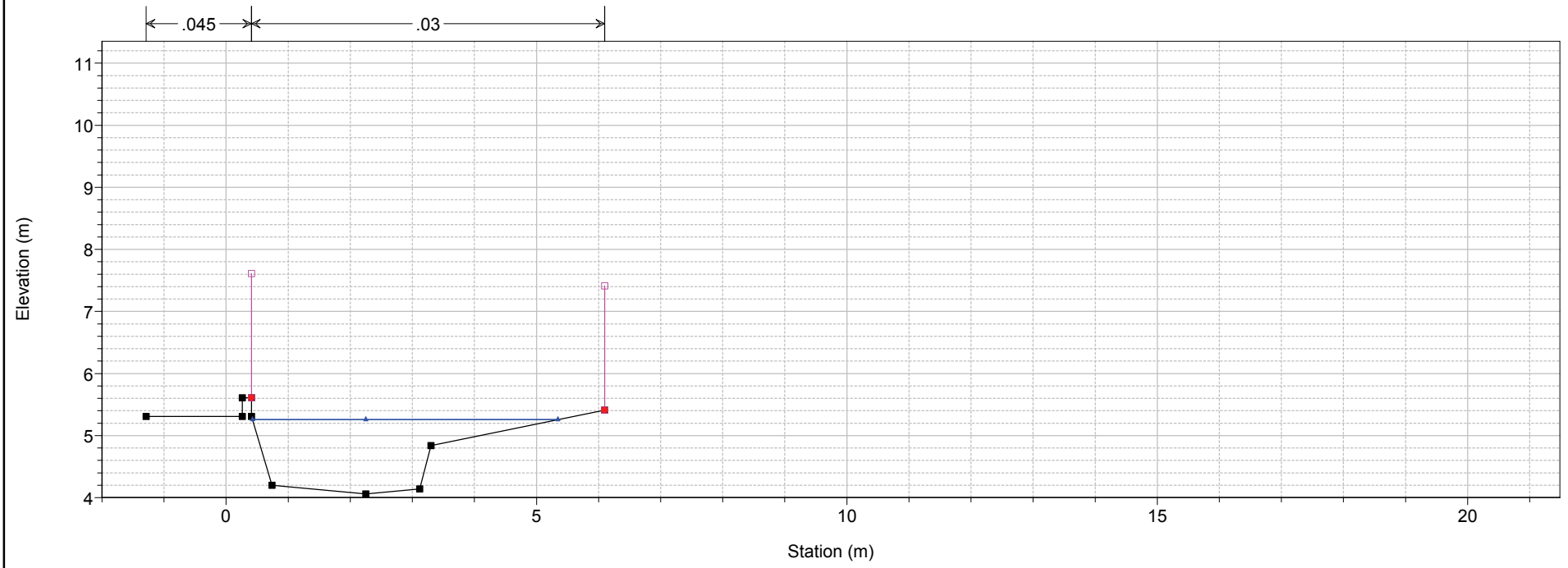
1) A TR 200 2) A TR 30

River = mozzinone Reach = mozzicone RS = 581.5 BR

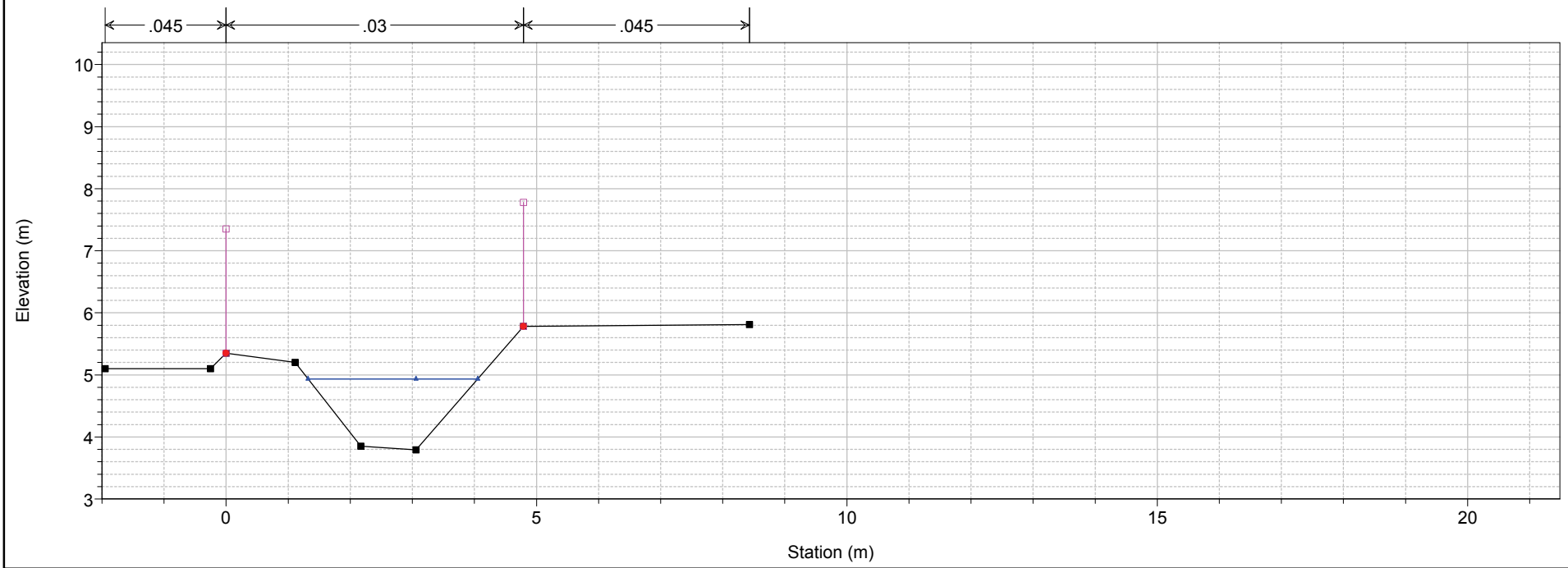


1 cm Horiz. = 1 m 1 cm Vert. = 1 m

1) A TR 200 2) A TR 30
 River = mozzinone Reach = mozzicone RS = 581 Sez. 12



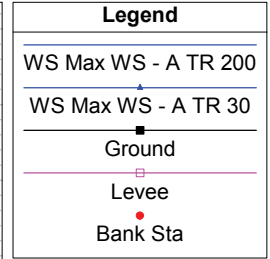
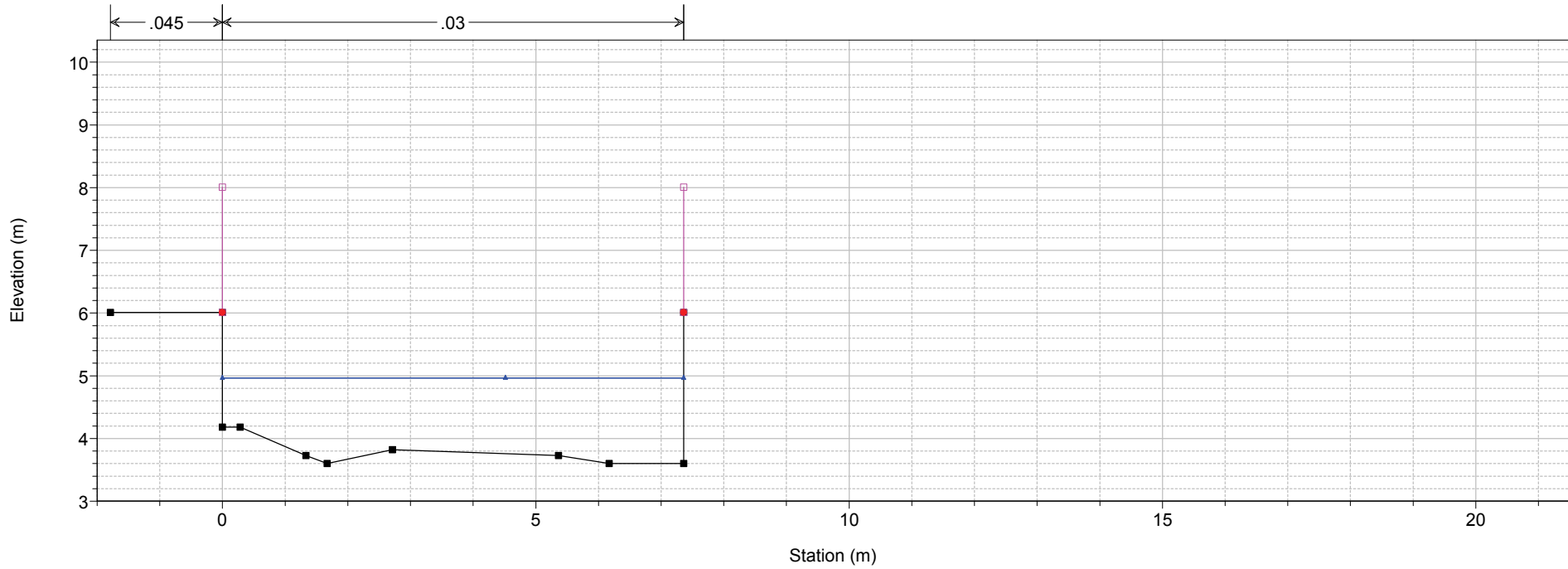
1) A TR 200 2) A TR 30
 River = mozzinone Reach = mozzicone RS = 580 Sez. 11bis



1 cm Horiz. = 1 m 1 cm Vert. = 1 m

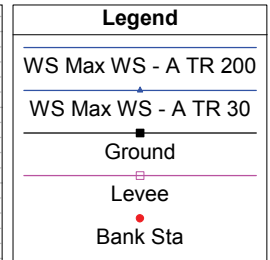
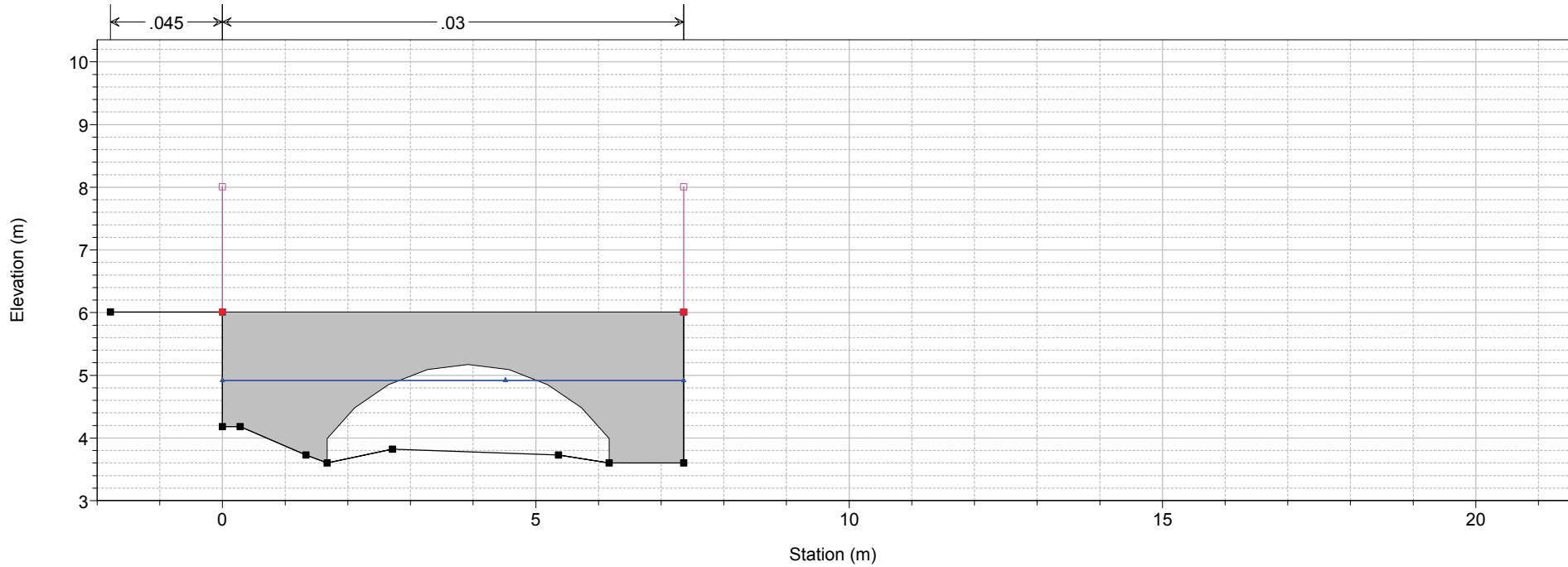
1) A TR 200 2) A TR 30

River = mozzinone Reach = mozzicone RS = 579 Sez. 11



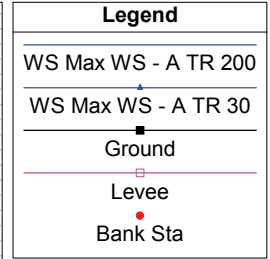
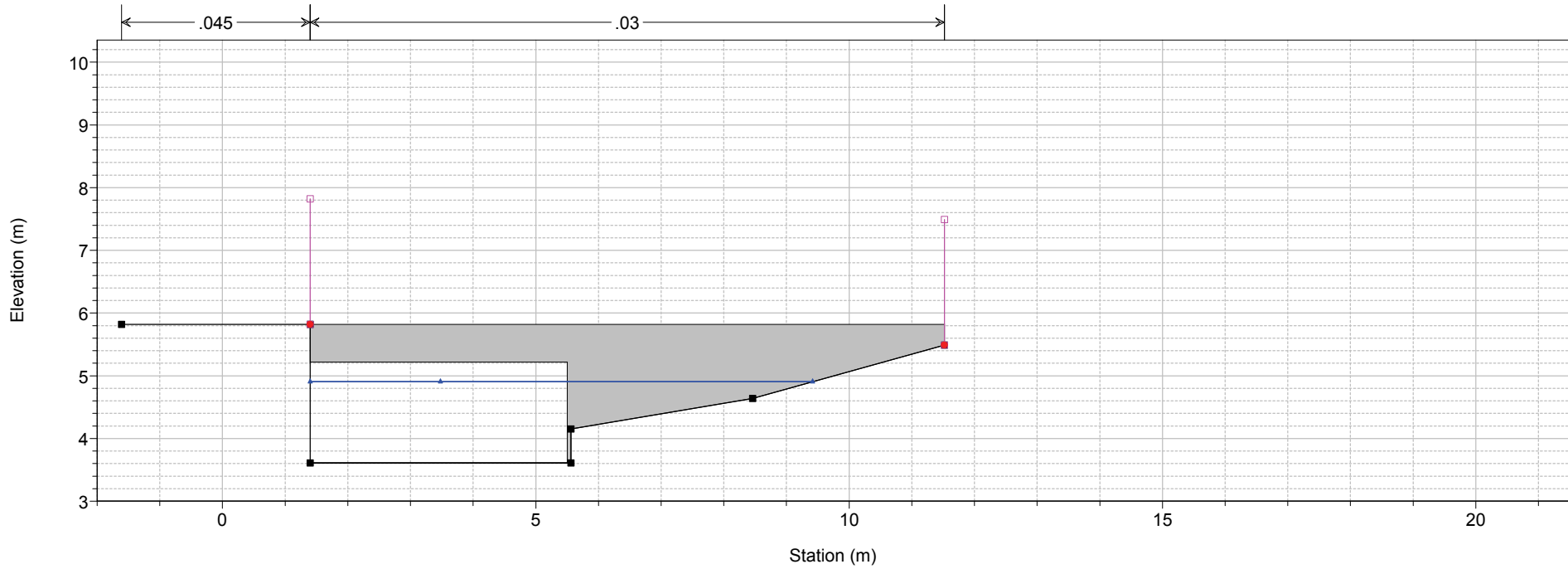
1) A TR 200 2) A TR 30

River = mozzinone Reach = mozzicone RS = 578.5 BR



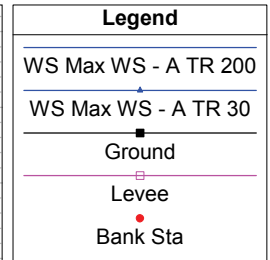
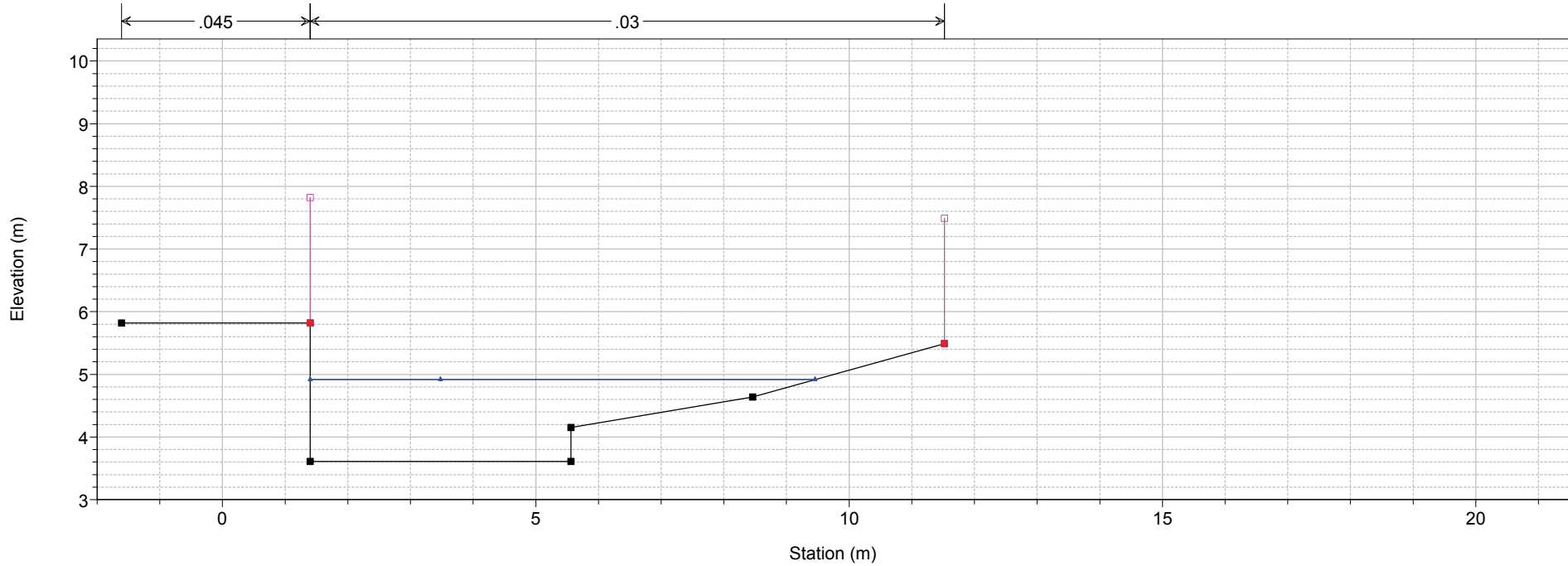
1) A TR 200 2) A TR 30

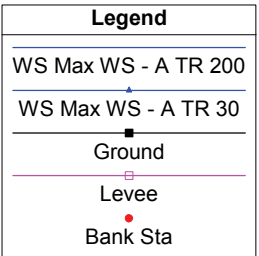
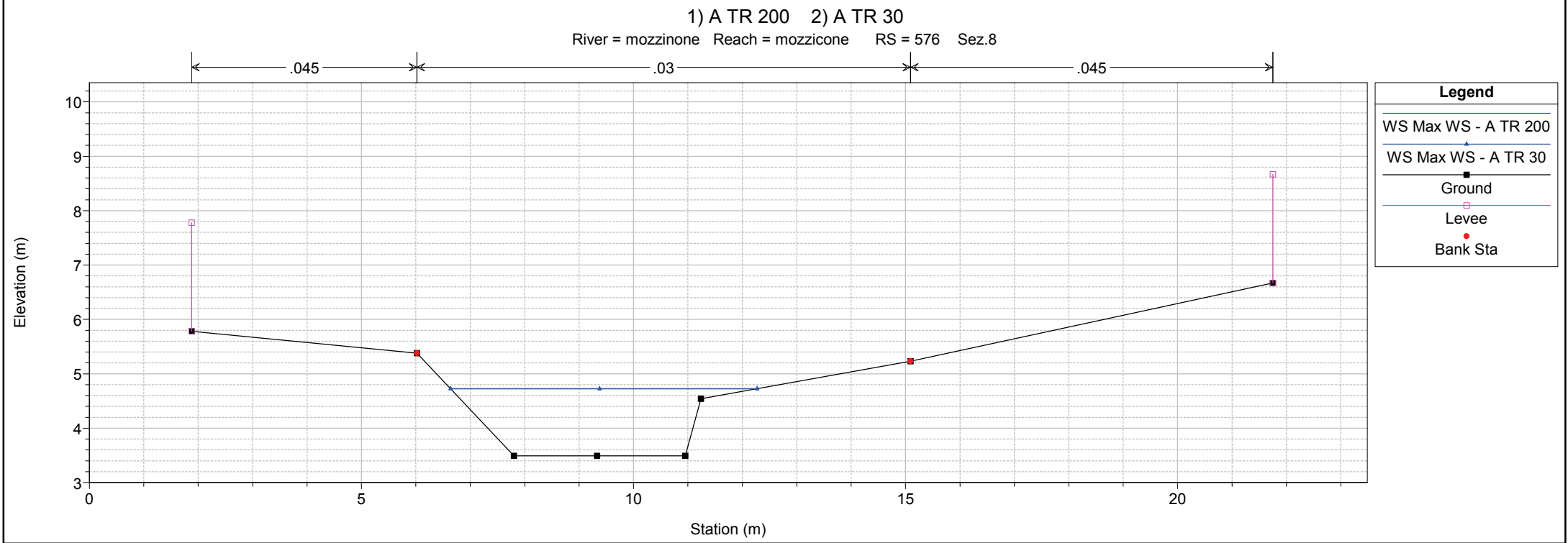
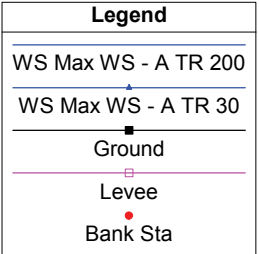
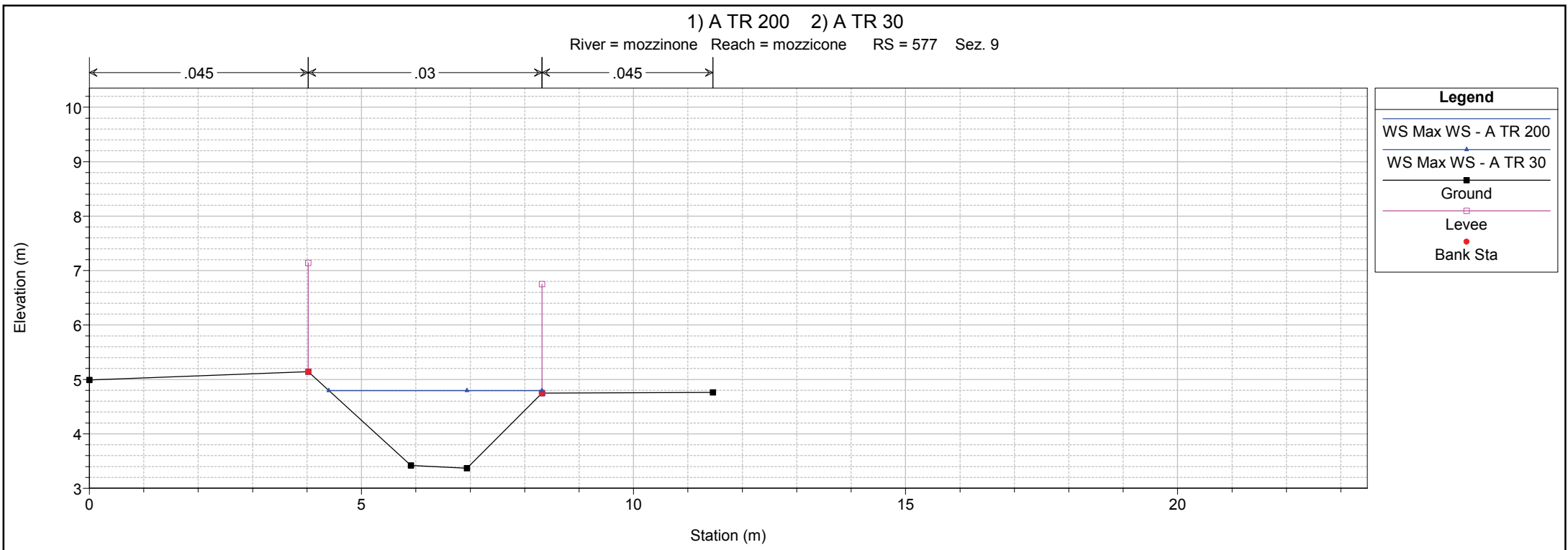
River = mozzinone Reach = mozzicone RS = 578.5 BR



1) A TR 200 2) A TR 30

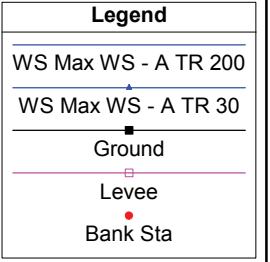
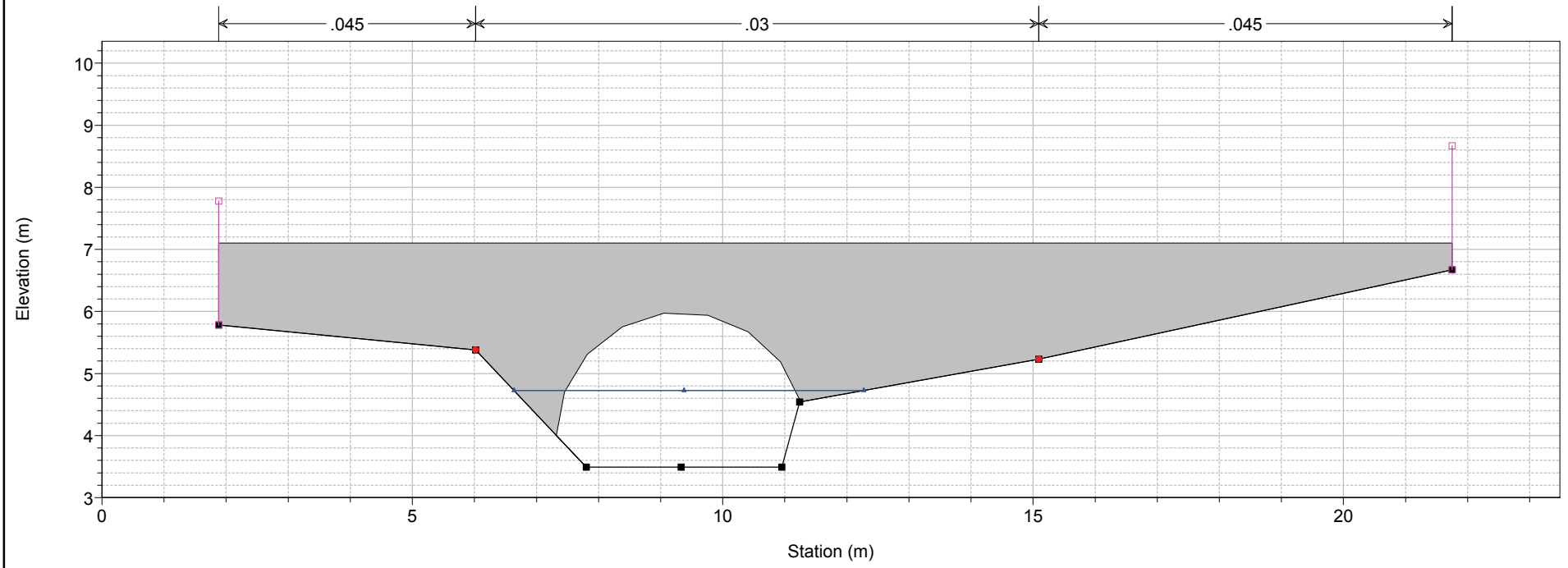
River = mozzinone Reach = mozzicone RS = 578 Sez. 10



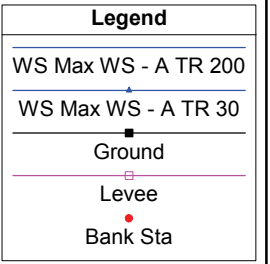
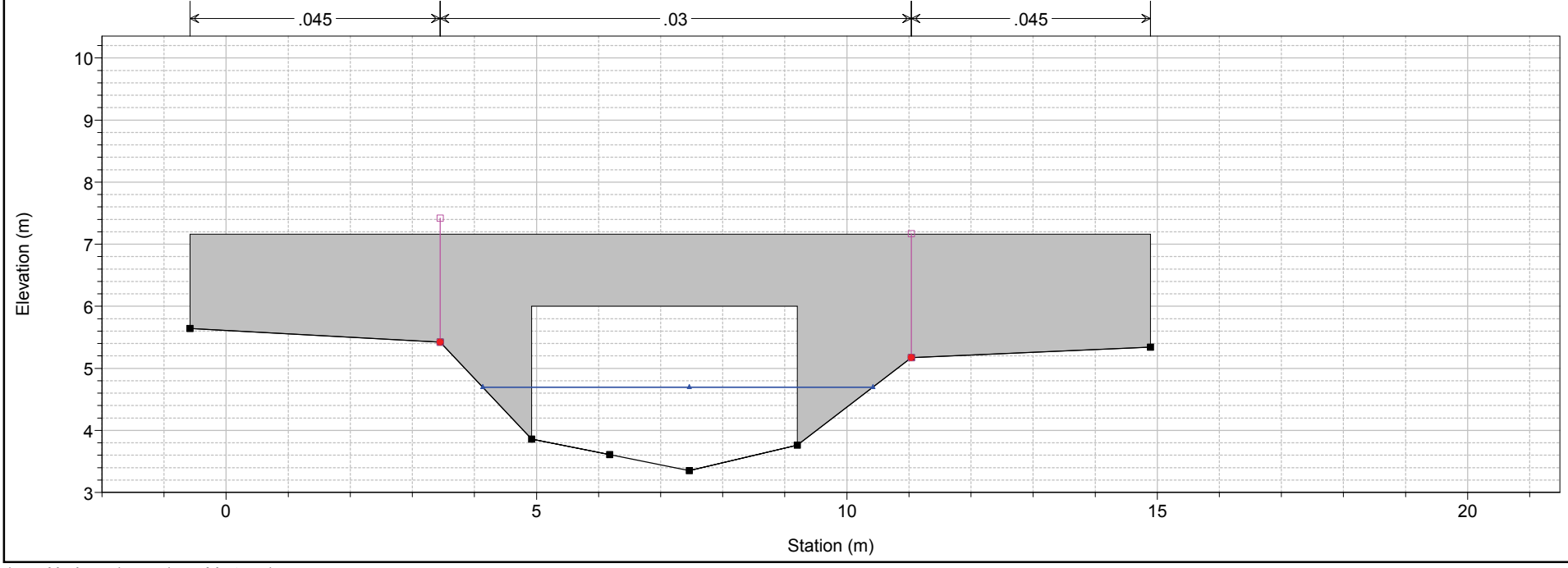


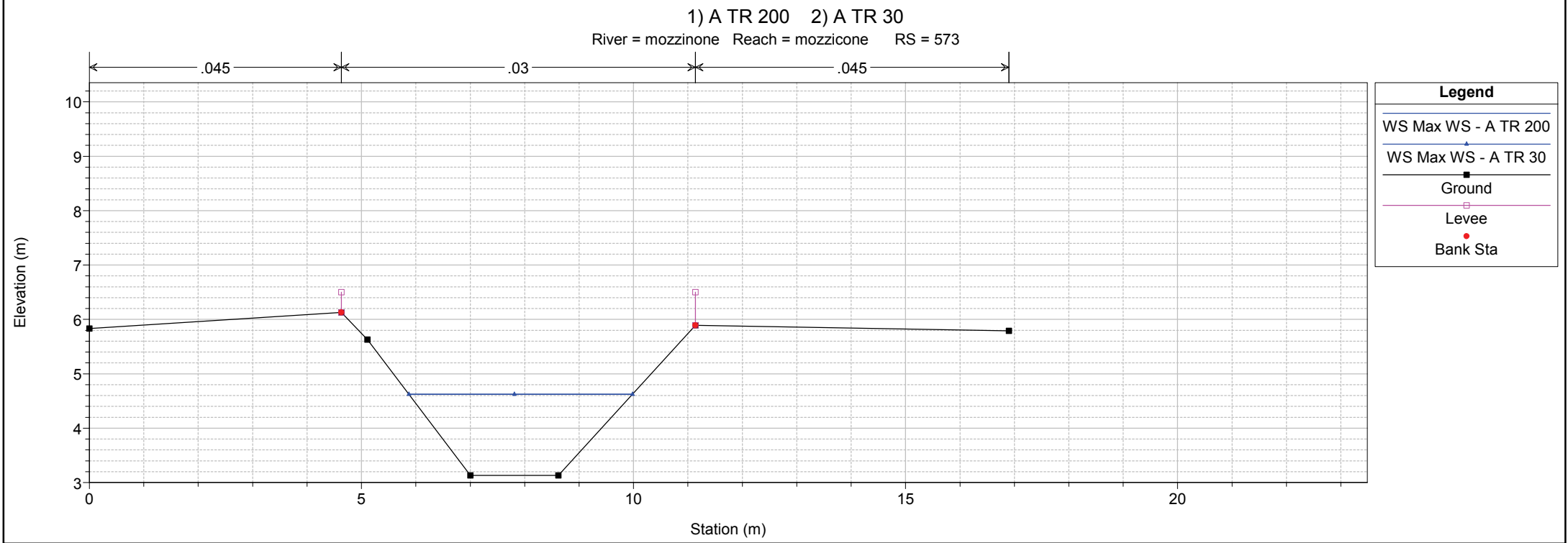
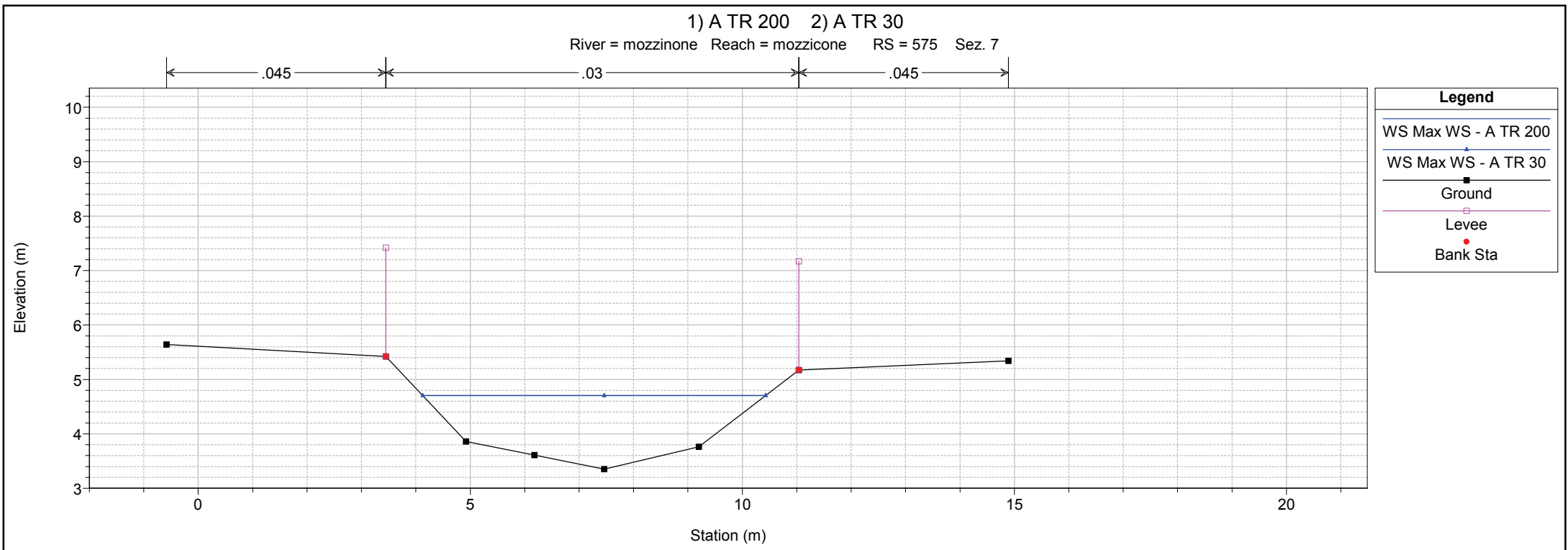
1 cm Horiz. = 1 m 1 cm Vert. = 1 m

1) A TR 200 2) A TR 30
 River = mozzicone Reach = mozzicone RS = 575.5 BR

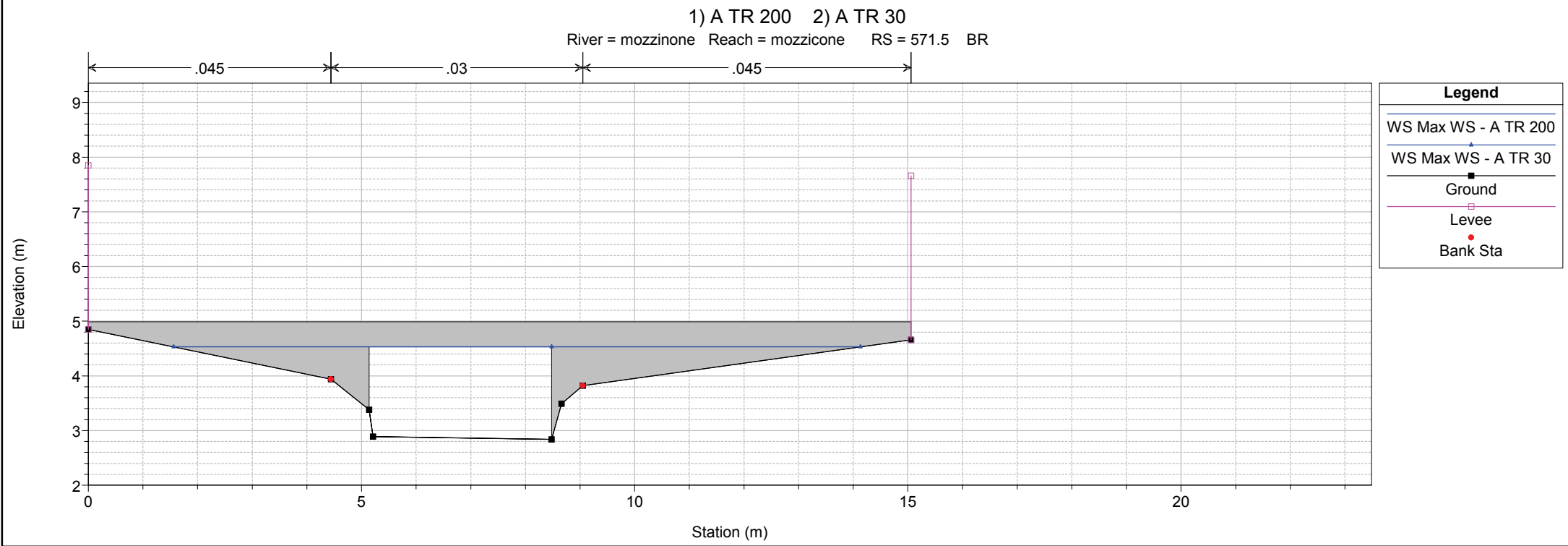
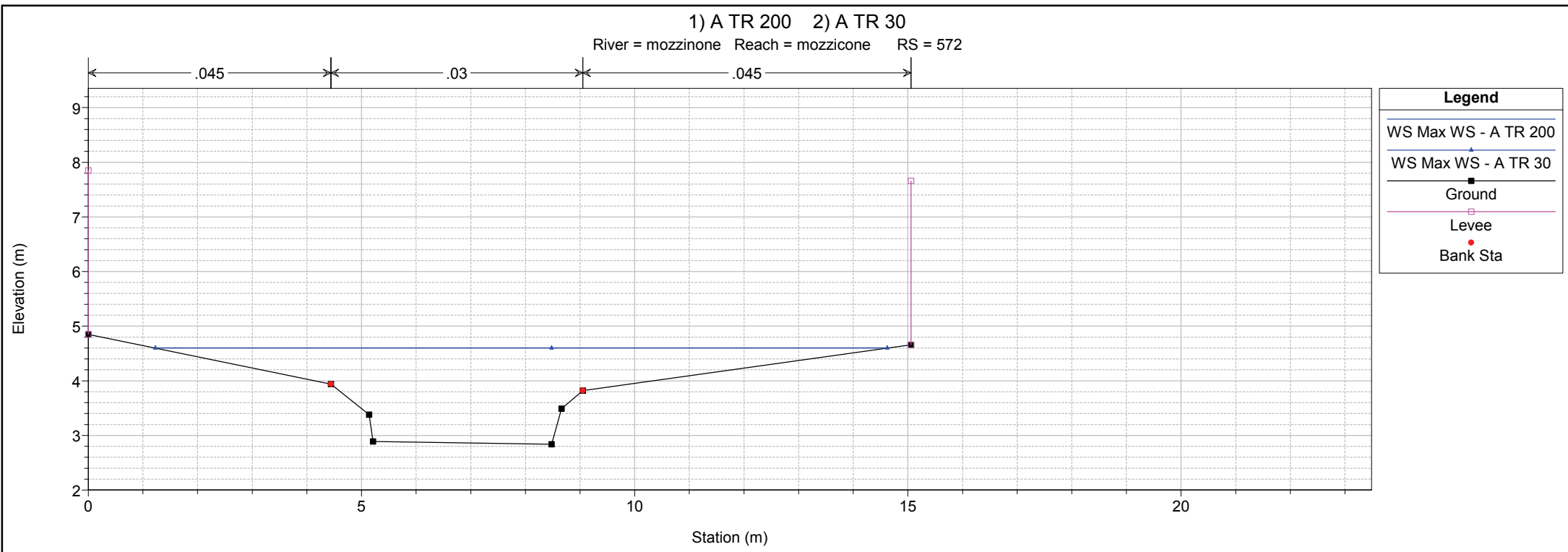


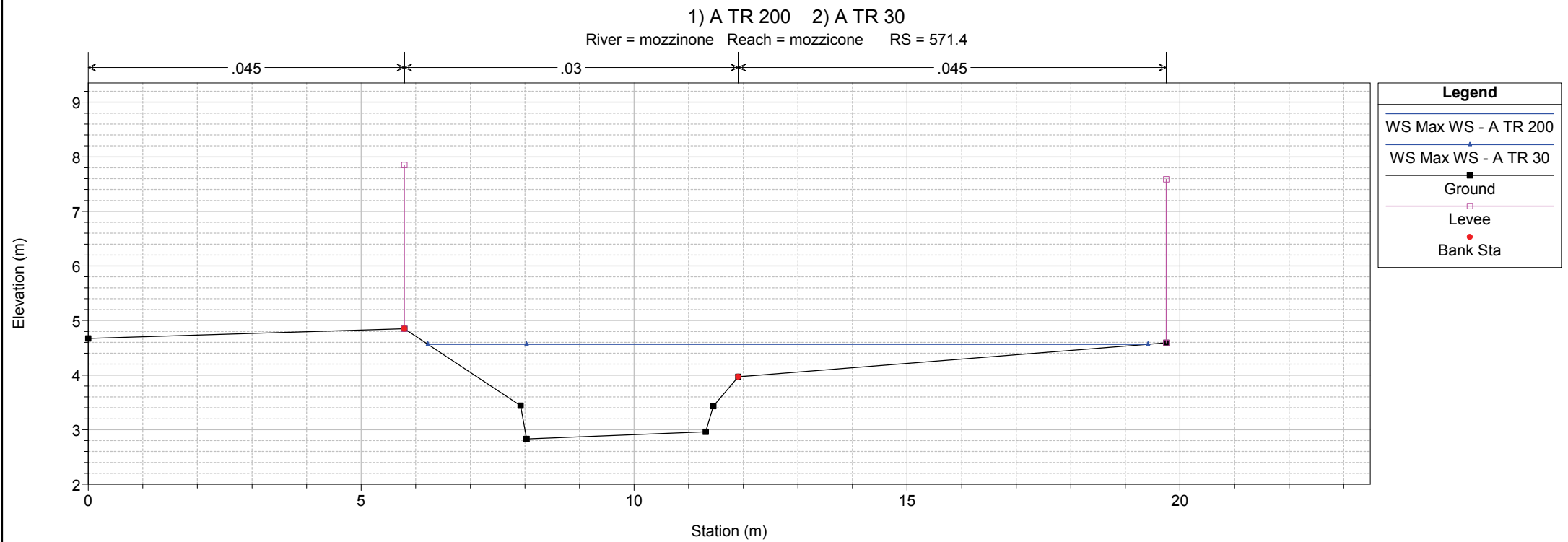
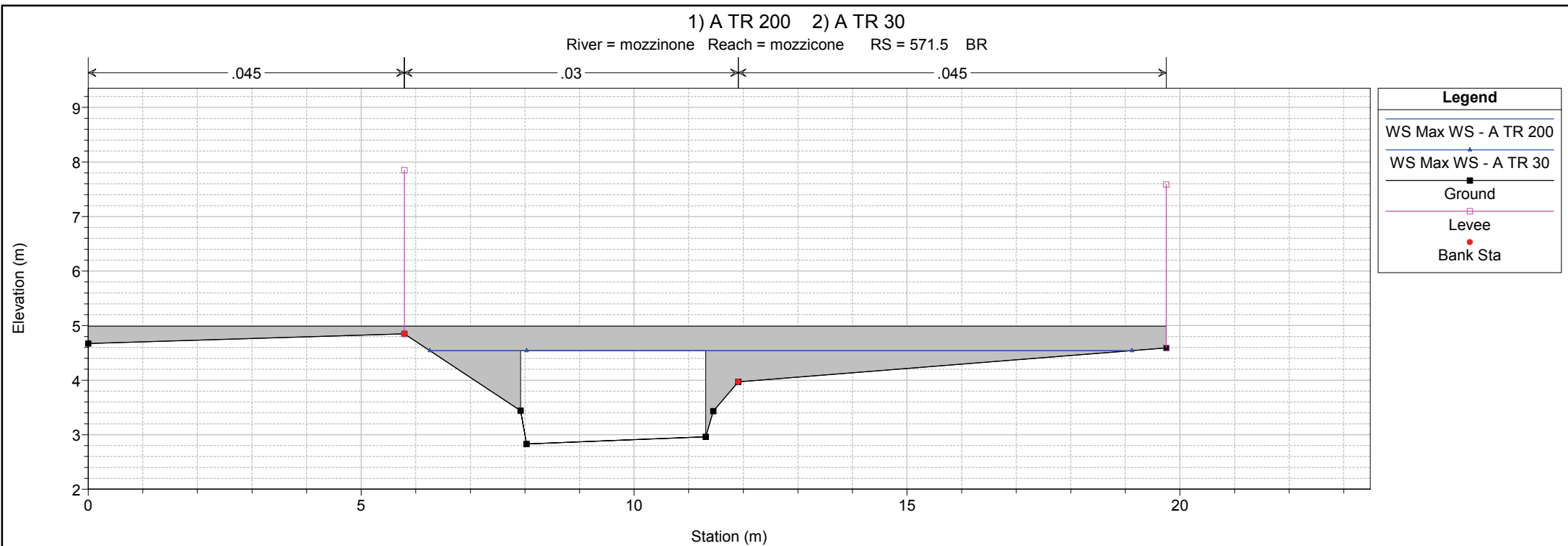
1) A TR 200 2) A TR 30
 River = mozzicone Reach = mozzicone RS = 575.5 BR

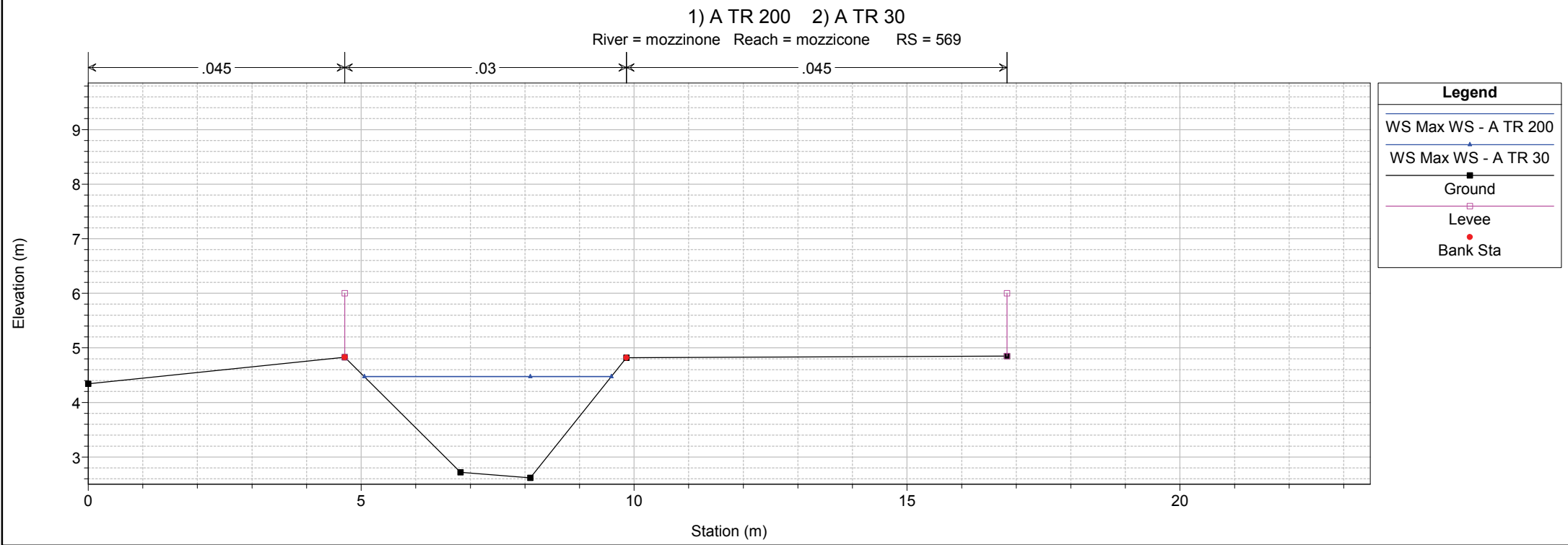
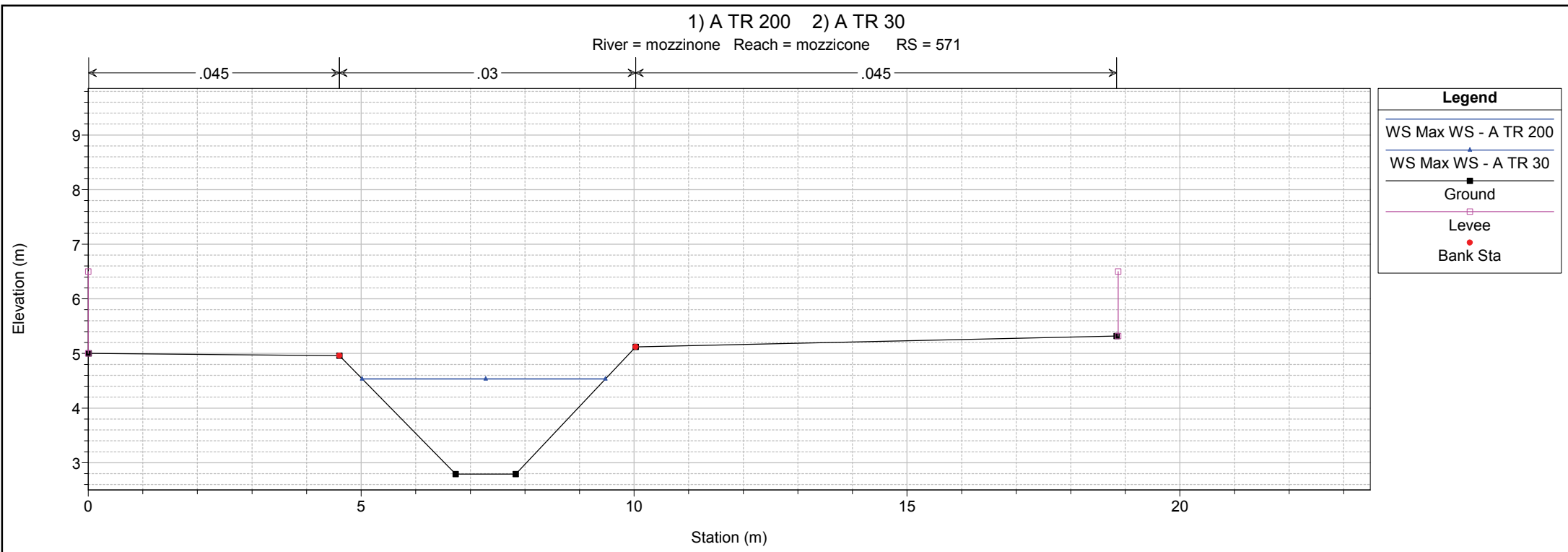




1 cm Horiz. = 1 m 1 cm Vert. = 1 m

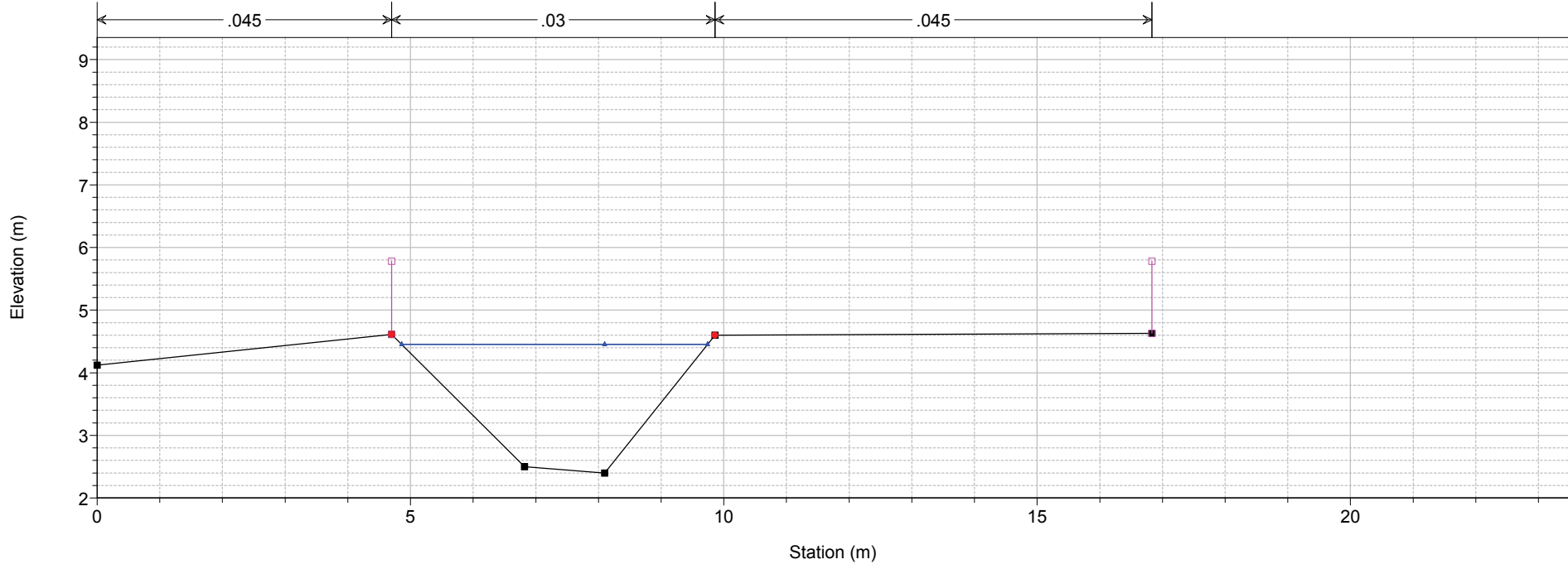






1) A TR 200 2) A TR 30

River = mozzinone Reach = mozzicone RS = 568



Legend

- WS Max WS - A TR 200 (Blue line with diamond marker)
- WS Max WS - A TR 30 (Blue line with diamond marker)
- Ground (Black line with square marker)
- Levee (Pink line with square marker)
- Bank Sta (Red line with square marker)

| River | Reach | River Sta | Plan | Q Total (m3/s) | Min Ch El (m) | W.S. Elev (m) | Crit W.S. (m) | E.G. Elev (m) | E.G. Slope (m/m) | Vel Chnl (m/s) | Flow Area (m2) | Top Width (m) | Froude # Chl |
|------------|------------|-----------|----------|-------------------|------------------|------------------|------------------|------------------|---------------------|-------------------|-------------------|------------------|--------------|
| vallecorsa | vallecorsa | 114 | A TR 200 | 23.41 | 8.99 | 10.61 | 10.84 | 11.40 | 0.017746 | 4.20 | 7.18 | 11.50 | 1.30 |
| vallecorsa | vallecorsa | 114 | A TR 30 | 12.43 | 8.99 | 10.41 | 10.52 | 10.85 | 0.012203 | 3.03 | 4.85 | 11.50 | 1.04 |
| vallecorsa | vallecorsa | 113.99 | A TR 200 | 23.41 | 8.99 | 10.61 | 10.84 | 11.40 | 0.017876 | 4.21 | 7.16 | 11.50 | 1.30 |
| vallecorsa | vallecorsa | 113.99 | A TR 30 | 12.43 | 8.99 | 10.41 | 10.52 | 10.85 | 0.012275 | 3.03 | 4.83 | 11.50 | 1.04 |
| vallecorsa | vallecorsa | 113.98 | | Lat Struct | | | | | | | | | |
| vallecorsa | vallecorsa | 113.97 | | Lat Struct | | | | | | | | | |
| vallecorsa | vallecorsa | 113 | A TR 200 | 7.49 | 7.39 | 8.67 | 8.59 | 8.95 | 0.009153 | 2.35 | 3.29 | 7.38 | 0.86 |
| vallecorsa | vallecorsa | 113 | A TR 30 | 7.37 | 7.39 | 8.66 | 8.58 | 8.94 | 0.009156 | 2.34 | 3.23 | 7.37 | 0.86 |
| vallecorsa | vallecorsa | 112 | A TR 200 | 6.07 | 6.12 | 7.70 | 7.23 | 7.80 | 0.002495 | 1.39 | 4.38 | 4.56 | 0.45 |
| vallecorsa | vallecorsa | 112 | A TR 30 | 6.04 | 6.12 | 7.70 | 7.23 | 7.80 | 0.002501 | 1.38 | 4.36 | 4.55 | 0.45 |
| vallecorsa | vallecorsa | 111.5 | | Bridge | | | | | | | | | |
| vallecorsa | vallecorsa | 111 | A TR 200 | 6.07 | 6.23 | 7.42 | 7.27 | 7.62 | 0.006163 | 1.97 | 3.33 | 6.60 | 0.71 |
| vallecorsa | vallecorsa | 111 | A TR 30 | 6.04 | 6.23 | 7.42 | 7.26 | 7.62 | 0.006154 | 1.97 | 3.32 | 6.57 | 0.71 |
| vallecorsa | vallecorsa | 110.98 | | Lat Struct | | | | | | | | | |
| vallecorsa | vallecorsa | 110.97 | | Lat Struct | | | | | | | | | |
| vallecorsa | vallecorsa | 110 | A TR 200 | 3.50 | 5.61 | 6.62 | 6.56 | 6.74 | 0.005681 | 1.55 | 2.72 | 7.77 | 0.67 |
| vallecorsa | vallecorsa | 110 | A TR 30 | 3.50 | 5.61 | 6.62 | 6.55 | 6.73 | 0.005680 | 1.55 | 2.72 | 7.77 | 0.67 |
| vallecorsa | vallecorsa | 109 | A TR 200 | 2.85 | 5.08 | 6.21 | 5.78 | 6.27 | 0.002104 | 1.08 | 2.64 | 3.60 | 0.40 |
| vallecorsa | vallecorsa | 109 | A TR 30 | 2.85 | 5.08 | 6.21 | 5.78 | 6.27 | 0.002106 | 1.08 | 2.64 | 3.59 | 0.40 |
| vallecorsa | vallecorsa | 108.5 | | Bridge | | | | | | | | | |
| vallecorsa | vallecorsa | 108 | A TR 200 | 2.85 | 5.11 | 5.76 | 5.73 | 5.96 | 0.011433 | 1.97 | 1.45 | 3.09 | 0.92 |
| vallecorsa | vallecorsa | 108 | A TR 30 | 2.85 | 5.11 | 5.76 | 5.73 | 5.96 | 0.011442 | 1.97 | 1.44 | 3.08 | 0.92 |
| vallecorsa | vallecorsa | 107.98 | | Lat Struct | | | | | | | | | |
| vallecorsa | vallecorsa | 107.97 | | Lat Struct | | | | | | | | | |
| vallecorsa | vallecorsa | 107.5 | A TR 200 | 2.85 | 4.81 | 5.53 | 5.53 | 5.76 | 0.013838 | 2.12 | 1.35 | 2.94 | 1.00 |
| vallecorsa | vallecorsa | 107.5 | A TR 30 | 2.85 | 4.81 | 5.53 | 5.53 | 5.76 | 0.013848 | 2.12 | 1.34 | 2.94 | 1.00 |
| vallecorsa | vallecorsa | 106 | A TR 200 | 2.85 | 4.50 | 5.31 | 5.22 | 5.48 | 0.008862 | 1.84 | 1.55 | 2.81 | 0.79 |
| vallecorsa | vallecorsa | 106 | A TR 30 | 2.85 | 4.50 | 5.31 | 5.22 | 5.48 | 0.008863 | 1.84 | 1.55 | 2.81 | 0.79 |
| vallecorsa | vallecorsa | 105 | A TR 200 | 2.85 | 4.15 | 4.98 | 4.87 | 5.13 | 0.007574 | 1.70 | 1.68 | 3.24 | 0.75 |
| vallecorsa | vallecorsa | 105 | A TR 30 | 2.85 | 4.15 | 4.98 | 4.87 | 5.13 | 0.007589 | 1.70 | 1.68 | 3.24 | 0.75 |
| vallecorsa | vallecorsa | 104 | A TR 200 | 2.85 | 3.41 | 4.57 | 4.24 | 4.68 | 0.004337 | 1.44 | 1.99 | 2.62 | 0.53 |
| vallecorsa | vallecorsa | 104 | A TR 30 | 2.85 | 3.41 | 4.57 | 4.24 | 4.67 | 0.004360 | 1.44 | 1.98 | 2.62 | 0.53 |
| vallecorsa | vallecorsa | 103 | A TR 200 | 2.85 | 3.12 | 4.49 | 3.87 | 4.52 | 0.001053 | 0.82 | 3.47 | 4.28 | 0.29 |
| vallecorsa | vallecorsa | 103 | A TR 30 | 2.85 | 3.12 | 4.48 | 3.87 | 4.52 | 0.001060 | 0.82 | 3.45 | 4.27 | 0.29 |
| vallecorsa | vallecorsa | 102 | A TR 200 | 2.85 | 2.60 | 4.47 | 3.36 | 4.49 | 0.000258 | 0.50 | 6.02 | 11.41 | 0.15 |
| vallecorsa | vallecorsa | 102 | A TR 30 | 2.85 | 2.60 | 4.47 | 3.36 | 4.48 | 0.000259 | 0.50 | 5.98 | 11.21 | 0.15 |
| vallecorsa | vallecorsa | 101.2 | A TR 200 | 2.85 | 2.19 | 4.45 | 2.74 | 4.47 | 0.000205 | 0.57 | 5.00 | 9.62 | 0.12 |
| vallecorsa | vallecorsa | 101.2 | A TR 30 | 2.85 | 2.19 | 4.45 | 2.74 | 4.47 | 0.000206 | 0.57 | 5.00 | 9.44 | 0.12 |
| vallecorsa | valle | 101 | A TR 200 | 7.10 | 2.18 | 4.45 | 2.94 | 4.50 | 0.000595 | 0.91 | 8.49 | 11.34 | 0.19 |
| vallecorsa | valle | 101 | A TR 30 | 7.08 | 2.18 | 4.45 | 2.94 | 4.49 | 0.000596 | 0.91 | 8.45 | 11.34 | 0.19 |
| vallecorsa | valle | 100.7 | A TR 200 | 7.10 | 2.18 | 4.45 | 2.94 | 4.50 | 0.000595 | 0.91 | 8.49 | 11.34 | 0.19 |
| vallecorsa | valle | 100.7 | A TR 30 | 7.08 | 2.18 | 4.45 | 2.94 | 4.49 | 0.000596 | 0.91 | 8.45 | 11.34 | 0.19 |
| vallecorsa | valle | 100.5 | | Bridge | | | | | | | | | |
| vallecorsa | valle | 100 | A TR 200 | 7.10 | 1.97 | 4.05 | 3.16 | 4.23 | 0.004970 | 1.85 | 3.84 | 6.13 | 0.43 |
| vallecorsa | valle | 100 | A TR 30 | 7.08 | 1.97 | 4.05 | 3.16 | 4.22 | 0.004966 | 1.85 | 3.83 | 6.08 | 0.43 |
| vallecorsa | valle | 99.98 | | Lat Struct | | | | | | | | | |
| vallecorsa | valle | 99.97 | | Lat Struct | | | | | | | | | |
| vallecorsa | valle | 99 | A TR 200 | 7.10 | 1.93 | 3.69 | 3.25 | 4.05 | 0.017050 | 2.64 | 2.69 | 2.31 | 0.78 |
| vallecorsa | valle | 99 | A TR 30 | 7.08 | 1.93 | 3.69 | 3.24 | 4.05 | 0.017003 | 2.64 | 2.68 | 2.28 | 0.78 |
| vallecorsa | valle | 98 | A TR 200 | 7.10 | 1.80 | 3.09 | 2.80 | 3.26 | 0.004505 | 1.79 | 3.97 | 4.62 | 0.61 |
| vallecorsa | valle | 98 | A TR 30 | 7.08 | 1.80 | 3.09 | 2.80 | 3.25 | 0.004502 | 1.78 | 3.97 | 4.62 | 0.61 |
| vallecorsa | valle | 97 | A TR 200 | 7.10 | 1.16 | 2.78 | 2.30 | 2.90 | 0.002984 | 1.56 | 4.56 | 4.55 | 0.50 |
| vallecorsa | valle | 97 | A TR 30 | 7.08 | 1.16 | 2.77 | 2.30 | 2.90 | 0.002980 | 1.55 | 4.55 | 4.54 | 0.50 |
| vallecorsa | valle | 96 | A TR 200 | 7.10 | 0.83 | 2.46 | 2.07 | 2.61 | 0.004013 | 1.74 | 4.07 | 4.19 | 0.56 |

| River | Reach | River Sta | Plan | Q Total (m3/s) | Min Ch El (m) | W.S. Elev (m) | Crit W.S. (m) | E.G. Elev (m) | E.G. Slope (m/m) | Vel Chnl (m/s) | Flow Area (m2) | Top Width (m) | Froude # Chl |
|------------|-------|-----------|----------|-------------------|------------------|------------------|------------------|------------------|---------------------|-------------------|-------------------|------------------|--------------|
| vallecorsa | valle | 96 | A TR 30 | 7.08 | 0.83 | 2.46 | 2.07 | 2.61 | 0.004001 | 1.74 | 4.07 | 4.18 | 0.56 |
| vallecorsa | valle | 95 | A TR 200 | 7.10 | 0.92 | 2.46 | 2.00 | 2.52 | 0.001788 | 1.04 | 6.80 | 9.71 | 0.40 |
| vallecorsa | valle | 95 | A TR 30 | 7.08 | 0.92 | 2.46 | 1.99 | 2.52 | 0.001782 | 1.04 | 6.79 | 9.71 | 0.40 |
| vallecorsa | valle | 94 | A TR 200 | 6.92 | 0.90 | 2.37 | 1.87 | 2.49 | 0.002892 | 1.56 | 4.44 | 4.13 | 0.48 |
| vallecorsa | valle | 94 | A TR 30 | 6.90 | 0.90 | 2.37 | 1.87 | 2.49 | 0.002885 | 1.56 | 4.44 | 4.13 | 0.48 |
| vallecorsa | valle | 93 | A TR 200 | 6.64 | 0.95 | 2.21 | 1.98 | 2.40 | 0.005721 | 1.94 | 3.61 | 16.37 | 0.68 |
| vallecorsa | valle | 93 | A TR 30 | 6.63 | 0.95 | 2.21 | 1.98 | 2.40 | 0.005715 | 1.94 | 3.60 | 16.37 | 0.68 |
| vallecorsa | valle | 92 | A TR 200 | 6.41 | 0.60 | 1.89 | 1.58 | 2.03 | 0.003784 | 1.65 | 4.73 | 14.54 | 0.56 |
| vallecorsa | valle | 92 | A TR 30 | 6.41 | 0.60 | 1.89 | 1.58 | 2.03 | 0.003786 | 1.65 | 4.72 | 14.54 | 0.56 |
| vallecorsa | valle | 91 | A TR 200 | 4.16 | 0.55 | 1.78 | 1.34 | 1.85 | 0.001954 | 1.24 | 3.66 | 5.16 | 0.41 |
| vallecorsa | valle | 91 | A TR 30 | 4.15 | 0.55 | 1.78 | 1.34 | 1.85 | 0.001955 | 1.24 | 3.66 | 5.16 | 0.41 |
| vallecorsa | valle | 90 | A TR 200 | 3.65 | 0.28 | 1.76 | 0.91 | 1.80 | 0.001258 | 0.94 | 3.90 | 2.96 | 0.26 |
| vallecorsa | valle | 90 | A TR 30 | 3.65 | 0.28 | 1.76 | 0.90 | 1.80 | 0.001260 | 0.94 | 3.89 | 2.96 | 0.26 |
| vallecorsa | valle | 89.5 | | Bridge | | | | | | | | | |
| vallecorsa | valle | 89 | A TR 200 | 3.65 | 0.33 | 1.54 | 1.05 | 1.64 | 0.001655 | 1.43 | 2.56 | 5.65 | 0.43 |
| vallecorsa | valle | 89 | A TR 30 | 3.65 | 0.33 | 1.54 | 1.06 | 1.64 | 0.001654 | 1.43 | 2.56 | 5.65 | 0.43 |
| vallecorsa | valle | 88 | A TR 200 | 3.65 | 0.27 | 1.56 | 1.00 | 1.61 | 0.001210 | 0.91 | 4.00 | 4.89 | 0.32 |
| vallecorsa | valle | 88 | A TR 30 | 3.65 | 0.27 | 1.56 | 1.00 | 1.61 | 0.001212 | 0.91 | 3.99 | 4.88 | 0.32 |
| vallecorsa | valle | 87 | A TR 200 | 3.65 | 0.18 | 1.53 | 0.94 | 1.57 | 0.001124 | 0.89 | 4.09 | 4.92 | 0.31 |
| vallecorsa | valle | 87 | A TR 30 | 3.65 | 0.18 | 1.53 | 0.94 | 1.57 | 0.001125 | 0.89 | 4.09 | 4.91 | 0.31 |
| vallecorsa | valle | 86 | A TR 200 | 3.65 | 0.55 | 1.48 | 1.17 | 1.56 | 0.002670 | 1.20 | 3.06 | 4.72 | 0.47 |
| vallecorsa | valle | 86 | A TR 30 | 3.65 | 0.55 | 1.48 | 1.17 | 1.55 | 0.002674 | 1.20 | 3.05 | 4.71 | 0.47 |
| vallecorsa | valle | 85 | A TR 200 | 3.65 | 0.31 | 1.47 | 1.04 | 1.53 | 0.001703 | 1.01 | 3.63 | 5.18 | 0.38 |
| vallecorsa | valle | 85 | A TR 30 | 3.65 | 0.31 | 1.47 | 1.04 | 1.52 | 0.001705 | 1.01 | 3.62 | 5.18 | 0.38 |
| vallecorsa | valle | 84 | A TR 200 | 3.65 | 0.26 | 1.44 | 0.88 | 1.48 | 0.000992 | 0.82 | 4.44 | 5.73 | 0.30 |
| vallecorsa | valle | 84 | A TR 30 | 3.65 | 0.26 | 1.44 | 0.88 | 1.47 | 0.000994 | 0.82 | 4.43 | 5.73 | 0.30 |
| vallecorsa | valle | 83.97 | | Lat Struct | | | | | | | | | |
| vallecorsa | valle | 83 | A TR 200 | 3.65 | 0.08 | 1.42 | 0.79 | 1.45 | 0.000795 | 0.75 | 4.84 | 6.60 | 0.27 |
| vallecorsa | valle | 83 | A TR 30 | 3.65 | 0.08 | 1.42 | 0.79 | 1.45 | 0.000796 | 0.75 | 4.83 | 6.51 | 0.27 |
| vallecorsa | valle | 80 | A TR 200 | 3.65 | 0.08 | 1.42 | 0.79 | 1.44 | 0.000807 | 0.76 | 4.82 | 6.36 | 0.27 |
| vallecorsa | valle | 80 | A TR 30 | 3.65 | 0.08 | 1.41 | 0.79 | 1.44 | 0.000807 | 0.76 | 4.81 | 6.28 | 0.27 |
| vallecorsa | valle | 79 | A TR 200 | 3.65 | 0.18 | 1.40 | 0.79 | 1.43 | 0.000890 | 0.77 | 4.76 | 6.35 | 0.28 |
| vallecorsa | valle | 79 | A TR 30 | 3.65 | 0.18 | 1.40 | 0.79 | 1.43 | 0.000889 | 0.77 | 4.75 | 6.34 | 0.28 |
| vallecorsa | valle | 78 | A TR 200 | 3.65 | 0.05 | 1.39 | 0.71 | 1.41 | 0.000860 | 0.69 | 5.29 | 8.25 | 0.28 |
| vallecorsa | valle | 78 | A TR 30 | 3.65 | 0.05 | 1.39 | 0.71 | 1.41 | 0.000861 | 0.69 | 5.28 | 8.25 | 0.28 |
| vallecorsa | valle | 77 | A TR 200 | 3.65 | 0.00 | 1.37 | 0.60 | 1.40 | 0.000598 | 0.65 | 5.58 | 6.87 | 0.23 |
| vallecorsa | valle | 77 | A TR 30 | 3.64 | 0.00 | 1.37 | 0.60 | 1.40 | 0.000596 | 0.65 | 5.57 | 6.85 | 0.23 |
| vallecorsa | valle | 70 | A TR 200 | 3.65 | -0.30 | 1.36 | 0.49 | 1.38 | 0.000426 | 0.61 | 5.98 | 6.19 | 0.20 |
| vallecorsa | valle | 70 | A TR 30 | 3.64 | -0.30 | 1.36 | 0.49 | 1.38 | 0.000426 | 0.61 | 5.97 | 6.17 | 0.20 |
| vallecorsa | valle | 60 | A TR 200 | 3.65 | -0.33 | 1.35 | 0.36 | 1.37 | 0.000335 | 0.56 | 6.50 | 6.28 | 0.18 |
| vallecorsa | valle | 60 | A TR 30 | 3.64 | -0.33 | 1.35 | 0.36 | 1.37 | 0.000335 | 0.56 | 6.49 | 6.28 | 0.18 |
| vallecorsa | valle | 59.68 | | Lat Struct | | | | | | | | | |
| vallecorsa | valle | 59.67 | | Lat Struct | | | | | | | | | |
| vallecorsa | valle | 50 | A TR 200 | 2.70 | -0.35 | 1.36 | 0.23 | 1.36 | 0.000151 | 0.39 | 7.61 | 12.13 | 0.12 |
| vallecorsa | valle | 50 | A TR 30 | 2.72 | -0.35 | 1.35 | 0.23 | 1.36 | 0.000154 | 0.40 | 7.58 | 12.13 | 0.12 |
| vallecorsa | valle | 45 | A TR 200 | 3.34 | -0.15 | 1.31 | 0.47 | 1.35 | 0.001117 | 0.93 | 4.13 | 6.03 | 0.25 |
| vallecorsa | valle | 45 | A TR 30 | 3.37 | -0.15 | 1.31 | 0.47 | 1.35 | 0.001149 | 0.95 | 4.11 | 6.01 | 0.25 |
| vallecorsa | valle | 42.5 | A TR 200 | 3.34 | -0.36 | 1.29 | 0.40 | 1.31 | 0.000578 | 0.71 | 4.72 | 4.26 | 0.21 |
| vallecorsa | valle | 42.5 | A TR 30 | 3.37 | -0.36 | 1.28 | 0.41 | 1.31 | 0.000595 | 0.72 | 4.70 | 4.25 | 0.22 |
| vallecorsa | valle | 40 | A TR 200 | 3.34 | 0.23 | 1.22 | 0.84 | 1.29 | 0.002296 | 1.15 | 2.91 | 3.99 | 0.43 |
| vallecorsa | valle | 40 | A TR 30 | 3.37 | 0.23 | 1.21 | 0.84 | 1.28 | 0.002398 | 1.17 | 2.88 | 3.97 | 0.44 |
| vallecorsa | valle | 35 | A TR 200 | 3.34 | 0.11 | 1.16 | 0.71 | 1.22 | 0.001823 | 1.06 | 3.15 | 3.97 | 0.38 |
| vallecorsa | valle | 35 | A TR 30 | 3.37 | 0.11 | 1.15 | 0.71 | 1.21 | 0.001920 | 1.08 | 3.11 | 3.95 | 0.39 |
| vallecorsa | valle | 32 | A TR 200 | 3.34 | -0.45 | 1.17 | 0.21 | 1.19 | 0.000517 | 0.62 | 5.43 | 5.69 | 0.20 |
| vallecorsa | valle | 32 | A TR 30 | 3.37 | -0.45 | 1.16 | 0.21 | 1.18 | 0.000542 | 0.63 | 5.37 | 5.66 | 0.21 |
| vallecorsa | valle | 30 | A TR 200 | 3.34 | -0.47 | 1.15 | 0.18 | 1.19 | 0.000645 | 0.88 | 3.80 | 5.68 | 0.23 |

| River | Reach | River Sta | Plan | Q Total (m3/s) | Min Ch El (m) | W.S. Elev (m) | Crit W.S. (m) | E.G. Elev (m) | E.G. Slope (m/m) | Vel Chnl (m/s) | Flow Area (m2) | Top Width (m) | Froude # Chl |
|------------|-----------|-----------|----------|-------------------|------------------|------------------|------------------|------------------|---------------------|-------------------|-------------------|------------------|--------------|
| vallecorsa | valle | 30 | A TR 30 | 3.37 | -0.47 | 1.14 | 0.19 | 1.18 | 0.000672 | 0.89 | 3.77 | 5.65 | 0.23 |
| vallecorsa | valle | 29.5 | | Bridge | | | | | | | | | |
| vallecorsa | valle | 29 | A TR 200 | 3.34 | -0.43 | 1.14 | 0.14 | 1.18 | 0.000360 | 0.86 | 3.90 | 4.16 | 0.22 |
| vallecorsa | valle | 29 | A TR 30 | 3.37 | -0.43 | 1.13 | 0.14 | 1.17 | 0.000375 | 0.87 | 3.88 | 4.16 | 0.22 |
| vallecorsa | valle | 28 | A TR 200 | 3.34 | -0.43 | 1.16 | 0.04 | 1.18 | 0.000396 | 0.60 | 5.58 | 3.73 | 0.16 |
| vallecorsa | valle | 28 | A TR 30 | 3.37 | -0.43 | 1.15 | 0.04 | 1.17 | 0.000410 | 0.61 | 5.55 | 3.72 | 0.16 |
| vallecorsa | valle | 27 | A TR 200 | 3.34 | -0.51 | 1.15 | 0.09 | 1.17 | 0.000507 | 0.67 | 5.01 | 3.81 | 0.19 |
| vallecorsa | valle | 27 | A TR 30 | 3.37 | -0.51 | 1.14 | 0.09 | 1.16 | 0.000527 | 0.68 | 4.97 | 3.81 | 0.19 |
| vallecorsa | valle | 26 | A TR 200 | 3.34 | -0.57 | 1.15 | -0.03 | 1.17 | 0.000329 | 0.57 | 5.93 | 5.46 | 0.15 |
| vallecorsa | valle | 26 | A TR 30 | 3.37 | -0.57 | 1.14 | -0.02 | 1.16 | 0.000341 | 0.58 | 5.87 | 5.23 | 0.15 |
| vallecorsa | valle | 23 | A TR 200 | 3.34 | -0.56 | 1.14 | 0.02 | 1.15 | 0.000267 | 0.52 | 6.56 | 7.54 | 0.15 |
| vallecorsa | valle | 23 | A TR 30 | 3.37 | -0.56 | 1.13 | 0.02 | 1.14 | 0.000279 | 0.53 | 6.48 | 7.35 | 0.15 |
| vallecorsa | valle | 20 | A TR 200 | 3.34 | -0.60 | 1.13 | -0.19 | 1.14 | 0.000109 | 0.37 | 8.96 | 5.97 | 0.10 |
| vallecorsa | valle | 20 | A TR 30 | 3.37 | -0.60 | 1.12 | -0.19 | 1.13 | 0.000113 | 0.38 | 8.89 | 5.97 | 0.10 |
| vallecorsa | valle | 19 | A TR 200 | 10.32 | -0.52 | 1.04 | 0.12 | 1.09 | 0.000690 | 0.93 | 11.10 | 8.04 | 0.25 |
| vallecorsa | valle | 19 | A TR 30 | 10.13 | -0.52 | 1.04 | 0.11 | 1.08 | 0.000677 | 0.92 | 11.03 | 8.02 | 0.25 |
| vallecorsa | valle | 18 | A TR 200 | 10.32 | -0.62 | 0.88 | 0.42 | 1.07 | 0.004224 | 1.93 | 5.34 | 4.30 | 0.55 |
| vallecorsa | valle | 18 | A TR 30 | 10.13 | -0.62 | 0.87 | 0.41 | 1.06 | 0.004115 | 1.90 | 5.32 | 4.30 | 0.55 |
| vallecorsa | valle | 13 | A TR 200 | 10.32 | -0.70 | 0.85 | 0.21 | 1.01 | 0.003392 | 1.75 | 5.90 | 3.80 | 0.45 |
| vallecorsa | valle | 13 | A TR 30 | 10.13 | -0.70 | 0.85 | 0.20 | 1.00 | 0.003293 | 1.72 | 5.89 | 3.80 | 0.44 |
| vallecorsa | valle | 10 | A TR 200 | 2.60 | -0.73 | 0.75 | -0.37 | 0.76 | 0.000246 | 0.46 | 5.62 | 3.80 | 0.12 |
| vallecorsa | valle | 10 | A TR 30 | 2.60 | -0.73 | 0.75 | -0.37 | 0.76 | 0.000246 | 0.46 | 5.62 | 3.80 | 0.12 |
| mozzinone | mozzicone | 597 | A TR 200 | 18.12 | 6.27 | 8.01 | 8.23 | 9.06 | 0.014969 | 4.55 | 3.98 | 3.04 | 1.27 |
| mozzinone | mozzicone | 597 | A TR 30 | 10.47 | 6.27 | 7.80 | 7.76 | 8.30 | 0.007944 | 3.12 | 3.35 | 3.03 | 0.95 |
| mozzinone | mozzicone | 596.99 | A TR 200 | 18.12 | 6.27 | 8.00 | 8.23 | 9.06 | 0.015016 | 4.56 | 3.97 | 3.04 | 1.27 |
| mozzinone | mozzicone | 596.99 | A TR 30 | 10.47 | 6.27 | 7.80 | 7.76 | 8.30 | 0.007962 | 3.12 | 3.35 | 3.03 | 0.95 |
| mozzinone | mozzicone | 596.98 | | Lat Struct | | | | | | | | | |
| mozzinone | mozzicone | 596.97 | | Lat Struct | | | | | | | | | |
| mozzinone | mozzicone | 596 | A TR 200 | 4.59 | 5.92 | 7.36 | 6.74 | 7.47 | 0.001935 | 1.48 | 3.09 | 2.31 | 0.41 |
| mozzinone | mozzicone | 596 | A TR 30 | 4.58 | 5.92 | 7.36 | 6.73 | 7.47 | 0.001933 | 1.48 | 3.09 | 2.31 | 0.41 |
| mozzinone | mozzicone | 595.5 | | Bridge | | | | | | | | | |
| mozzinone | mozzicone | 595 | A TR 200 | 4.59 | 5.92 | 7.17 | 6.74 | 7.32 | 0.002915 | 1.74 | 2.65 | 2.31 | 0.52 |
| mozzinone | mozzicone | 595 | A TR 30 | 4.58 | 5.92 | 7.17 | 6.74 | 7.32 | 0.002905 | 1.73 | 2.64 | 2.31 | 0.52 |
| mozzinone | mozzicone | 594.98 | | Lat Struct | | | | | | | | | |
| mozzinone | mozzicone | 594.97 | | Lat Struct | | | | | | | | | |
| mozzinone | mozzicone | 594 | A TR 200 | 4.49 | 5.66 | 7.13 | 6.47 | 7.23 | 0.001740 | 1.42 | 3.17 | 2.39 | 0.39 |
| mozzinone | mozzicone | 594 | A TR 30 | 4.49 | 5.66 | 7.13 | 6.46 | 7.23 | 0.001742 | 1.42 | 3.16 | 2.39 | 0.39 |
| mozzinone | mozzicone | 593.5 | | Bridge | | | | | | | | | |
| mozzinone | mozzicone | 593 | A TR 200 | 4.49 | 5.64 | 7.12 | 6.45 | 7.22 | 0.001790 | 1.43 | 3.14 | 2.33 | 0.39 |
| mozzinone | mozzicone | 593 | A TR 30 | 4.49 | 5.64 | 7.12 | 6.45 | 7.22 | 0.001791 | 1.43 | 3.14 | 2.33 | 0.39 |
| mozzinone | mozzicone | 592.98 | | Lat Struct | | | | | | | | | |
| mozzinone | mozzicone | 592.97 | | Lat Struct | | | | | | | | | |
| mozzinone | mozzicone | 592 | A TR 200 | 4.49 | 5.60 | 7.10 | 6.41 | 7.20 | 0.001738 | 1.41 | 3.18 | 2.32 | 0.38 |
| mozzinone | mozzicone | 592 | A TR 30 | 4.49 | 5.60 | 7.10 | 6.41 | 7.20 | 0.001739 | 1.41 | 3.18 | 2.32 | 0.38 |
| mozzinone | mozzicone | 591.5 | | Bridge | | | | | | | | | |
| mozzinone | mozzicone | 591 | A TR 200 | 4.49 | 5.56 | 7.10 | 6.35 | 7.19 | 0.001563 | 1.35 | 3.32 | 2.32 | 0.36 |
| mozzinone | mozzicone | 591 | A TR 30 | 4.49 | 5.56 | 7.10 | 6.35 | 7.19 | 0.001563 | 1.35 | 3.32 | 2.32 | 0.36 |
| mozzinone | mozzicone | 590.98 | | Lat Struct | | | | | | | | | |
| mozzinone | mozzicone | 590.97 | | Lat Struct | | | | | | | | | |
| mozzinone | mozzicone | 590 | A TR 200 | 4.49 | 5.54 | 7.09 | 6.29 | 7.18 | 0.001501 | 1.31 | 3.42 | 2.20 | 0.34 |
| mozzinone | mozzicone | 590 | A TR 30 | 4.49 | 5.54 | 7.09 | 6.29 | 7.18 | 0.001501 | 1.31 | 3.42 | 2.20 | 0.34 |
| mozzinone | mozzicone | 589.5 | | Bridge | | | | | | | | | |
| mozzinone | mozzicone | 589 | A TR 200 | 4.49 | 5.38 | 6.74 | 6.32 | 6.94 | 0.004333 | 1.96 | 2.29 | 1.81 | 0.56 |

| River | Reach | River Sta | Plan | Q Total (m3/s) | Min Ch El (m) | W.S. Elev (m) | Crit W.S. (m) | E.G. Elev (m) | E.G. Slope (m/m) | Vel Chnl (m/s) | Flow Area (m2) | Top Width (m) | Froude # Chl |
|-----------|-----------|-----------|----------|-------------------|------------------|------------------|------------------|------------------|---------------------|-------------------|-------------------|------------------|--------------|
| mozzinone | mozzicone | 589 | A TR 30 | 4.49 | 5.38 | 6.74 | 6.32 | 6.94 | 0.004331 | 1.96 | 2.28 | 1.81 | 0.56 |
| mozzinone | mozzicone | 588.98 | | Lat Struct | | | | | | | | | |
| mozzinone | mozzicone | 588.97 | | Lat Struct | | | | | | | | | |
| mozzinone | mozzicone | 588 | A TR 200 | 4.49 | 5.26 | 6.78 | 6.08 | 6.89 | 0.001896 | 1.45 | 3.11 | 2.18 | 0.39 |
| mozzinone | mozzicone | 588 | A TR 30 | 4.49 | 5.26 | 6.78 | 6.08 | 6.88 | 0.001895 | 1.45 | 3.10 | 2.18 | 0.39 |
| mozzinone | mozzicone | 587.5 | | Bridge | | | | | | | | | |
| mozzinone | mozzicone | 587 | A TR 200 | 4.49 | 5.21 | 6.39 | 6.04 | 6.57 | 0.003745 | 1.88 | 2.38 | 2.18 | 0.58 |
| mozzinone | mozzicone | 587 | A TR 30 | 4.49 | 5.21 | 6.39 | 6.04 | 6.57 | 0.003742 | 1.88 | 2.38 | 2.18 | 0.58 |
| mozzinone | mozzicone | 586 | A TR 200 | 4.49 | 5.20 | 6.35 | 6.15 | 6.61 | 0.006143 | 2.27 | 1.98 | 2.02 | 0.73 |
| mozzinone | mozzicone | 586 | A TR 30 | 4.49 | 5.20 | 6.34 | 6.15 | 6.61 | 0.006144 | 2.26 | 1.98 | 2.02 | 0.73 |
| mozzinone | mozzicone | 585 | A TR 200 | 4.49 | 5.06 | 6.33 | 6.01 | 6.52 | 0.004310 | 1.96 | 2.29 | 2.30 | 0.63 |
| mozzinone | mozzicone | 585 | A TR 30 | 4.49 | 5.06 | 6.33 | 6.01 | 6.52 | 0.004310 | 1.96 | 2.29 | 2.30 | 0.63 |
| mozzinone | mozzicone | 584.99 | A TR 200 | 4.49 | 5.06 | 6.33 | 6.01 | 6.52 | 0.004317 | 1.96 | 2.29 | 2.30 | 0.63 |
| mozzinone | mozzicone | 584.99 | A TR 30 | 4.49 | 5.06 | 6.33 | 6.01 | 6.52 | 0.004313 | 1.96 | 2.29 | 2.30 | 0.63 |
| mozzinone | mozzicone | 584.98 | | Lat Struct | | | | | | | | | |
| mozzinone | mozzicone | 584.97 | | Lat Struct | | | | | | | | | |
| mozzinone | mozzicone | 584 | A TR 200 | 4.29 | 4.65 | 6.09 | 5.52 | 6.16 | 0.001954 | 1.18 | 3.62 | 3.64 | 0.38 |
| mozzinone | mozzicone | 584 | A TR 30 | 4.29 | 4.65 | 6.09 | 5.52 | 6.16 | 0.001959 | 1.19 | 3.62 | 3.64 | 0.38 |
| mozzinone | mozzicone | 583.5 | | Bridge | | | | | | | | | |
| mozzinone | mozzicone | 583 | A TR 200 | 4.29 | 4.65 | 5.71 | 5.49 | 5.87 | 0.005940 | 1.78 | 2.41 | 3.24 | 0.66 |
| mozzinone | mozzicone | 583 | A TR 30 | 4.29 | 4.65 | 5.71 | 5.49 | 5.87 | 0.005952 | 1.78 | 2.41 | 3.24 | 0.66 |
| mozzinone | mozzicone | 582.98 | | Lat Struct | | | | | | | | | |
| mozzinone | mozzicone | 582.97 | | Lat Struct | | | | | | | | | |
| mozzinone | mozzicone | 582 | A TR 200 | 4.28 | 4.00 | 5.43 | 4.72 | 5.50 | 0.001952 | 1.17 | 3.66 | 2.95 | 0.34 |
| mozzinone | mozzicone | 582 | A TR 30 | 4.28 | 4.00 | 5.43 | 4.72 | 5.50 | 0.001958 | 1.17 | 3.66 | 2.95 | 0.34 |
| mozzinone | mozzicone | 581.5 | | Bridge | | | | | | | | | |
| mozzinone | mozzicone | 581 | A TR 200 | 4.28 | 4.06 | 5.26 | 4.80 | 5.34 | 0.003123 | 1.24 | 3.44 | 4.93 | 0.47 |
| mozzinone | mozzicone | 581 | A TR 30 | 4.28 | 4.06 | 5.26 | 4.80 | 5.34 | 0.003131 | 1.25 | 3.44 | 4.92 | 0.48 |
| mozzinone | mozzicone | 580 | A TR 200 | 4.28 | 3.79 | 4.93 | 4.80 | 5.16 | 0.009299 | 2.12 | 2.02 | 2.74 | 0.79 |
| mozzinone | mozzicone | 580 | A TR 30 | 4.28 | 3.79 | 4.93 | 4.80 | 5.16 | 0.009341 | 2.12 | 2.02 | 2.73 | 0.79 |
| mozzinone | mozzicone | 579 | A TR 200 | 4.28 | 3.60 | 4.96 | 4.07 | 4.98 | 0.000236 | 0.48 | 8.86 | 7.36 | 0.14 |
| mozzinone | mozzicone | 579 | A TR 30 | 4.28 | 3.60 | 4.96 | 4.07 | 4.97 | 0.000237 | 0.48 | 8.84 | 7.36 | 0.14 |
| mozzinone | mozzicone | 578.5 | | Bridge | | | | | | | | | |
| mozzinone | mozzicone | 578 | A TR 200 | 4.28 | 3.61 | 4.92 | 4.09 | 4.94 | 0.000516 | 0.60 | 7.10 | 8.06 | 0.21 |
| mozzinone | mozzicone | 578 | A TR 30 | 4.27 | 3.61 | 4.92 | 4.08 | 4.93 | 0.000517 | 0.60 | 7.08 | 8.06 | 0.21 |
| mozzinone | mozzicone | 577.98 | | Lat Struct | | | | | | | | | |
| mozzinone | mozzicone | 577.97 | | Lat Struct | | | | | | | | | |
| mozzinone | mozzicone | 577 | A TR 200 | 4.25 | 3.37 | 4.80 | 4.28 | 4.87 | 0.002174 | 1.21 | 3.50 | 3.92 | 0.41 |
| mozzinone | mozzicone | 577 | A TR 30 | 4.25 | 3.37 | 4.79 | 4.29 | 4.87 | 0.002184 | 1.22 | 3.49 | 3.92 | 0.41 |
| mozzinone | mozzicone | 576 | A TR 200 | 4.25 | 3.49 | 4.73 | 4.04 | 4.77 | 0.001068 | 0.86 | 4.93 | 5.66 | 0.29 |
| mozzinone | mozzicone | 576 | A TR 30 | 4.24 | 3.49 | 4.72 | 4.04 | 4.76 | 0.001073 | 0.86 | 4.91 | 5.63 | 0.30 |
| mozzinone | mozzicone | 575.5 | | Bridge | | | | | | | | | |
| mozzinone | mozzicone | 575 | A TR 200 | 4.25 | 3.35 | 4.71 | 4.05 | 4.73 | 0.000662 | 0.74 | 5.72 | 6.31 | 0.25 |
| mozzinone | mozzicone | 575 | A TR 30 | 4.24 | 3.35 | 4.70 | 4.05 | 4.73 | 0.000666 | 0.74 | 5.70 | 6.30 | 0.25 |
| mozzinone | mozzicone | 573 | A TR 200 | 4.25 | 3.13 | 4.63 | 3.90 | 4.68 | 0.001230 | 0.99 | 4.29 | 4.12 | 0.31 |
| mozzinone | mozzicone | 573 | A TR 30 | 4.24 | 3.13 | 4.62 | 3.90 | 4.67 | 0.001236 | 0.99 | 4.28 | 4.11 | 0.31 |
| mozzinone | mozzicone | 572 | A TR 200 | 4.25 | 2.84 | 4.60 | 3.42 | 4.61 | 0.000194 | 0.53 | 10.33 | 13.44 | 0.14 |
| mozzinone | mozzicone | 572 | A TR 30 | 4.23 | 2.84 | 4.60 | 3.42 | 4.61 | 0.000195 | 0.53 | 10.28 | 13.39 | 0.14 |
| mozzinone | mozzicone | 571.5 | | Bridge | | | | | | | | | |
| mozzinone | mozzicone | 571.4 | A TR 200 | 4.25 | 2.83 | 4.57 | 3.44 | 4.58 | 0.000260 | 0.54 | 9.45 | 13.24 | 0.15 |
| mozzinone | mozzicone | 571.4 | A TR 30 | 4.23 | 2.83 | 4.56 | 3.44 | 4.58 | 0.000262 | 0.54 | 9.40 | 13.19 | 0.15 |
| mozzinone | mozzicone | 571 | A TR 200 | 4.25 | 2.79 | 4.54 | 3.67 | 4.58 | 0.000900 | 0.87 | 4.86 | 4.46 | 0.27 |
| mozzinone | mozzicone | 571 | A TR 30 | 4.23 | 2.79 | 4.53 | 3.67 | 4.57 | 0.000902 | 0.87 | 4.84 | 4.46 | 0.27 |

HEC-RAS Profile: Max WS (Continued)

| River | Reach | River Sta | Plan | Q Total (m3/s) | Min Ch El (m) | W.S. Elev (m) | Crit W.S. (m) | E.G. Elev (m) | E.G. Slope (m/m) | Vel Chnl (m/s) | Flow Area (m2) | Top Width (m) | Froude # Chl |
|-----------|-----------|-----------|----------|-------------------|------------------|------------------|------------------|------------------|---------------------|-------------------|-------------------|------------------|--------------|
| mozzinone | mozzicone | 569 | A TR 200 | 4.25 | 2.62 | 4.48 | 3.52 | 4.51 | 0.000729 | 0.81 | 5.25 | 4.53 | 0.24 |
| mozzinone | mozzicone | 569 | A TR 30 | 4.23 | 2.62 | 4.47 | 3.52 | 4.51 | 0.000730 | 0.81 | 5.23 | 4.53 | 0.24 |
| mozzinone | mozzicone | 568 | A TR 200 | 4.25 | 2.40 | 4.45 | 3.30 | 4.48 | 0.000473 | 0.69 | 6.17 | 4.89 | 0.20 |
| mozzinone | mozzicone | 568 | A TR 30 | 4.23 | 2.40 | 4.45 | 3.30 | 4.48 | 0.000474 | 0.69 | 6.16 | 4.88 | 0.20 |

| River | Reach | River Sta | Plan | Q US | Q Leaving Total | Q DS | Q Weir | Q Gates | Wr Top Wdth | Weir Max Depth | Weir Avg Depth | Min El Weir Flow | E.G. US | W.S. US | E.G. DS | W.S. DS |
|------------|------------|-----------|----------|--------|-----------------|--------|--------|---------|-------------|----------------|----------------|------------------|---------|---------|---------|---------|
| | | | | (m3/s) | (m3/s) | (m3/s) | (m3/s) | (m3/s) | (m) | (m) | (m) | (m) | (m) | (m) | (m) | (m) |
| vallecorsa | vallecorsa | 113.98 | A TR 200 | 23.41 | 14.84 | 6.07 | 14.84 | | 233.66 | 0.39 | 0.09 | 7.52 | 11.40 | 10.61 | 7.80 | 7.70 |
| vallecorsa | vallecorsa | 113.98 | A TR 30 | 12.43 | 6.32 | 6.04 | 6.32 | | 219.80 | 0.19 | 0.06 | 7.52 | 10.85 | 10.41 | 7.80 | 7.70 |
| vallecorsa | vallecorsa | 113.97 | A TR 200 | 23.41 | 2.50 | 6.07 | 2.50 | | 33.05 | 0.25 | 0.11 | 8.09 | 11.40 | 10.61 | 7.80 | 7.70 |
| vallecorsa | vallecorsa | 113.97 | A TR 30 | 12.43 | 0.07 | 6.04 | 0.07 | | 10.13 | 0.05 | 0.02 | 8.09 | 10.85 | 10.41 | 7.80 | 7.70 |
| vallecorsa | vallecorsa | 110.98 | A TR 200 | 6.07 | 3.21 | 2.85 | 3.21 | | 83.34 | 0.15 | 0.07 | 6.47 | 7.62 | 7.42 | 6.27 | 6.21 |
| vallecorsa | vallecorsa | 110.98 | A TR 30 | 6.04 | 3.19 | 2.85 | 3.19 | | 82.99 | 0.15 | 0.07 | 6.47 | 7.62 | 7.42 | 6.27 | 6.21 |
| vallecorsa | vallecorsa | 110.97 | A TR 200 | 6.07 | 0.00 | 2.85 | 0.00 | | | | | 6.95 | 7.62 | 7.42 | 6.27 | 6.21 |
| vallecorsa | vallecorsa | 110.97 | A TR 30 | 6.04 | 0.00 | 2.85 | 0.00 | | | | | 6.95 | 7.62 | 7.42 | 6.27 | 6.21 |
| vallecorsa | vallecorsa | 107.98 | A TR 200 | 2.85 | 0.00 | 2.85 | 0.00 | | | | | 4.79 | 5.95 | 5.76 | 4.47 | 4.45 |
| vallecorsa | vallecorsa | 107.98 | A TR 30 | 2.85 | 0.00 | 2.85 | 0.00 | | | | | 4.79 | 5.95 | 5.76 | 4.47 | 4.45 |
| vallecorsa | vallecorsa | 107.97 | A TR 200 | 2.85 | 0.00 | 2.85 | 0.00 | | | | | 4.50 | 5.95 | 5.76 | 4.47 | 4.45 |
| vallecorsa | vallecorsa | 107.97 | A TR 30 | 2.85 | 0.00 | 2.85 | 0.00 | | | | | 4.50 | 5.95 | 5.76 | 4.47 | 4.45 |
| vallecorsa | valle | 99.98 | A TR 200 | 7.10 | 0.15 | 6.92 | 0.15 | | 6.19 | 0.11 | 0.05 | 2.26 | 4.22 | 4.05 | 2.49 | 2.37 |
| vallecorsa | valle | 99.98 | A TR 30 | 7.08 | 0.15 | 6.90 | 0.15 | | 6.15 | 0.11 | 0.05 | 2.26 | 4.22 | 4.05 | 2.49 | 2.37 |
| vallecorsa | valle | 99.97 | A TR 200 | 7.10 | 3.30 | 3.65 | 3.30 | | 186.48 | 0.19 | 0.04 | 1.59 | 4.22 | 4.05 | 1.80 | 1.76 |
| vallecorsa | valle | 99.97 | A TR 30 | 7.08 | 3.26 | 3.65 | 3.26 | | 186.40 | 0.19 | 0.04 | 1.59 | 4.22 | 4.05 | 1.80 | 1.76 |
| vallecorsa | valle | 83.97 | A TR 200 | 3.65 | 0.00 | 3.65 | 0.00 | | 4.56 | 0.01 | 0.00 | 1.38 | 1.48 | 1.44 | 1.38 | 1.36 |
| vallecorsa | valle | 83.97 | A TR 30 | 3.65 | 0.00 | 3.64 | 0.00 | | 3.87 | 0.01 | 0.00 | 1.38 | 1.47 | 1.44 | 1.38 | 1.36 |
| vallecorsa | valle | 59.68 | A TR 200 | 3.65 | 0.48 | 3.34 | 0.48 | | 12.61 | 0.15 | 0.07 | 1.21 | 1.37 | 1.35 | 1.35 | 1.31 |
| vallecorsa | valle | 59.68 | A TR 30 | 3.64 | 0.47 | 3.37 | 0.47 | | 12.44 | 0.14 | 0.07 | 1.21 | 1.37 | 1.35 | 1.35 | 1.31 |
| vallecorsa | valle | 59.67 | A TR 200 | 3.65 | 0.83 | 3.34 | 0.83 | | 21.78 | 0.15 | 0.07 | 1.21 | 1.37 | 1.35 | 1.35 | 1.31 |
| vallecorsa | valle | 59.67 | A TR 30 | 3.64 | 0.81 | 3.37 | 0.81 | | 21.51 | 0.14 | 0.07 | 1.21 | 1.37 | 1.35 | 1.35 | 1.31 |
| mozzinone | mozzicone | 596.98 | A TR 200 | 18.12 | 8.61 | 4.59 | 8.61 | | 80.25 | 0.27 | 0.15 | 7.12 | 9.06 | 8.00 | 7.47 | 7.36 |
| mozzinone | mozzicone | 596.98 | A TR 30 | 10.47 | 3.84 | 4.58 | 3.84 | | 80.25 | 0.24 | 0.09 | 7.12 | 8.30 | 7.80 | 7.47 | 7.36 |
| mozzinone | mozzicone | 596.97 | A TR 200 | 18.12 | 4.92 | 4.59 | 4.92 | | 80.25 | 0.24 | 0.10 | 7.12 | 9.06 | 8.00 | 7.47 | 7.36 |
| mozzinone | mozzicone | 596.97 | A TR 30 | 10.47 | 2.05 | 4.58 | 2.05 | | 52.85 | 0.24 | 0.06 | 7.12 | 8.30 | 7.80 | 7.47 | 7.36 |
| mozzinone | mozzicone | 594.98 | A TR 200 | 4.59 | 0.01 | 4.49 | 0.01 | | 2.77 | 0.04 | 0.02 | 7.13 | 7.32 | 7.17 | 7.23 | 7.13 |
| mozzinone | mozzicone | 594.98 | A TR 30 | 4.58 | 0.01 | 4.49 | 0.01 | | 2.70 | 0.04 | 0.02 | 7.13 | 7.32 | 7.17 | 7.23 | 7.13 |
| mozzinone | mozzicone | 594.97 | A TR 200 | 4.59 | 0.09 | 4.49 | 0.09 | | 17.60 | 0.04 | 0.02 | 7.13 | 7.32 | 7.17 | 7.23 | 7.13 |
| mozzinone | mozzicone | 594.97 | A TR 30 | 4.58 | 0.08 | 4.49 | 0.08 | | 16.90 | 0.04 | 0.02 | 7.13 | 7.32 | 7.17 | 7.23 | 7.13 |
| mozzinone | mozzicone | 592.98 | A TR 200 | 4.49 | 0.00 | 4.49 | 0.00 | | | | | 7.38 | 7.22 | 7.12 | 7.20 | 7.10 |
| mozzinone | mozzicone | 592.98 | A TR 30 | 4.49 | 0.00 | 4.49 | 0.00 | | | | | 7.38 | 7.22 | 7.12 | 7.20 | 7.10 |
| mozzinone | mozzicone | 592.97 | A TR 200 | 4.49 | 0.00 | 4.49 | 0.00 | | | | | 7.25 | 7.22 | 7.12 | 7.20 | 7.10 |
| mozzinone | mozzicone | 592.97 | A TR 30 | 4.49 | 0.00 | 4.49 | 0.00 | | | | | 7.25 | 7.22 | 7.12 | 7.20 | 7.10 |
| mozzinone | mozzicone | 590.98 | A TR 200 | 4.49 | 0.00 | 4.49 | 0.00 | | | | | 7.65 | 7.19 | 7.10 | 7.18 | 7.09 |
| mozzinone | mozzicone | 590.98 | A TR 30 | 4.49 | 0.00 | 4.49 | 0.00 | | | | | 7.65 | 7.19 | 7.10 | 7.18 | 7.09 |
| mozzinone | mozzicone | 590.97 | A TR 200 | 4.49 | 0.00 | 4.49 | 0.00 | | | | | 7.65 | 7.19 | 7.10 | 7.18 | 7.09 |
| mozzinone | mozzicone | 590.97 | A TR 30 | 4.49 | 0.00 | 4.49 | 0.00 | | | | | 7.65 | 7.19 | 7.10 | 7.18 | 7.09 |
| mozzinone | mozzicone | 588.98 | A TR 200 | 4.49 | 0.00 | 4.49 | 0.00 | | | | | 7.52 | 6.94 | 6.74 | 6.89 | 6.78 |
| mozzinone | mozzicone | 588.98 | A TR 30 | 4.49 | 0.00 | 4.49 | 0.00 | | | | | 7.52 | 6.94 | 6.74 | 6.88 | 6.78 |
| mozzinone | mozzicone | 588.97 | A TR 200 | 4.49 | 0.00 | 4.49 | 0.00 | | | | | 7.48 | 6.94 | 6.74 | 6.89 | 6.78 |
| mozzinone | mozzicone | 588.97 | A TR 30 | 4.49 | 0.00 | 4.49 | 0.00 | | | | | 7.48 | 6.94 | 6.74 | 6.88 | 6.78 |
| mozzinone | mozzicone | 584.98 | A TR 200 | 4.49 | 0.03 | 4.29 | 0.03 | | 4.16 | 0.05 | 0.02 | 6.04 | 6.52 | 6.33 | 6.16 | 6.09 |
| mozzinone | mozzicone | 584.98 | A TR 30 | 4.49 | 0.03 | 4.29 | 0.03 | | 4.08 | 0.05 | 0.02 | 6.04 | 6.52 | 6.33 | 6.16 | 6.09 |
| mozzinone | mozzicone | 584.97 | A TR 200 | 4.49 | 0.17 | 4.29 | 0.17 | | 9.93 | 0.09 | 0.04 | 6.00 | 6.52 | 6.33 | 6.16 | 6.09 |
| mozzinone | mozzicone | 584.97 | A TR 30 | 4.49 | 0.17 | 4.29 | 0.17 | | 9.85 | 0.09 | 0.04 | 6.00 | 6.52 | 6.33 | 6.16 | 6.09 |
| mozzinone | mozzicone | 582.98 | A TR 200 | 4.29 | 0.01 | 4.28 | 0.01 | | 4.22 | 0.02 | 0.01 | 5.41 | 5.87 | 5.71 | 5.50 | 5.43 |
| mozzinone | mozzicone | 582.98 | A TR 30 | 4.29 | 0.01 | 4.28 | 0.01 | | 3.83 | 0.02 | 0.01 | 5.41 | 5.87 | 5.71 | 5.50 | 5.43 |
| mozzinone | mozzicone | 582.97 | A TR 200 | 4.29 | 0.00 | 4.28 | 0.00 | | | | | 5.62 | 5.87 | 5.71 | 5.50 | 5.43 |
| mozzinone | mozzicone | 582.97 | A TR 30 | 4.29 | 0.00 | 4.28 | 0.00 | | | | | 5.62 | 5.87 | 5.71 | 5.50 | 5.43 |
| mozzinone | mozzicone | 577.98 | A TR 200 | 4.28 | 0.04 | 4.25 | 0.04 | | 7.69 | 0.04 | 0.02 | 4.76 | 4.94 | 4.92 | 4.77 | 4.73 |
| mozzinone | mozzicone | 577.98 | A TR 30 | 4.27 | 0.03 | 4.24 | 0.03 | | 7.18 | 0.03 | 0.02 | 4.76 | 4.93 | 4.92 | 4.76 | 4.72 |
| mozzinone | mozzicone | 577.97 | A TR 200 | 4.28 | 0.00 | 4.25 | 0.00 | | | | | 5.14 | 4.94 | 4.92 | 4.77 | 4.73 |
| mozzinone | mozzicone | 577.97 | A TR 30 | 4.27 | 0.00 | 4.24 | 0.00 | | | | | 5.14 | 4.93 | 4.92 | 4.76 | 4.72 |

Botro Iurco e botro Crocetta

Stato attuale e stato di progetto

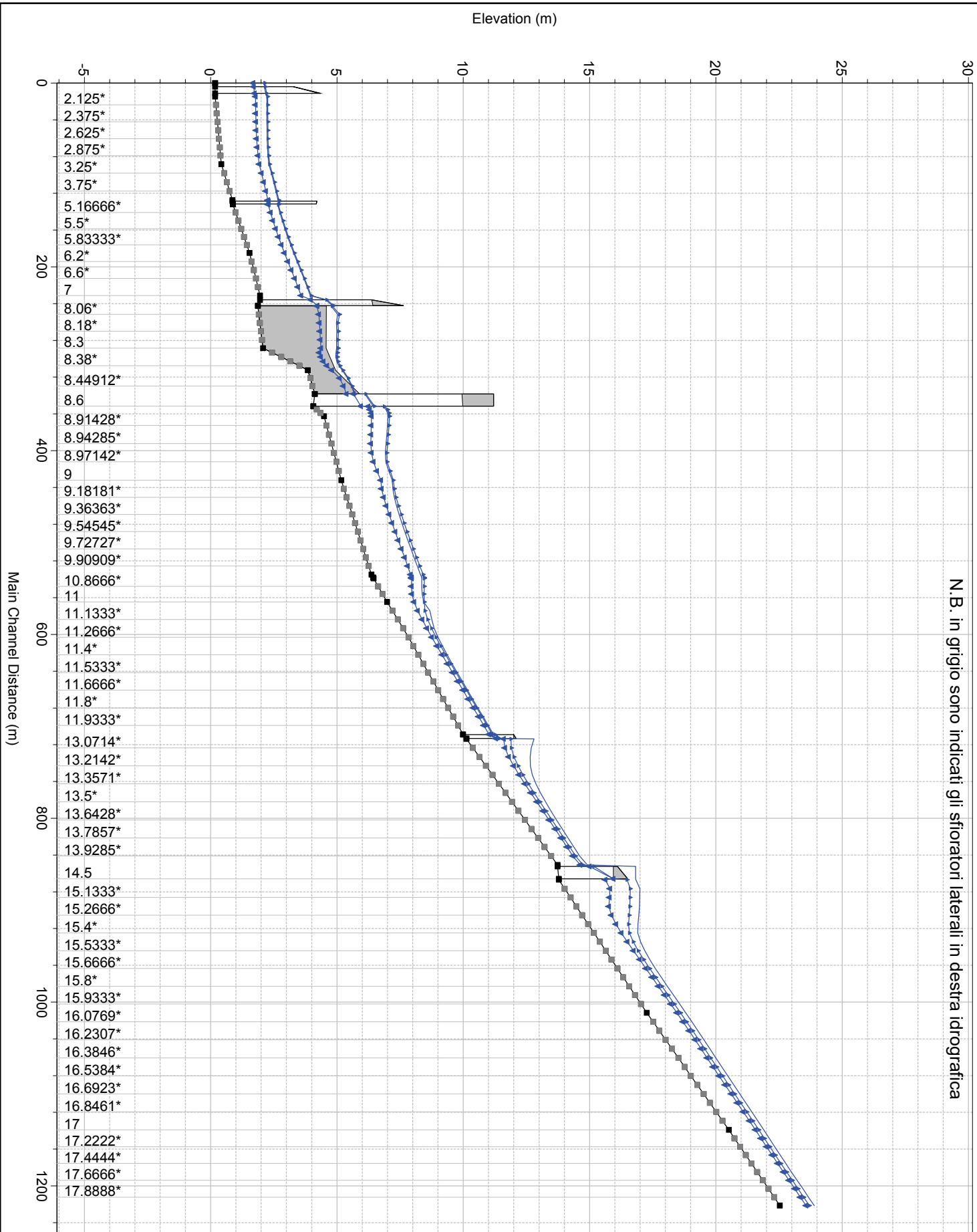


None of the XS's are Geo-Referenced (Geo-Ref user entered XS, Geo-Ref interpolated XS, Non Geo-Ref user entered XS, Non Geo-Ref interpolated XS)

1 cm Horiz. = 68 m 1 cm Vert. = 55 m

1) A TR 200 1.5h 2) A TR 200 3h 3) A TR 30 1.5h

N.B. in grigio sono indicati gli sfioratori laterali in destra idrografica

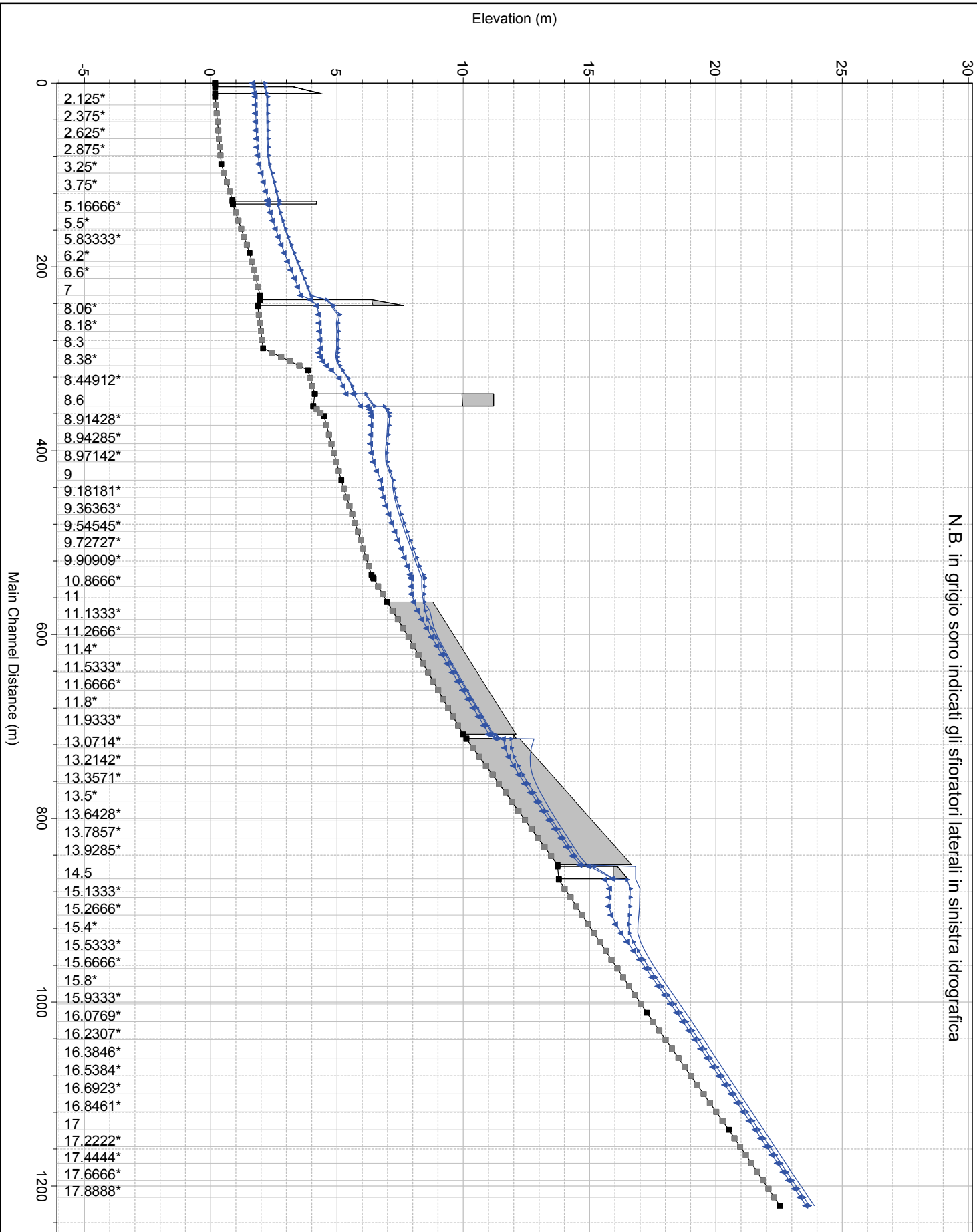


| Legend | |
|---------------------------|---|
| WS Max WS - A TR 200 3h | ▲ |
| WS Max WS - A TR 200 1.5h | ■ |
| WS Max WS - A TR 30 1.5h | ■ |
| Ground | ■ |

1 cm Horiz. = 55 m 1 cm Vert. = 2 m

1) A TR 200 1.5h 2) A TR 200 3h 3) A TR 30 1.5h

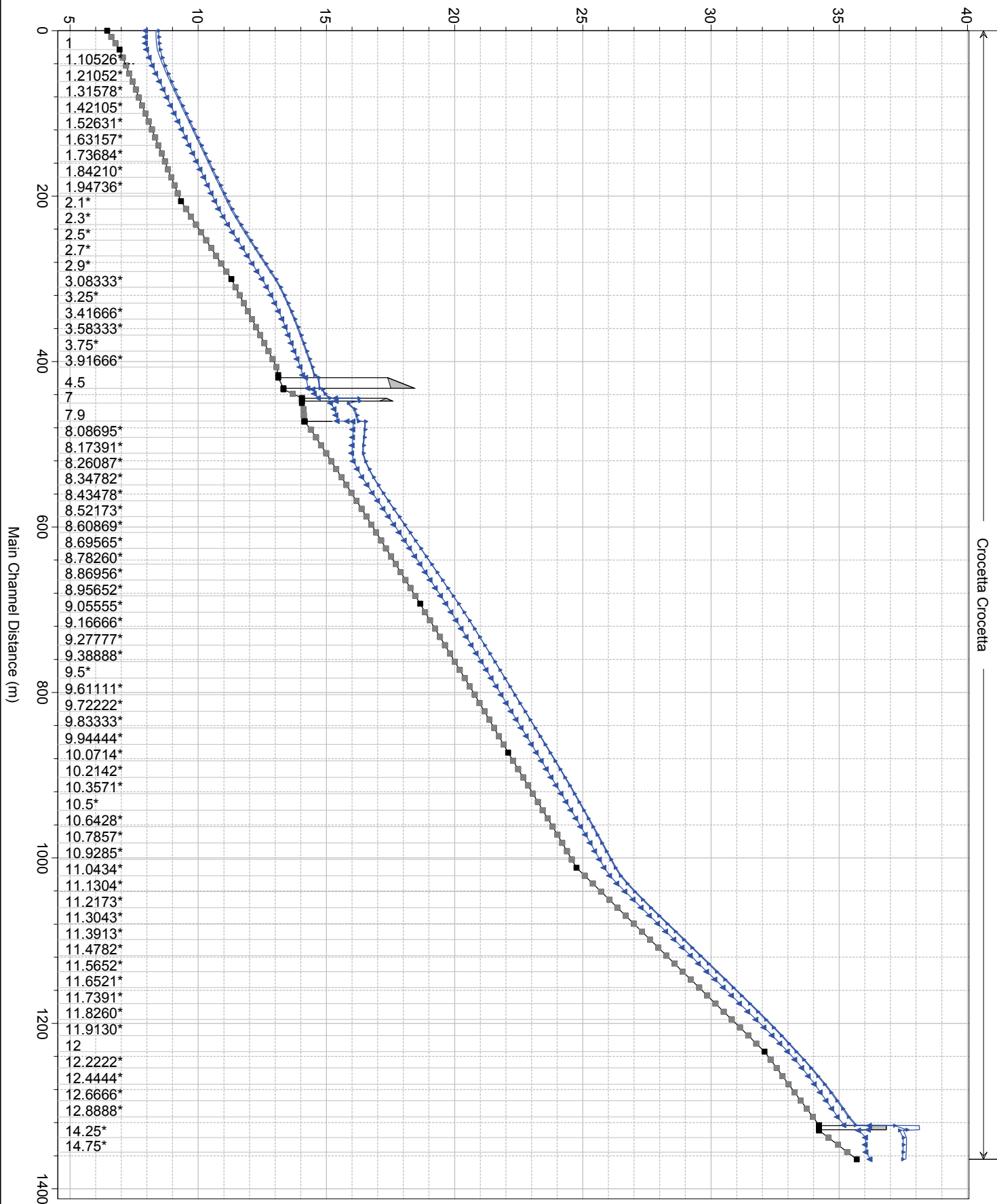
N.B. in grigio sono indicati gli sfioratori laterali in sinistra idrografica



| Legend | |
|---------------------------|---|
| WS Max WS - A TR 200 3h | ▲ |
| WS Max WS - A TR 200 1.5h | ▲ |
| WS Max WS - A TR 30 1.5h | ▲ |
| Ground | ■ |

1 cm Horiz. = 62 m 1 cm Vert. = 2 m

Elevation (m)



1) A TR 200 1.5h 2) A TR 200 3h 3) A TR 30 1.5h
 Crocetta Crocetta

Main Channel Distance (m)

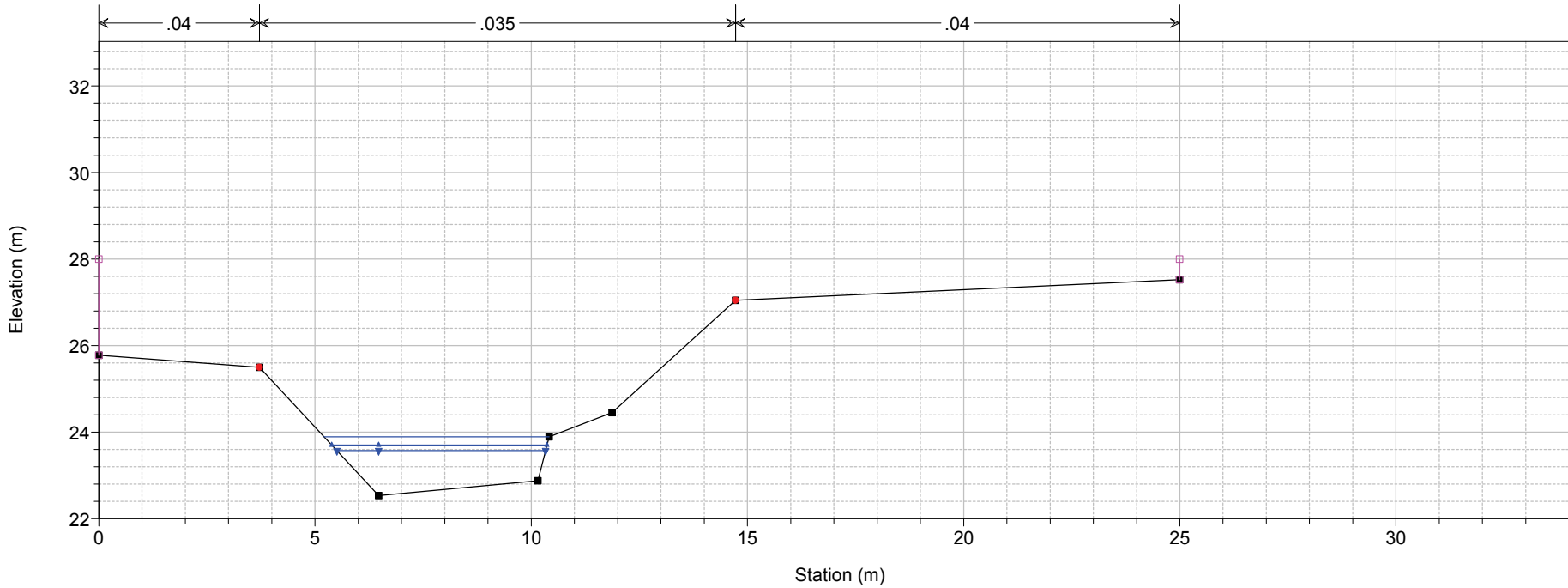
5
1
1.10526*
1.21052*
1.31578*
1.42105*
1.52631*
1.63157*
1.73684*
1.84210*
1.94736*
200
2.1*
2.3*
2.5*
2.7*
2.9*
3.08333*
3.25*
3.41666*
3.58333*
3.75*
3.91666*
400
4.5
7
7.9
8.08695*
8.17391*
8.26087*
8.34782*
8.43478*
8.52173*
8.60869*
8.69565*
8.78260*
8.86956*
8.95652*
9.05555*
9.16666*
9.27777*
9.38888*
9.5*
9.61111*
9.72222*
9.83333*
9.94444*
10.0714*
10.2142*
10.3571*
10.5*
10.6428*
10.7857*
10.9285*
11.0434*
11.1304*
11.2173*
11.3043*
11.3913*
11.4782*
11.5652*
11.6521*
11.7391*
11.8260*
11.9130*
1200
12
12.2222*
12.4444*
12.6666*
12.8888*
14.25*
14.75*
1400

Legend

- WS Max WS - A TR 200 3h
- WS Max WS - A TR 200 1.5h
- WS Max WS - A TR 30 1.5h
- Ground

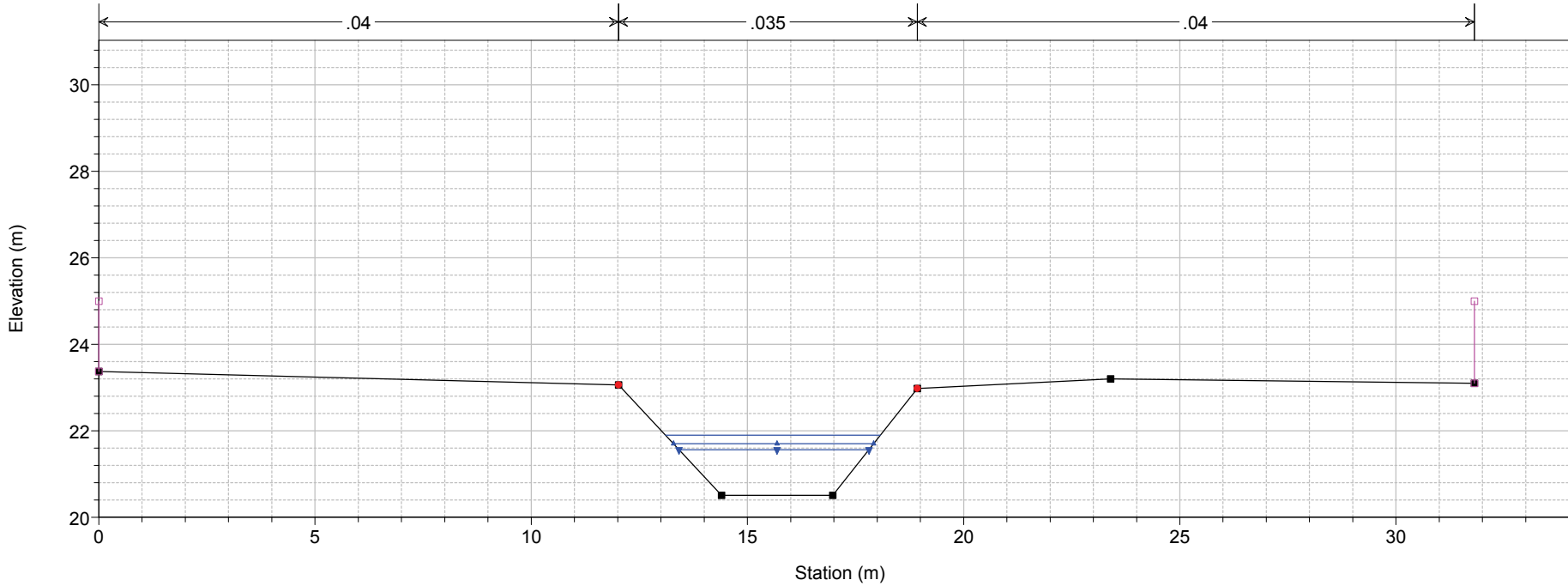
1) A TR 200 1.5h 2) A TR 200 3h 3) A TR 30 1.5h

River = Iurco Reach = Iurco RS = 18 Sez. 1



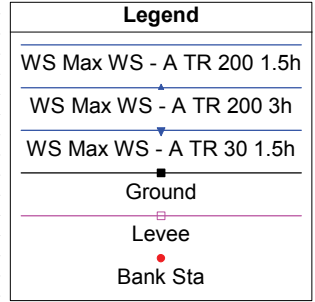
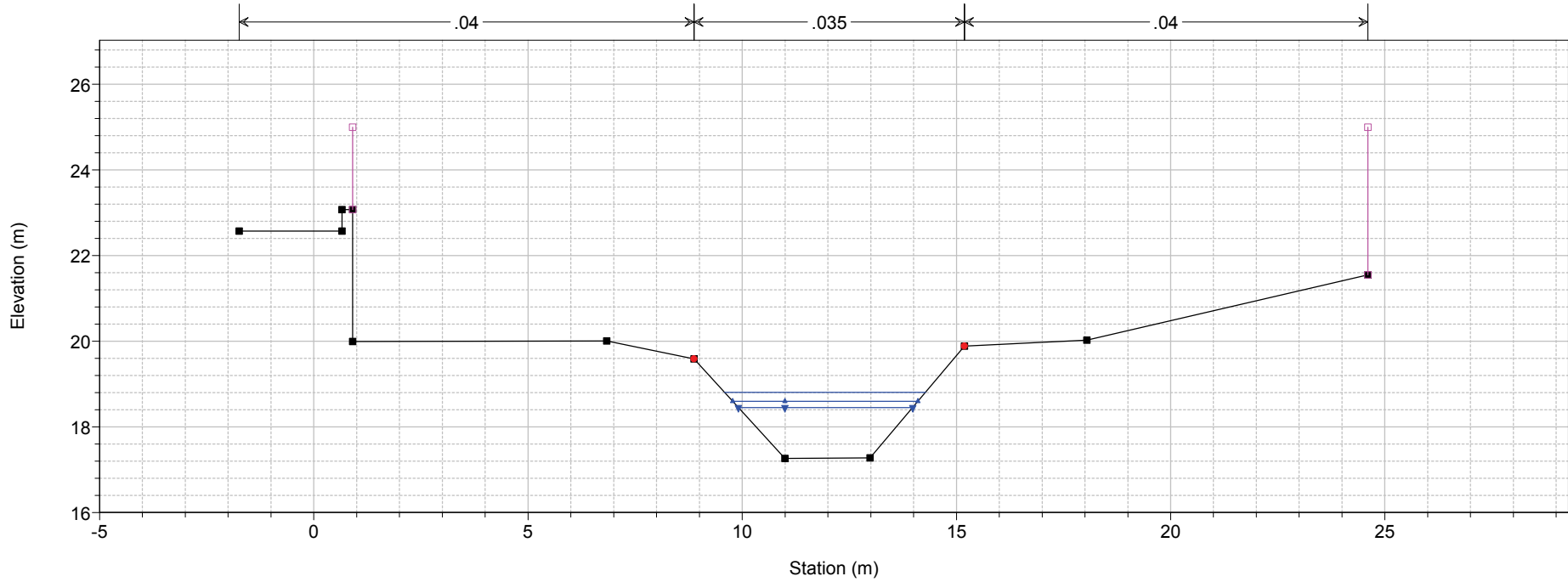
1) A TR 200 1.5h 2) A TR 200 3h 3) A TR 30 1.5h

River = Iurco Reach = Iurco RS = 17 Sez. 2



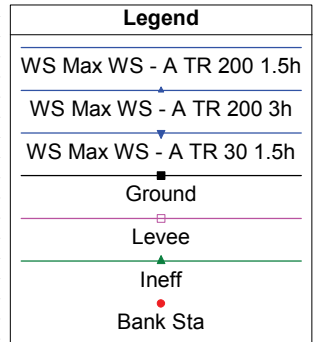
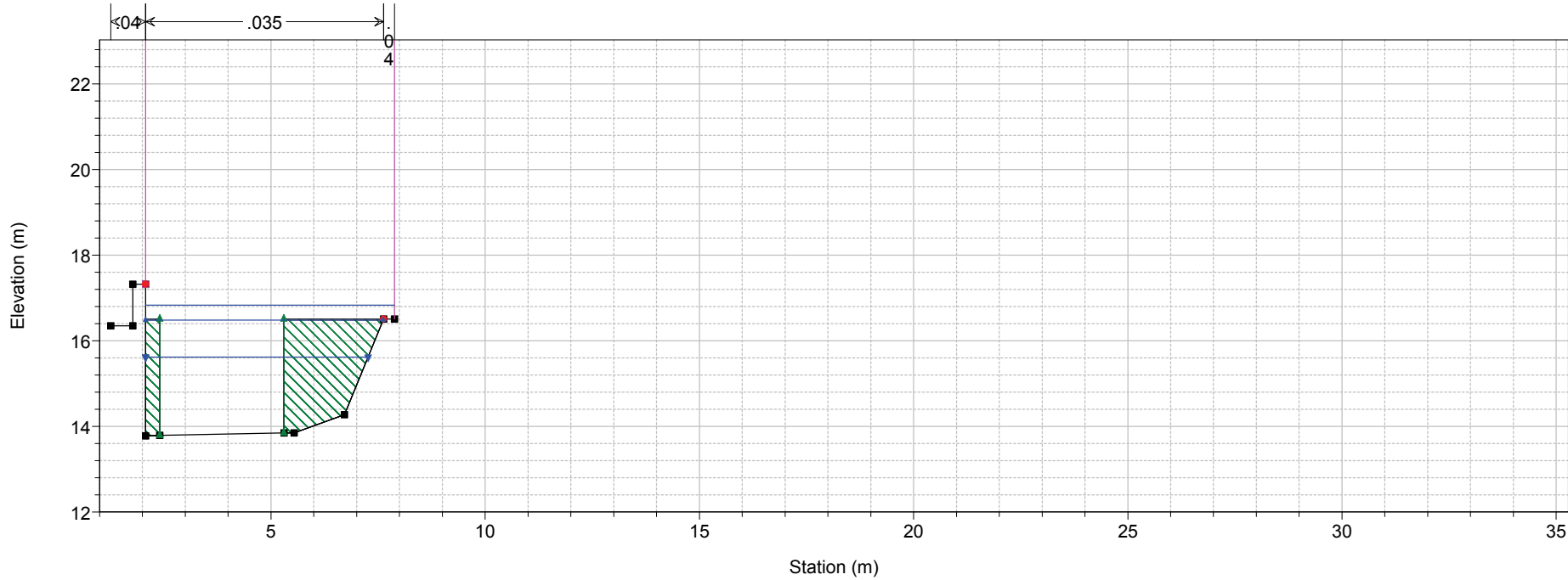
1) A TR 200 1.5h 2) A TR 200 3h 3) A TR 30 1.5h

River = Iurco Reach = Iurco RS = 16 Sez. 3



1) A TR 200 1.5h 2) A TR 200 3h 3) A TR 30 1.5h


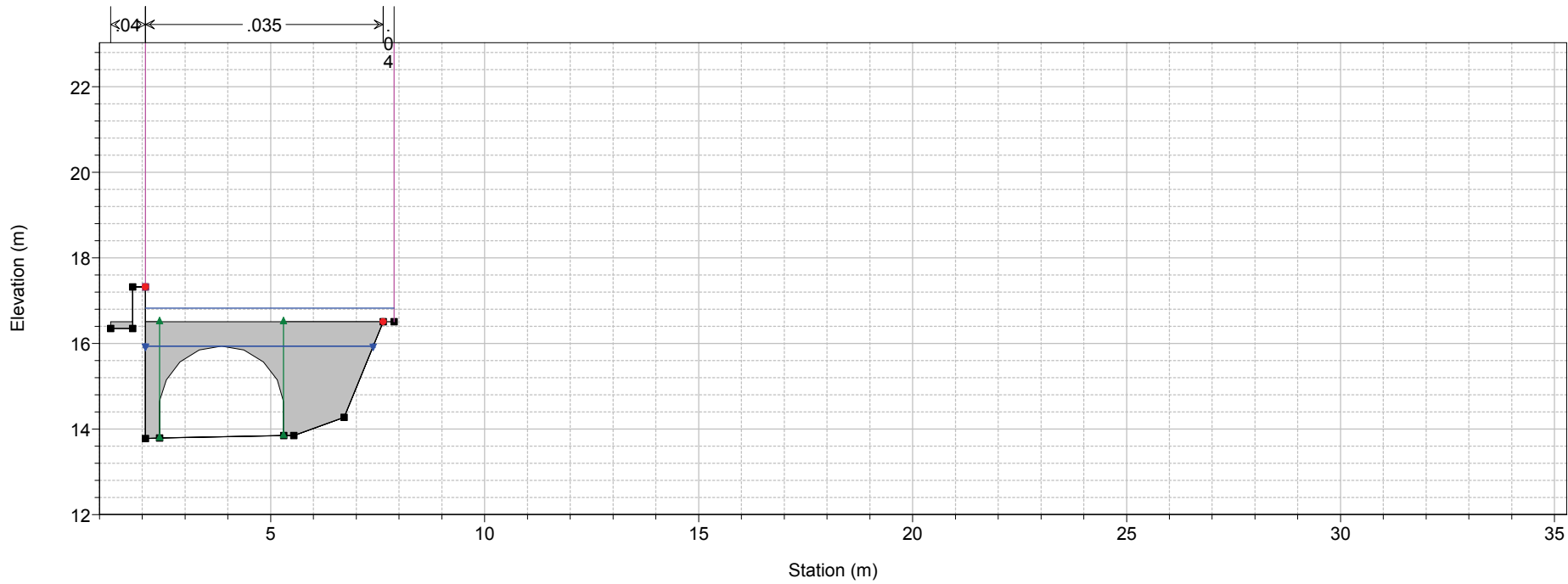
River = Iurco Reach = Iurco RS = 15 Sez. 4



1 cm Horiz. = 1.5 m 1 cm Vert. = 1.5 m

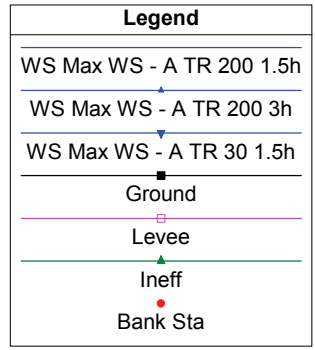
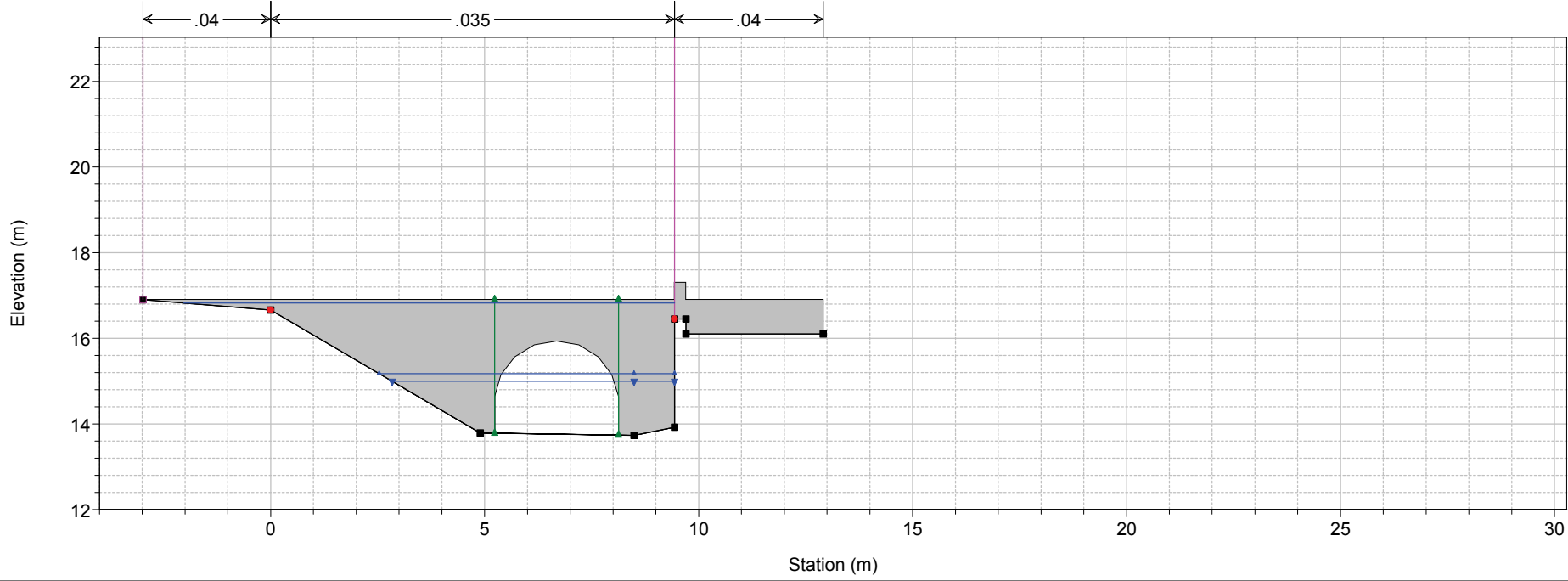
1) A TR 200 1.5h 2) A TR 200 3h 3) A TR 30 1.5h

River = Iurco Reach = Iurco RS = 14.5 BR



1) A TR 200 1.5h 2) A TR 200 3h 3) A TR 30 1.5h

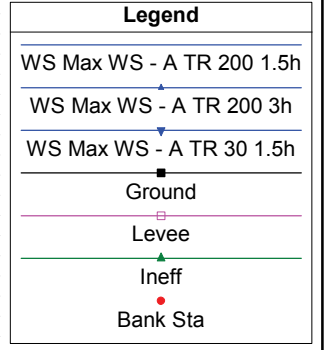
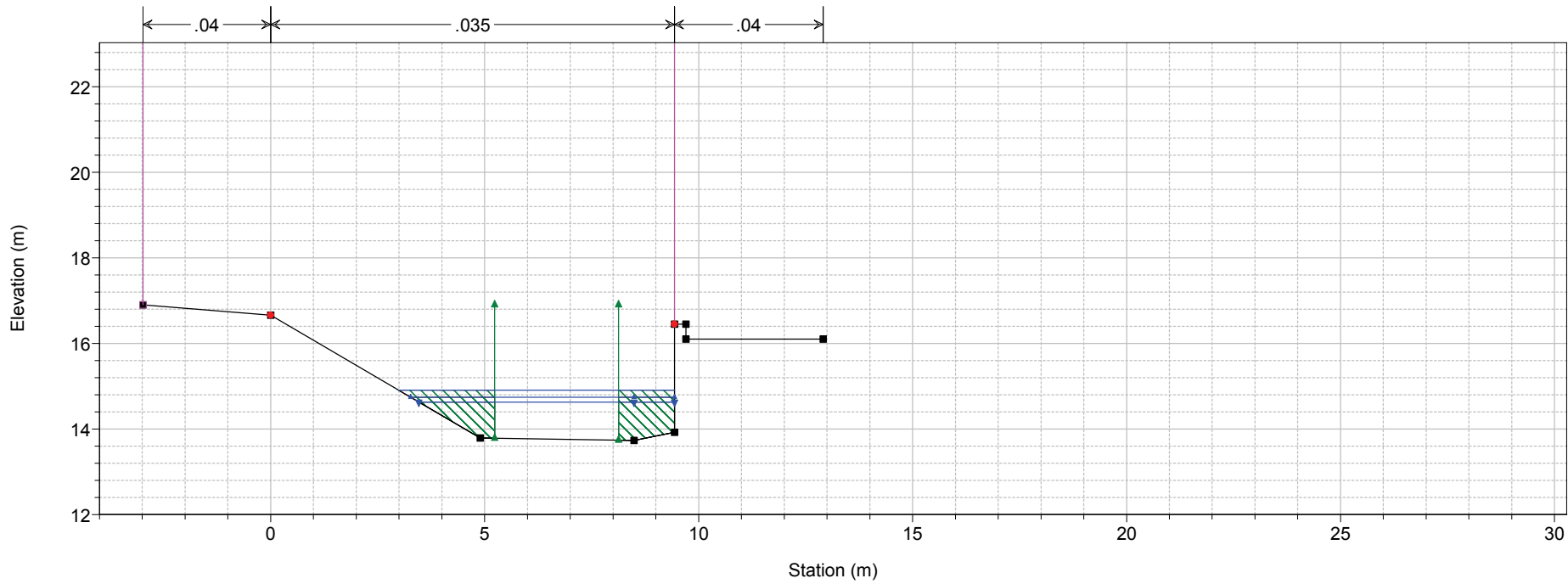
River = Iurco Reach = Iurco RS = 14.5 BR



1 cm Horiz. = 1.5 m 1 cm Vert. = 1.5 m

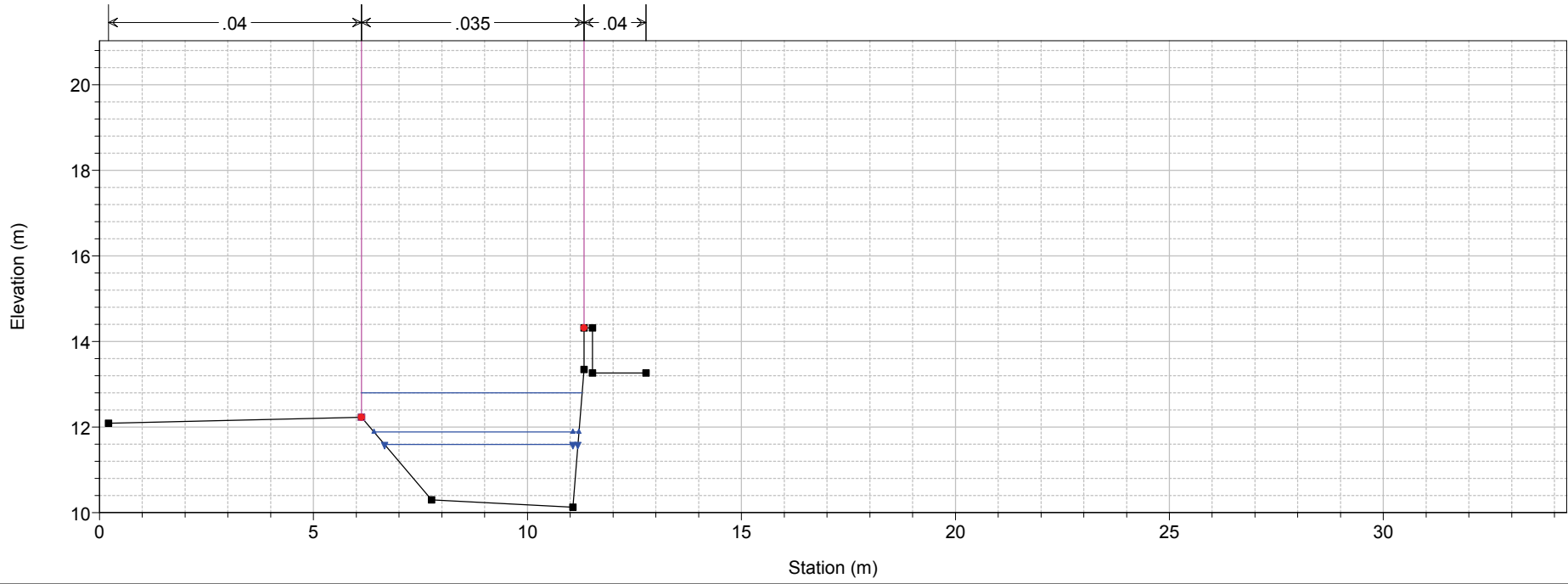
1) A TR 200 1.5h 2) A TR 200 3h 3) A TR 30 1.5h

River = Iurco Reach = Iurco RS = 14 Sez. 5



1) A TR 200 1.5h 2) A TR 200 3h 3) A TR 30 1.5h

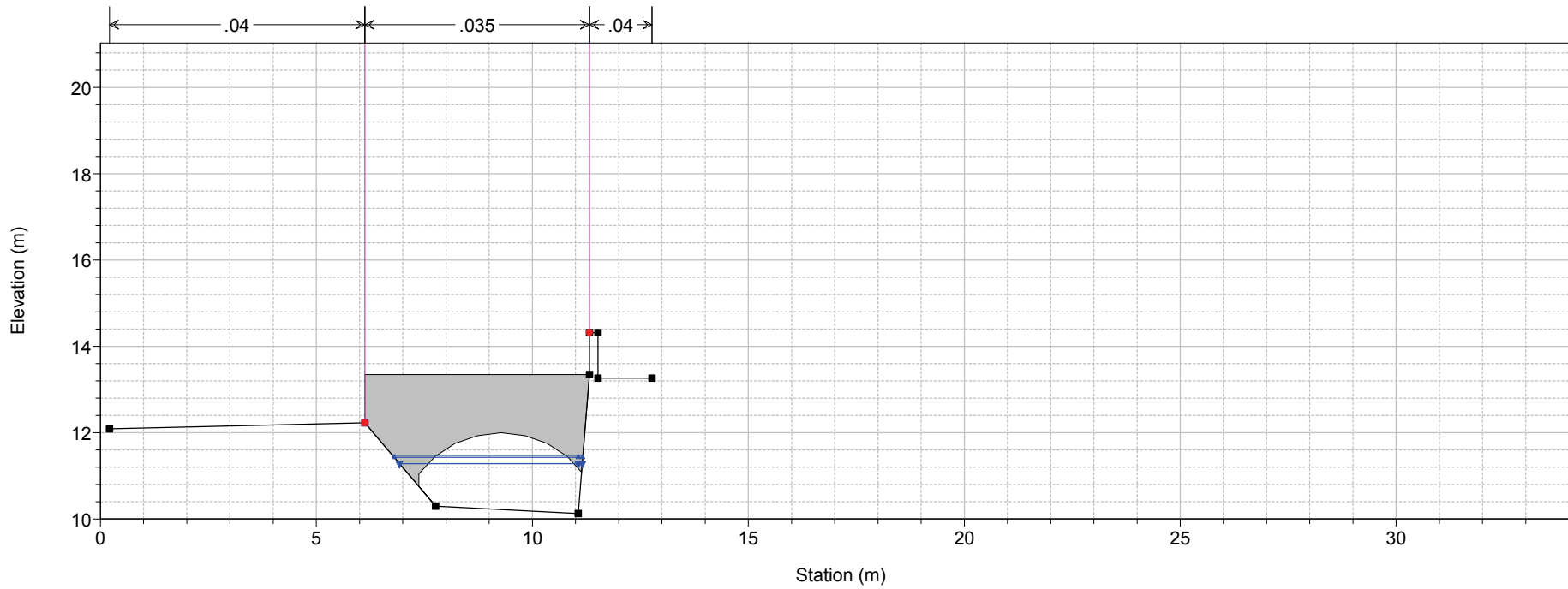
River = Iurco Reach = Iurco RS = 13 Sez. 6



1 cm Horiz. = 1.5 m 1 cm Vert. = 1.5 m

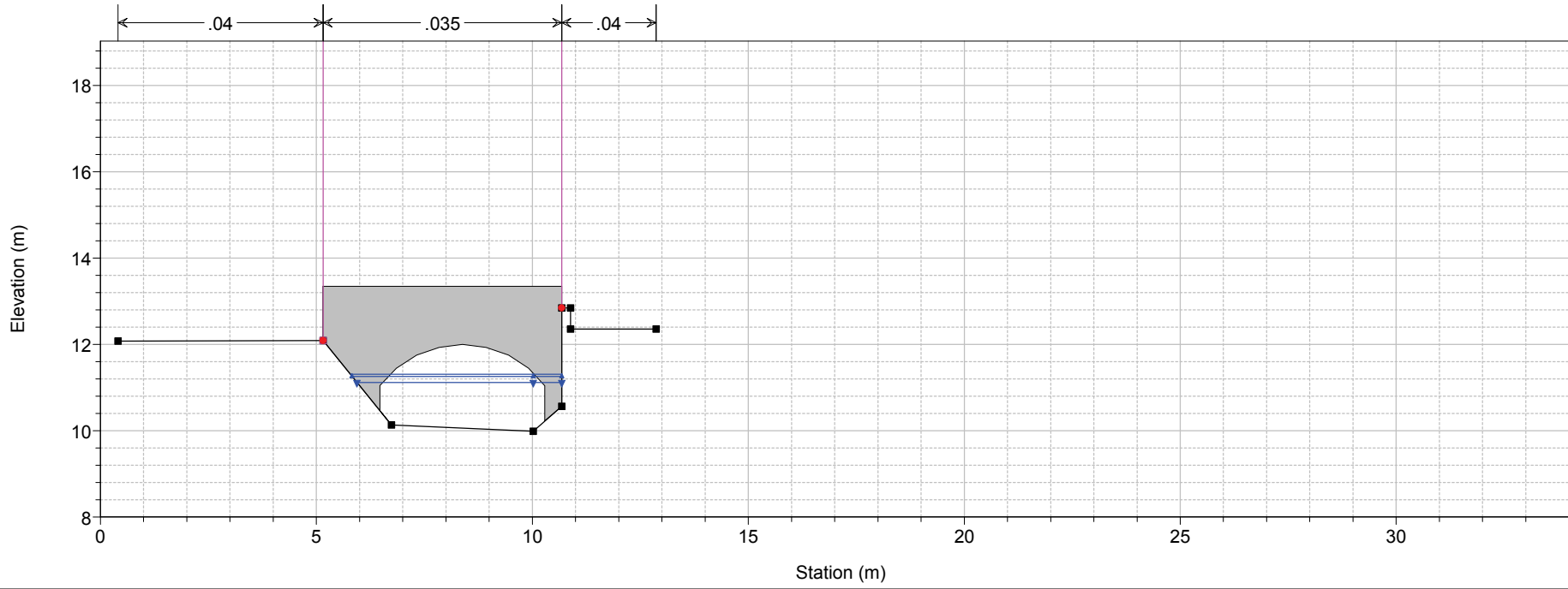
1) A TR 200 1.5h 2) A TR 200 3h 3) A TR 30 1.5h

River = Iurco Reach = Iurco RS = 12.5 BR



1) A TR 200 1.5h 2) A TR 200 3h 3) A TR 30 1.5h


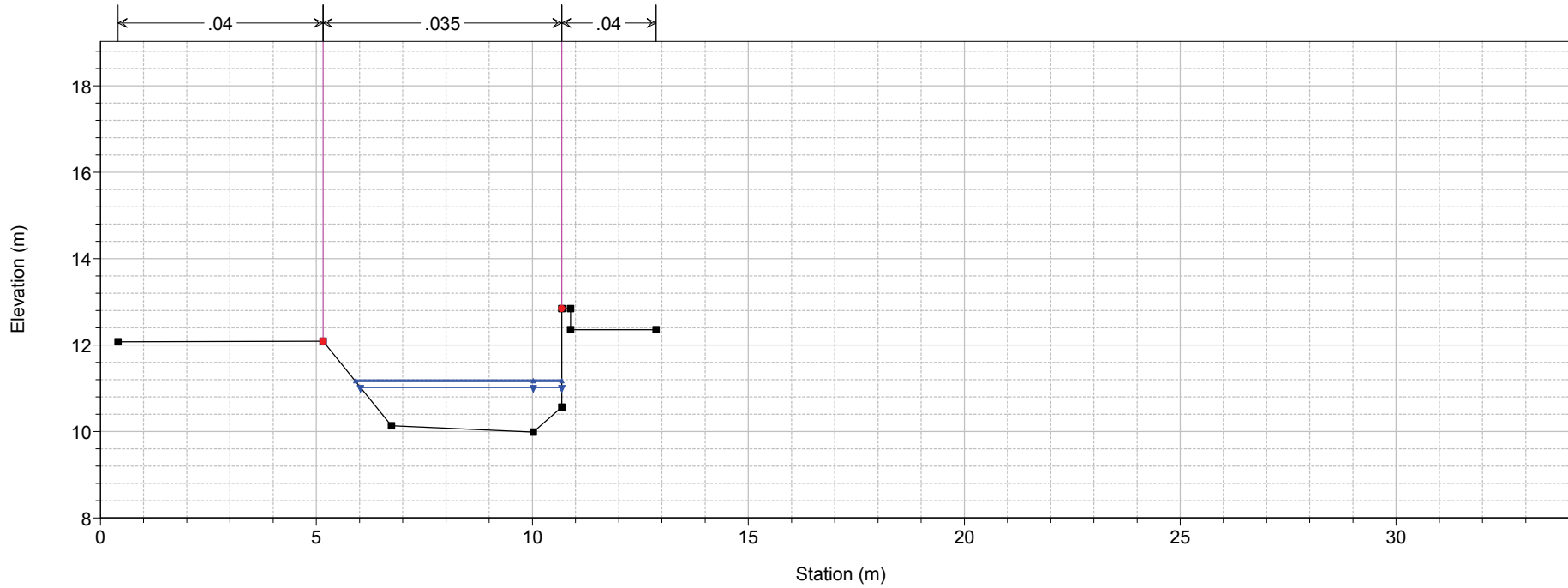
River = Iurco Reach = Iurco RS = 12.5 BR



1 cm Horiz. = 1.5 m 1 cm Vert. = 1.5 m

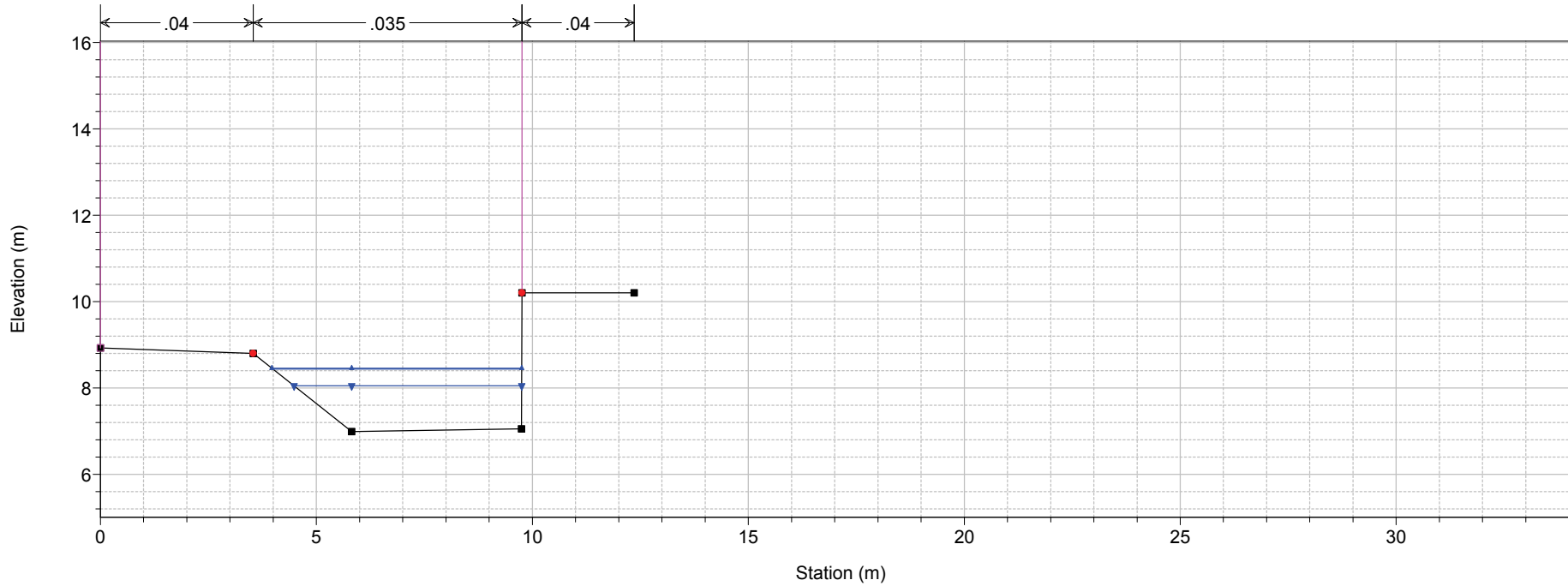
1) A TR 200 1.5h 2) A TR 200 3h 3) A TR 30 1.5h

River = lurco Reach = lurco RS = 12 Sez. 7



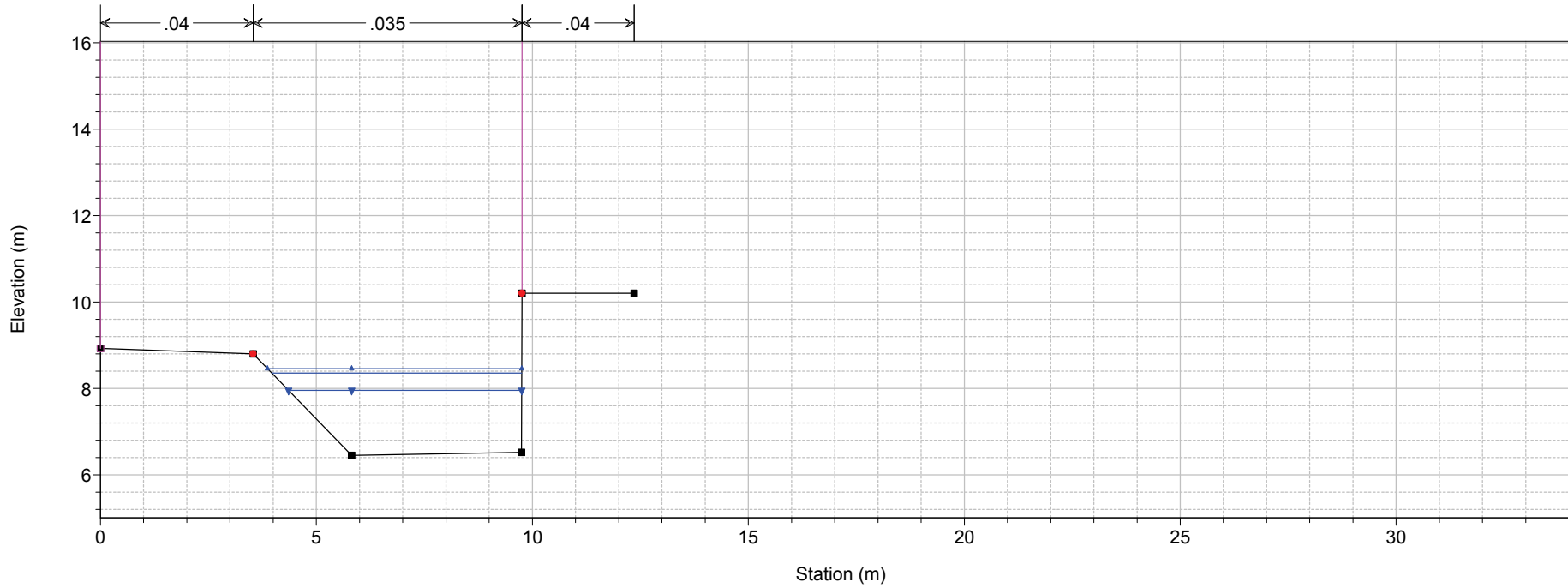
1) A TR 200 1.5h 2) A TR 200 3h 3) A TR 30 1.5h

River = lurco Reach = lurco RS = 11 Sez. 8



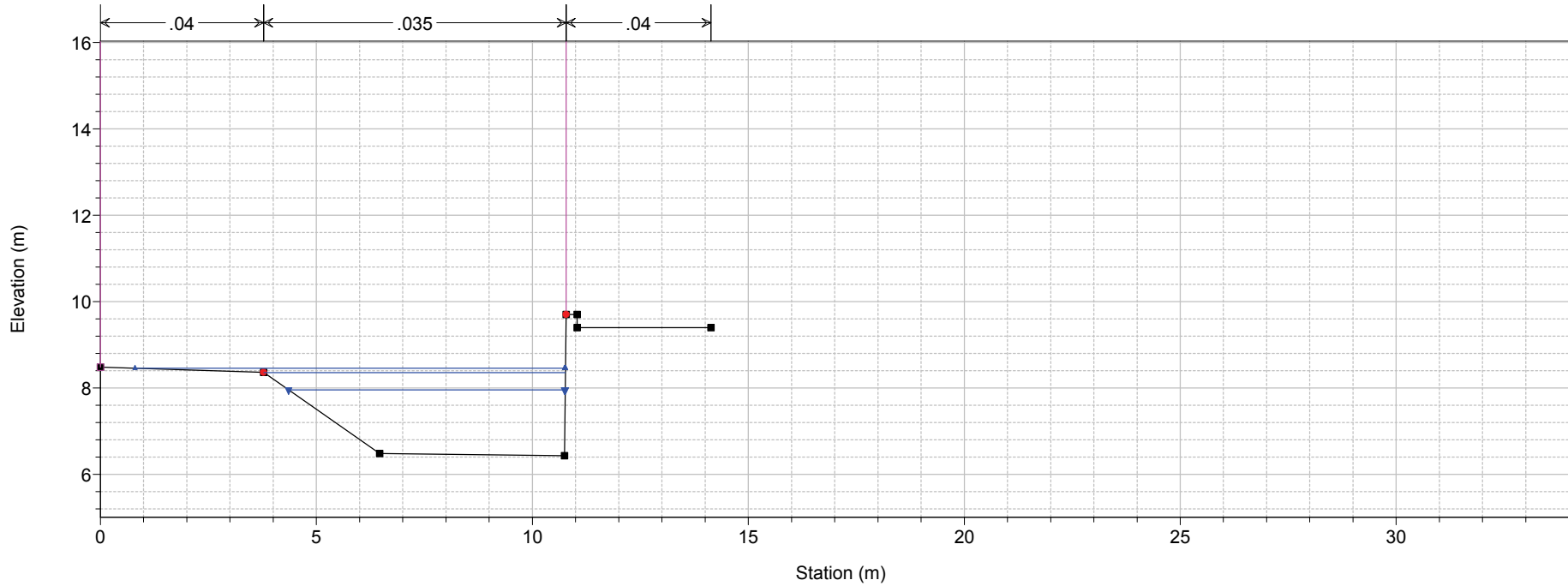
1) A TR 200 1.5h 2) A TR 200 3h 3) A TR 30 1.5h

River = lurco Reach = lurco RS = 10.8



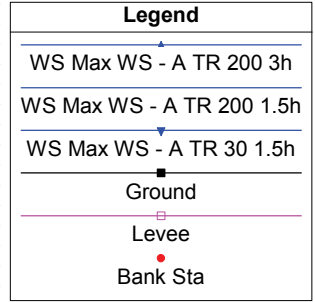
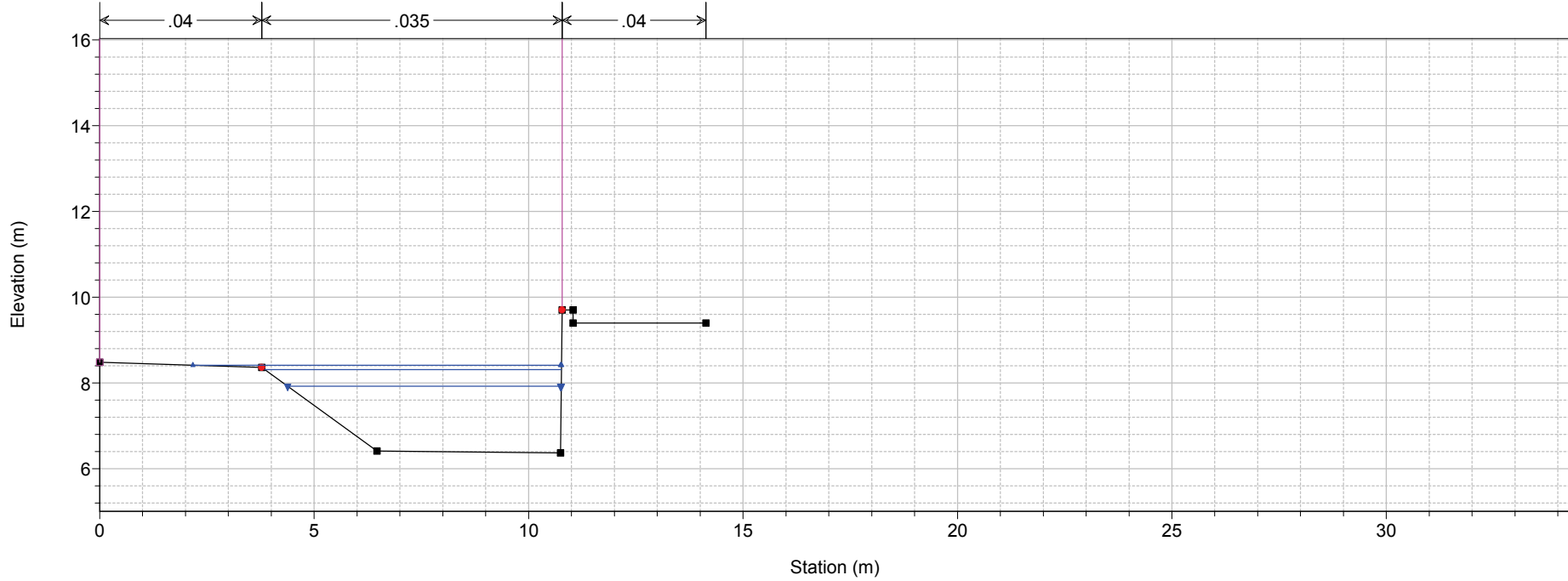
1) A TR 200 1.5h 2) A TR 200 3h 3) A TR 30 1.5h

River = lurco Reach = lurco_valle RS = 10.2



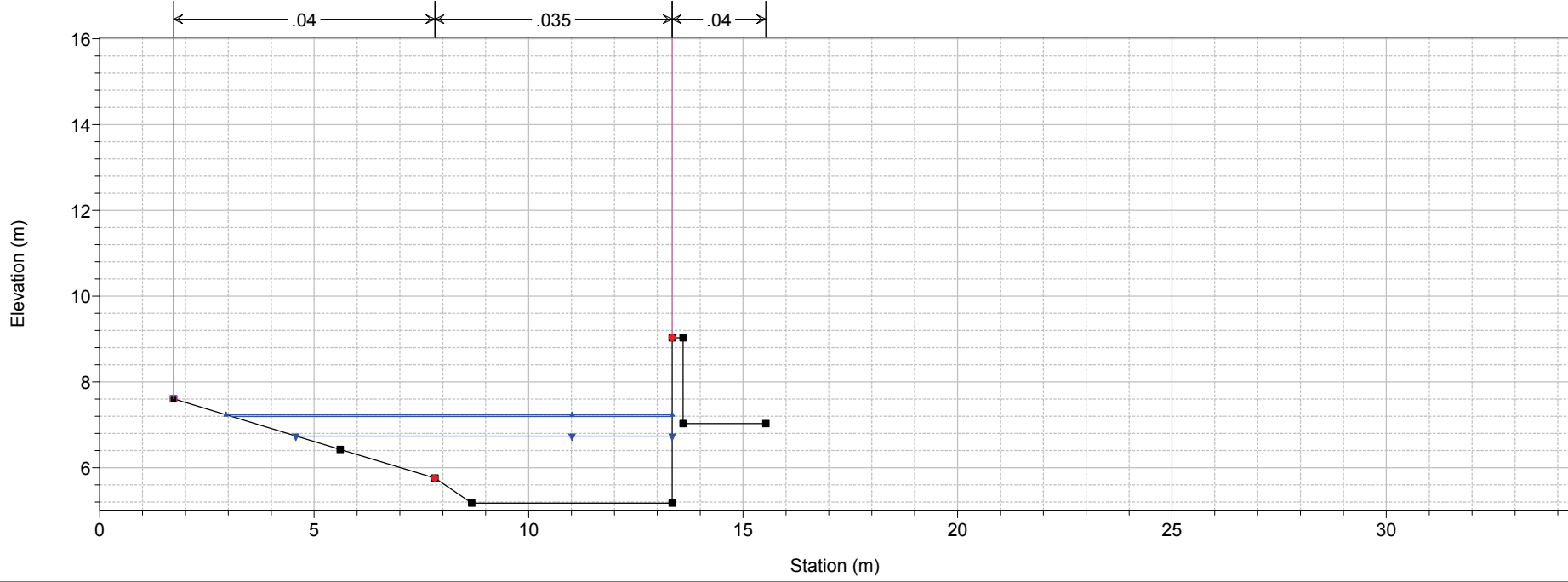
1) A TR 200 1.5h 2) A TR 200 3h 3) A TR 30 1.5h

River = lurco Reach = lurco_valle RS = 10 Sez. 9



1) A TR 200 1.5h 2) A TR 200 3h 3) A TR 30 1.5h

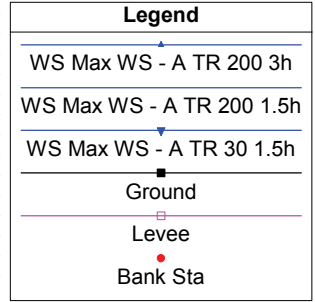
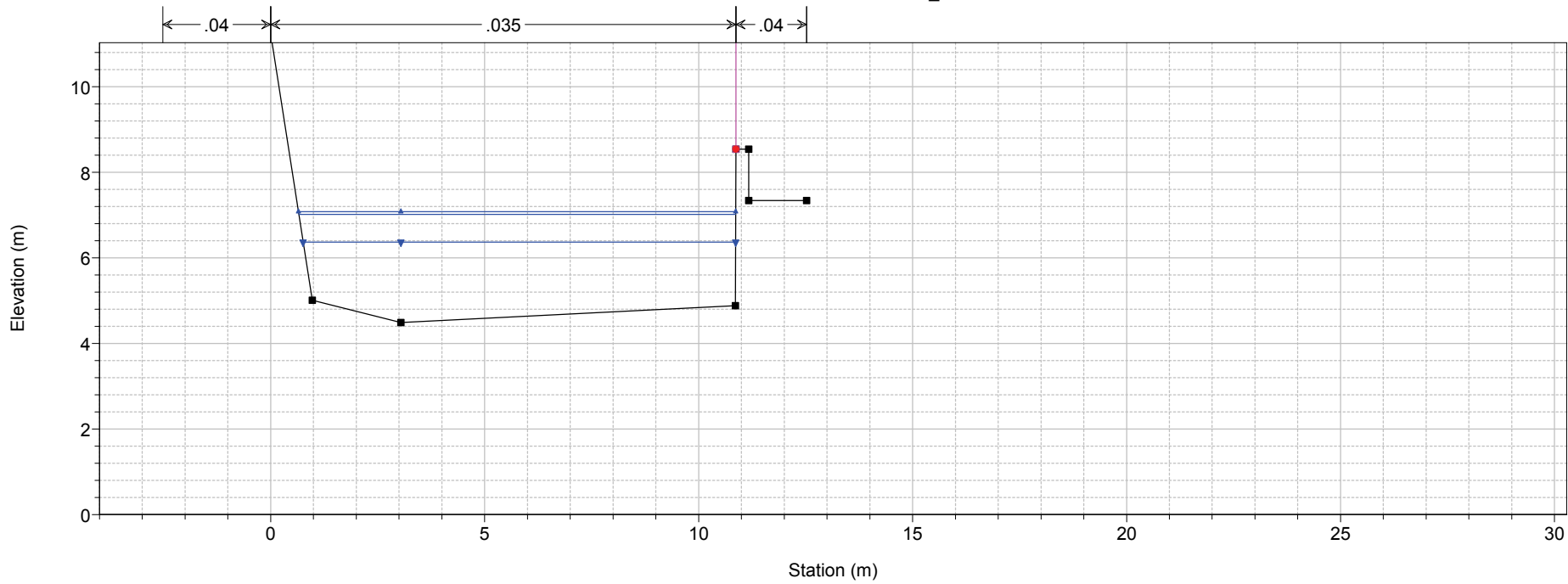
River = lurco Reach = lurco_valle RS = 9 Sez. 10



1 cm Horiz. = 1.5 m 1 cm Vert. = 1.5 m

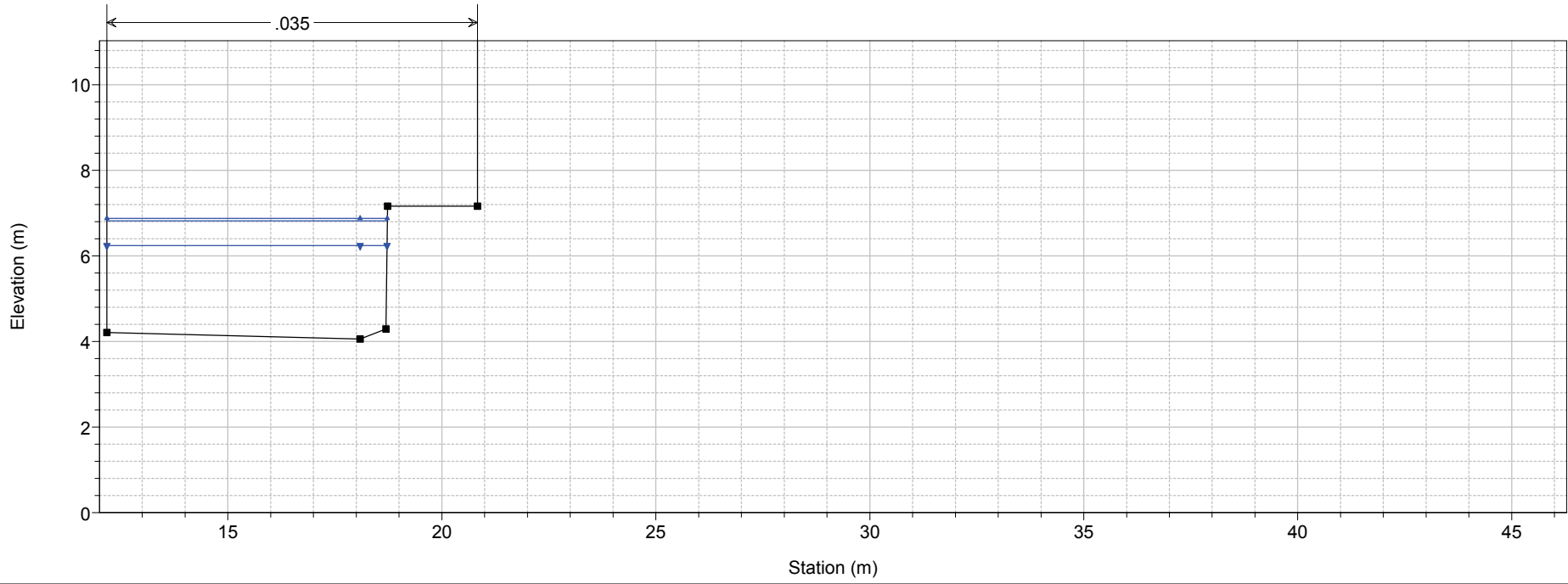
1) A TR 200 1.5h 2) A TR 200 3h 3) A TR 30 1.5h

River = lurco Reach = lurco_valle RS = 8.9 sez 1

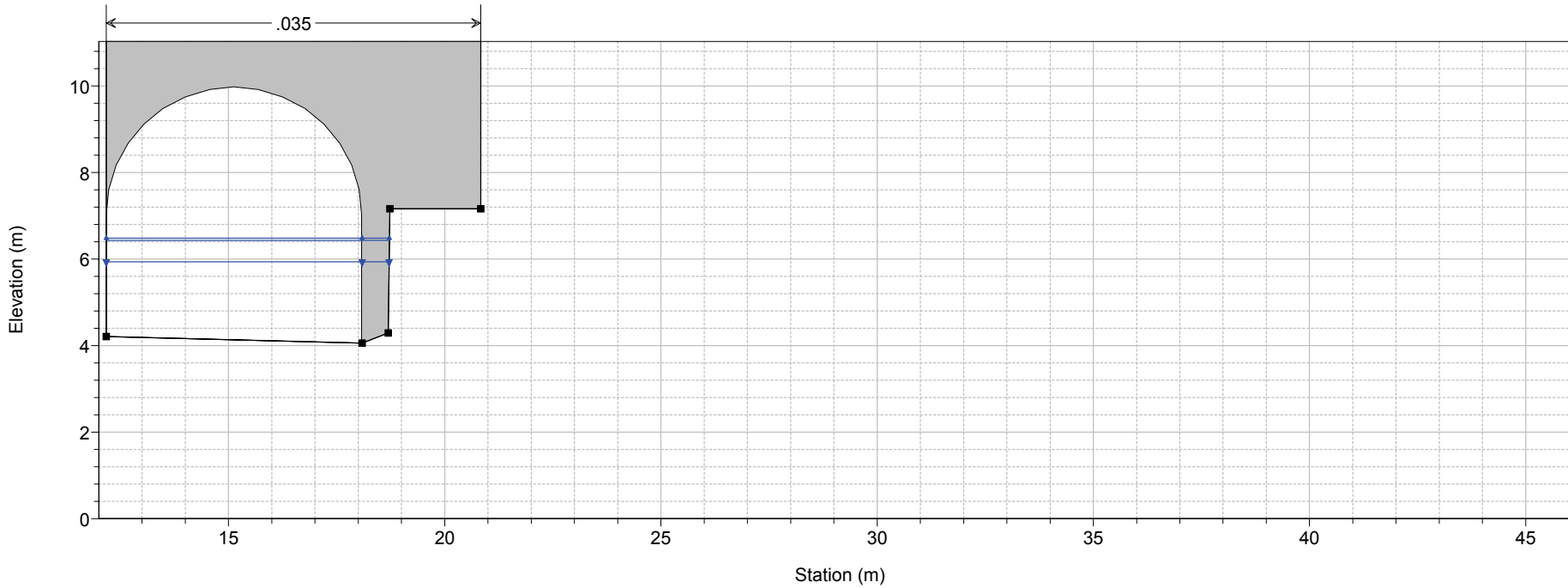


1) A TR 200 1.5h 2) A TR 200 3h 3) A TR 30 1.5h

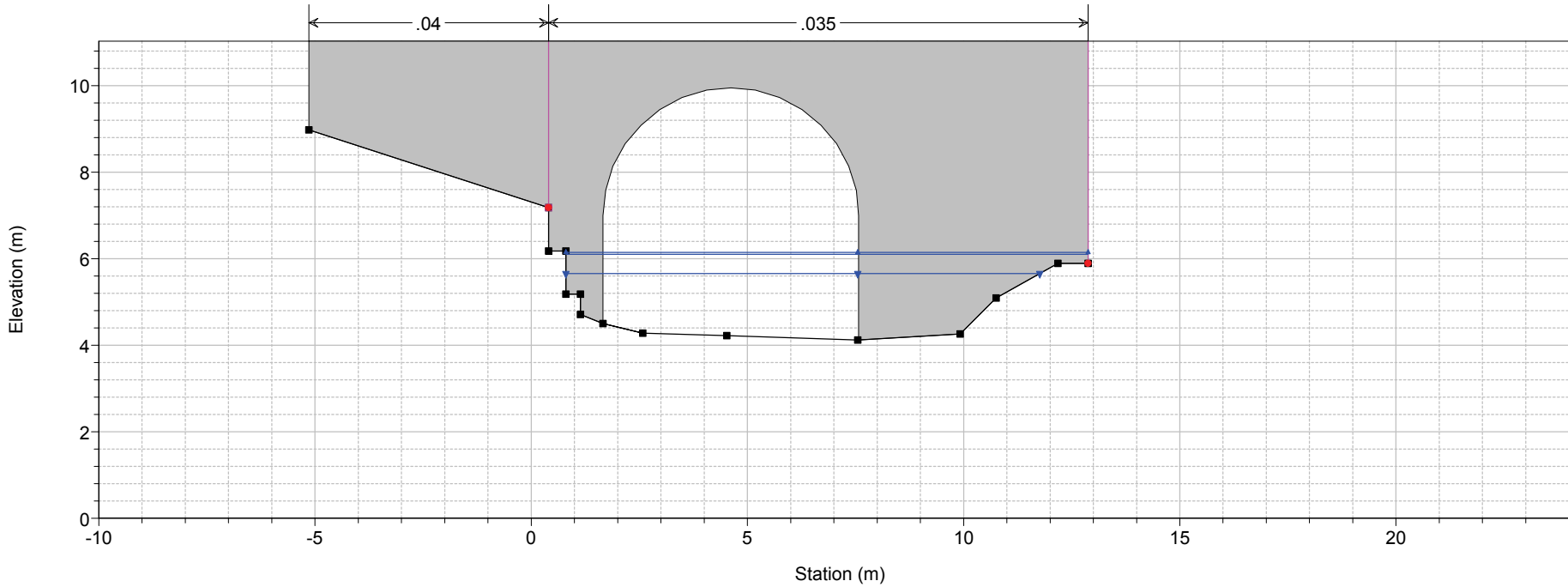
River = lurco Reach = lurco_valle RS = 8.8 sez 2




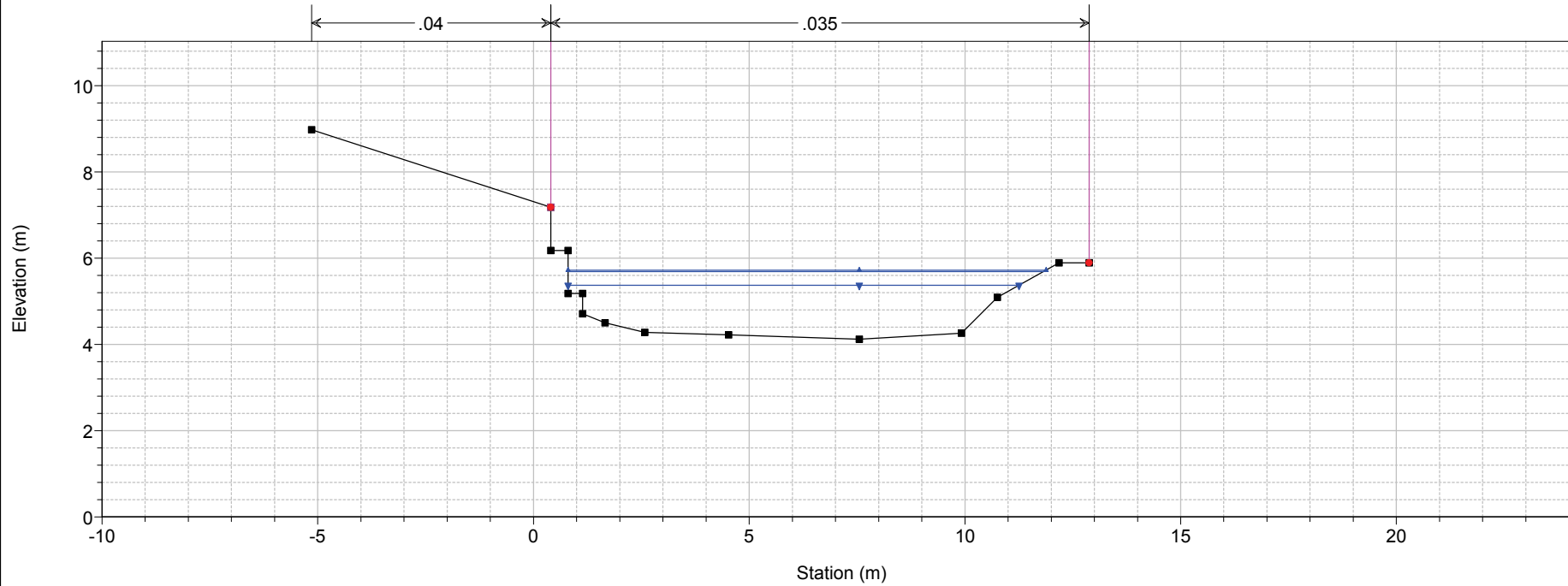
1) A TR 200 1.5h 2) A TR 200 3h 3) A TR 30 1.5h
 River = lurco Reach = lurco_valle RS = 8.6 BR




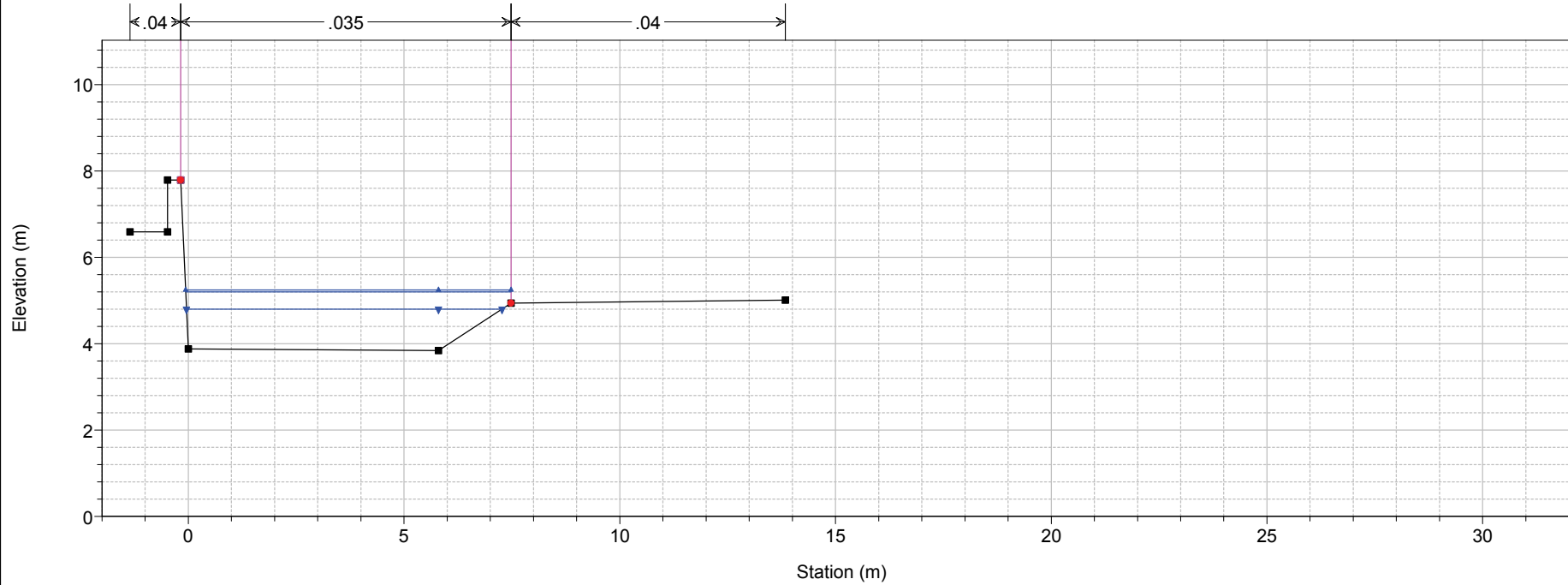
1) A TR 200 1.5h 2) A TR 200 3h 3) A TR 30 1.5h
 River = lurco Reach = lurco_valle RS = 8.6 BR



1) A TR 200 1.5h 2) A TR 200 3h 3) A TR 30 1.5h
 River = lurco Reach = lurco_valle RS = 8.47368 sez 3




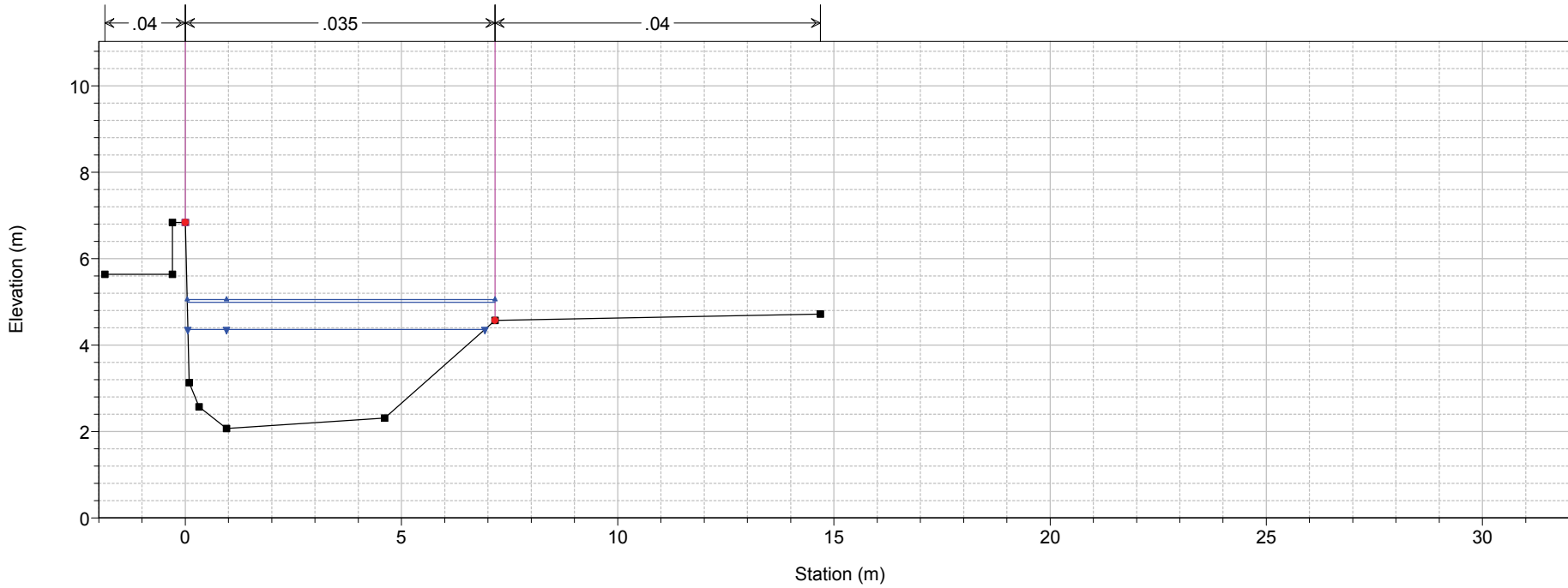
1) A TR 200 1.5h 2) A TR 200 3h 3) A TR 30 1.5h
 River = lurco Reach = lurco_valle RS = 8.4 sez 4



1 cm Horiz. = 1.5 m 1 cm Vert. = 1.5 m

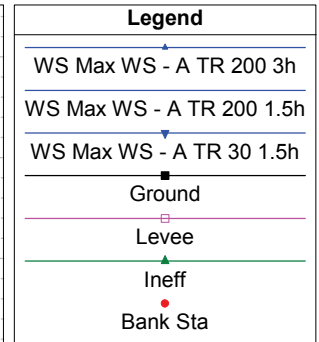
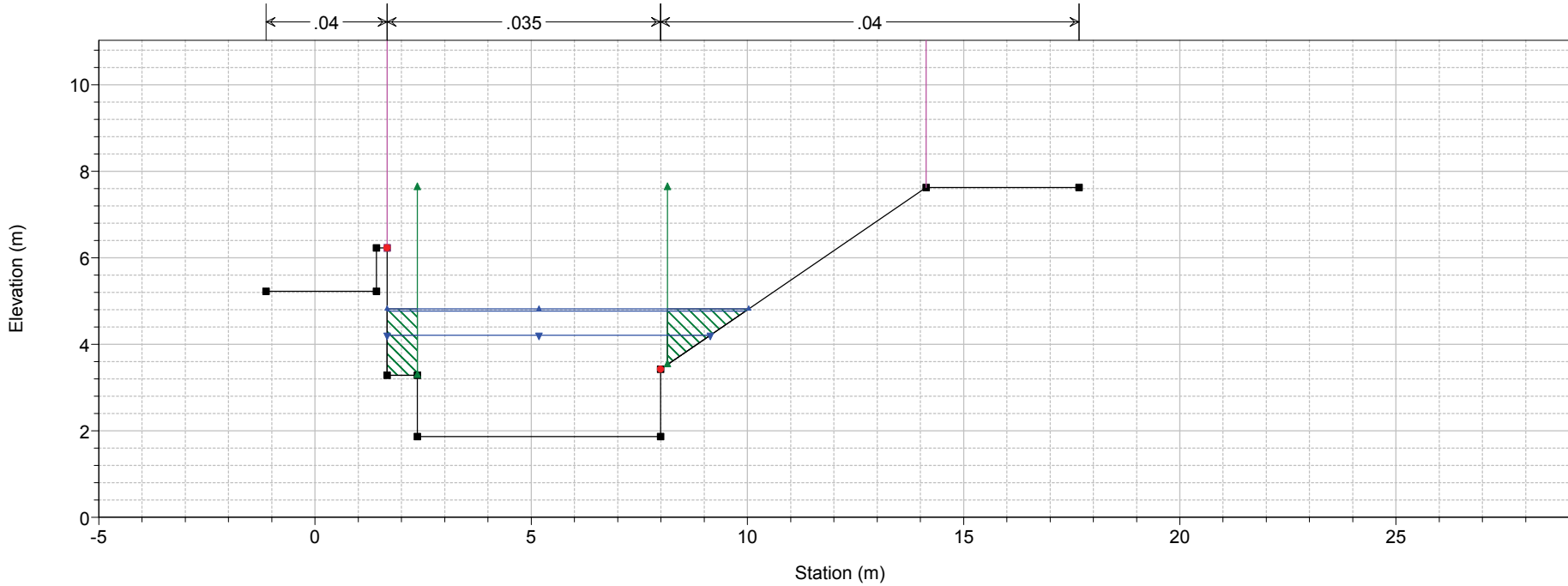
1) A TR 200 1.5h 2) A TR 200 3h 3) A TR 30 1.5h

River = lurco Reach = lurco_valle RS = 8.3



1) A TR 200 1.5h 2) A TR 200 3h 3) A TR 30 1.5h

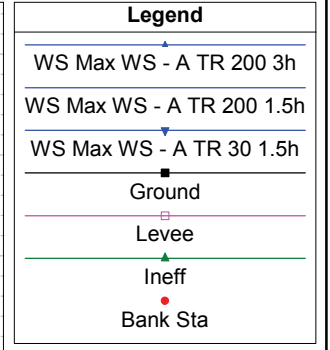
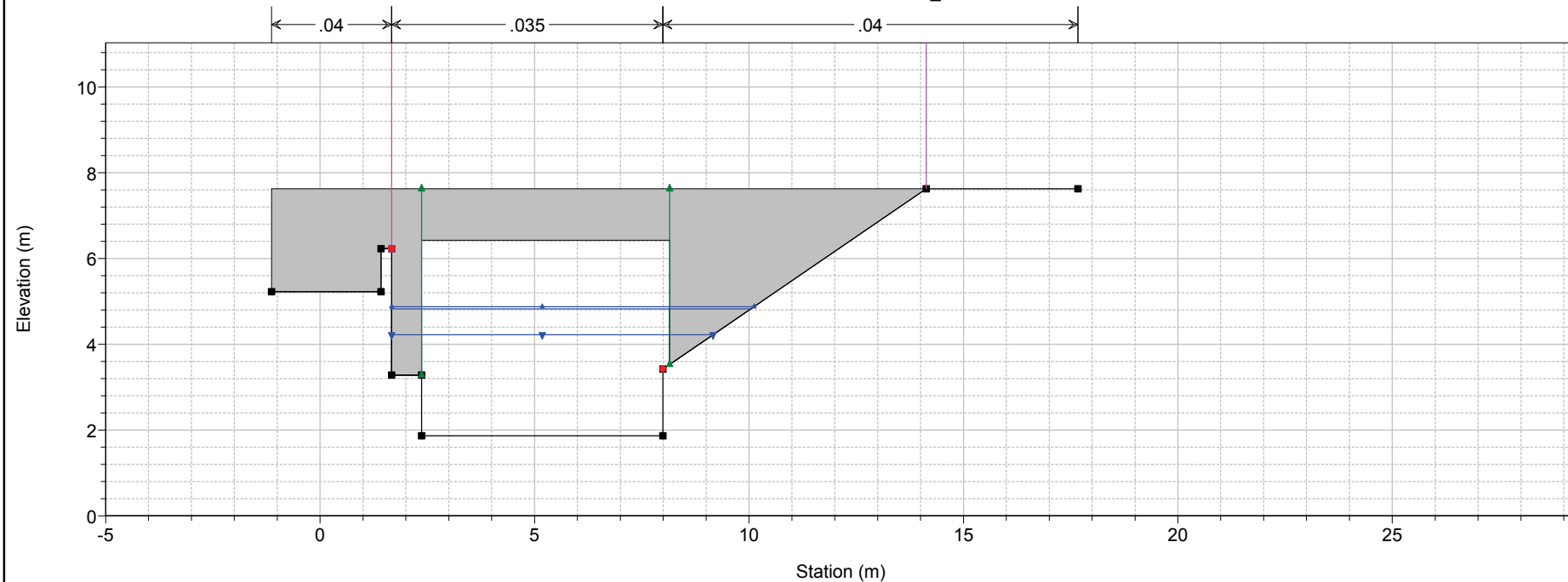
River = lurco Reach = lurco_valle RS = 8 Sez. 11



1 cm Horiz. = 1.5 m 1 cm Vert. = 1.5 m

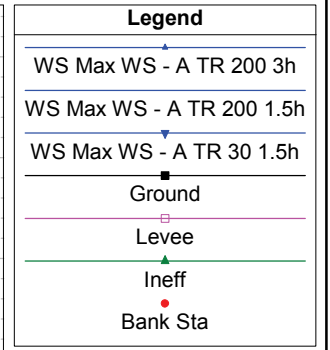
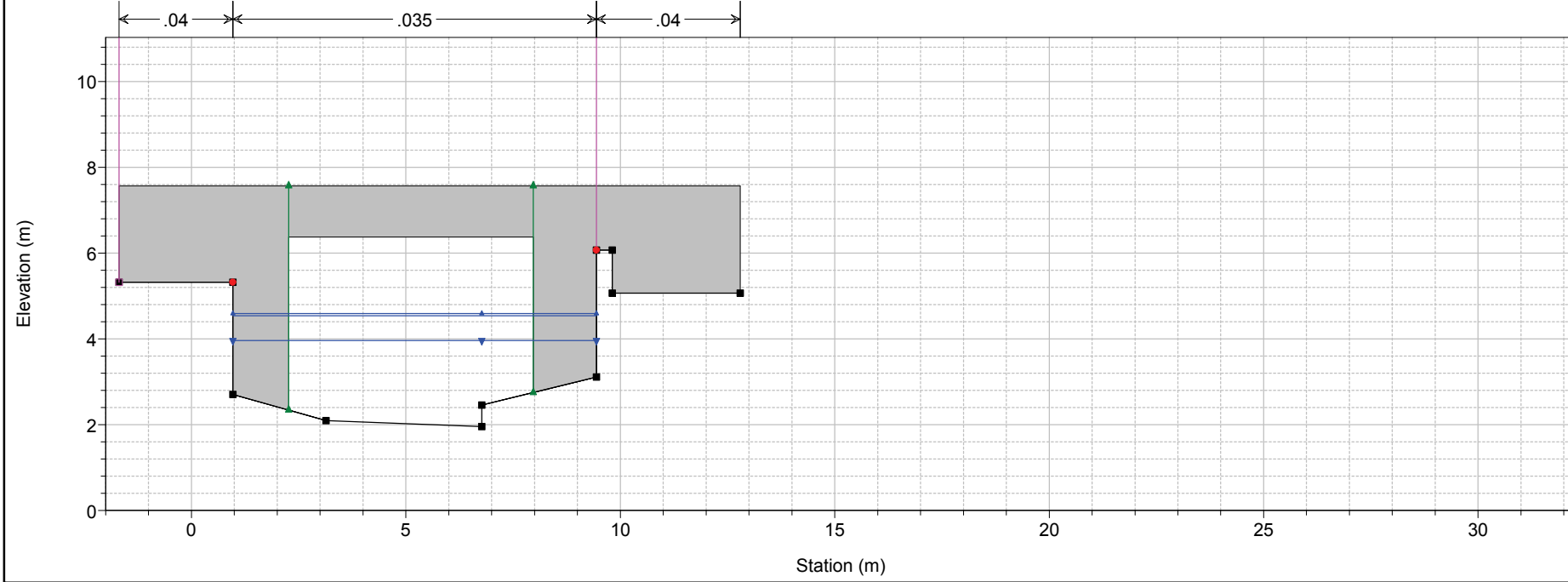
1) A TR 200 1.5h 2) A TR 200 3h 3) A TR 30 1.5h

River = lurco Reach = lurco_valle RS = 7.5 BR



1) A TR 200 1.5h 2) A TR 200 3h 3) A TR 30 1.5h

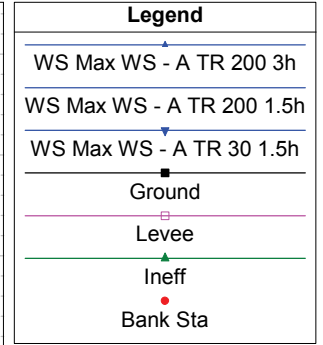
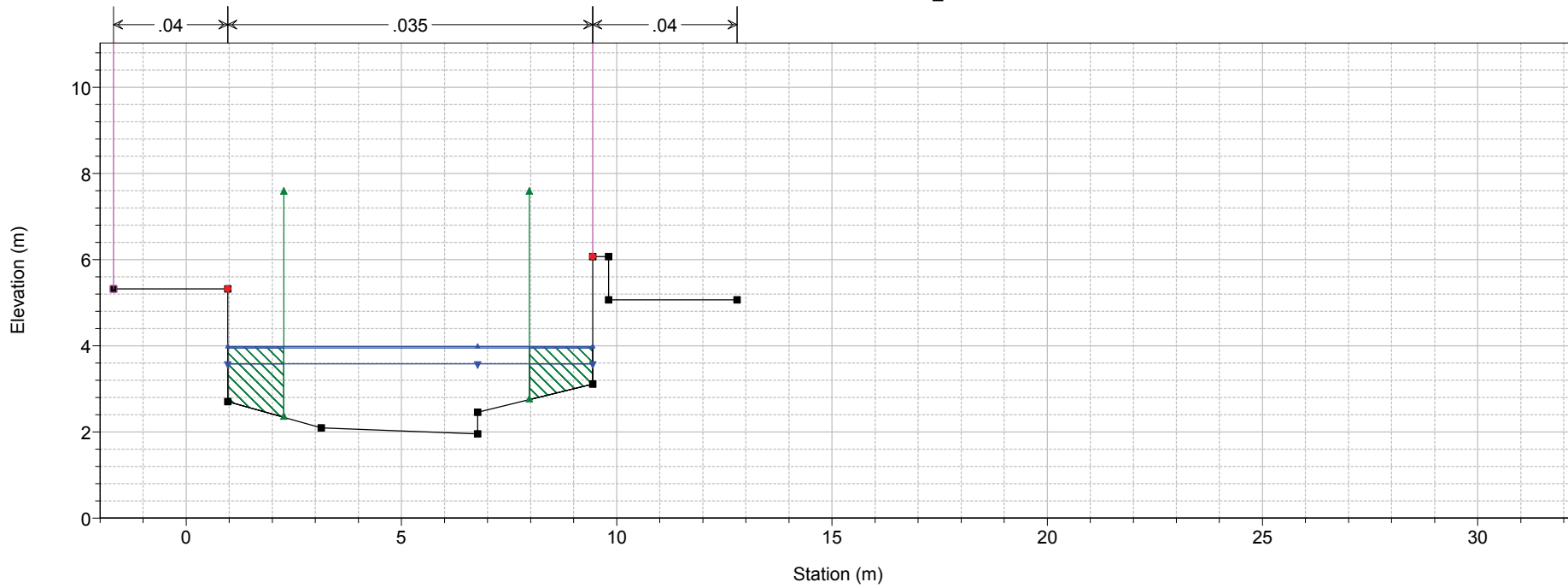
River = lurco Reach = lurco_valle RS = 7.5 BR



1 cm Horiz. = 1.5 m 1 cm Vert. = 1.5 m

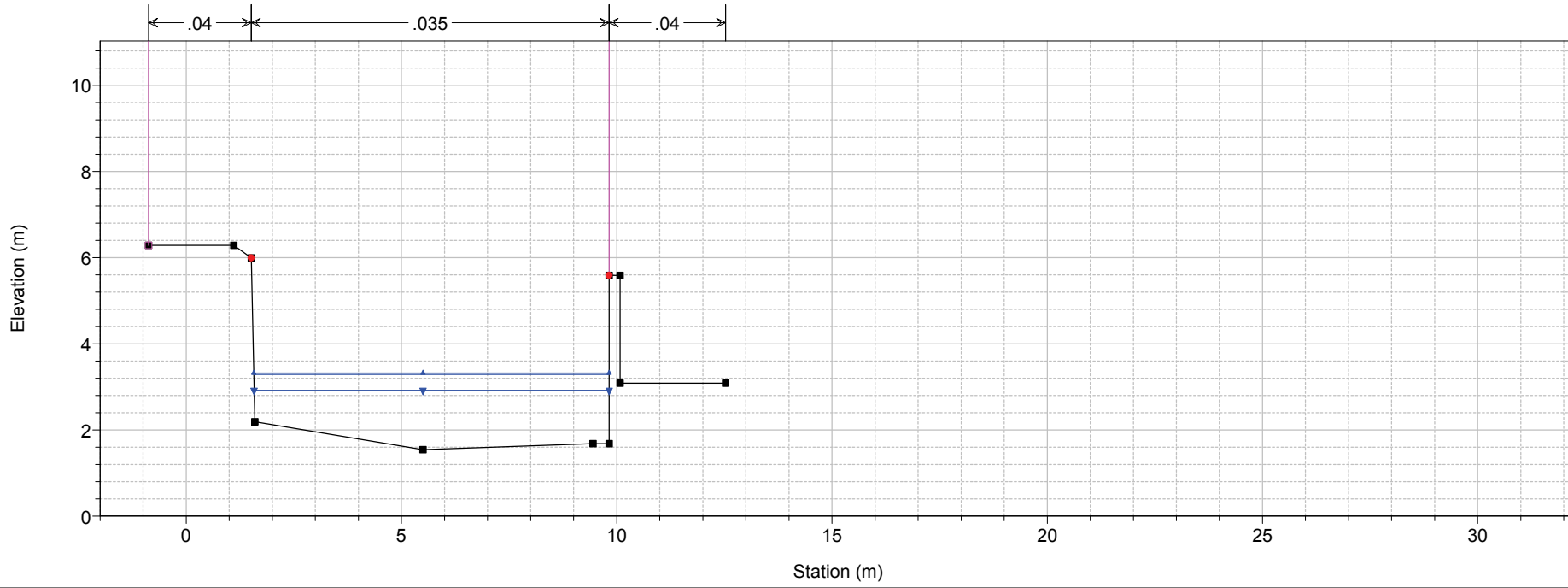
1) A TR 200 1.5h 2) A TR 200 3h 3) A TR 30 1.5h

River = lurco Reach = lurco_valle RS = 7 Sez. 12



1) A TR 200 1.5h 2) A TR 200 3h 3) A TR 30 1.5h


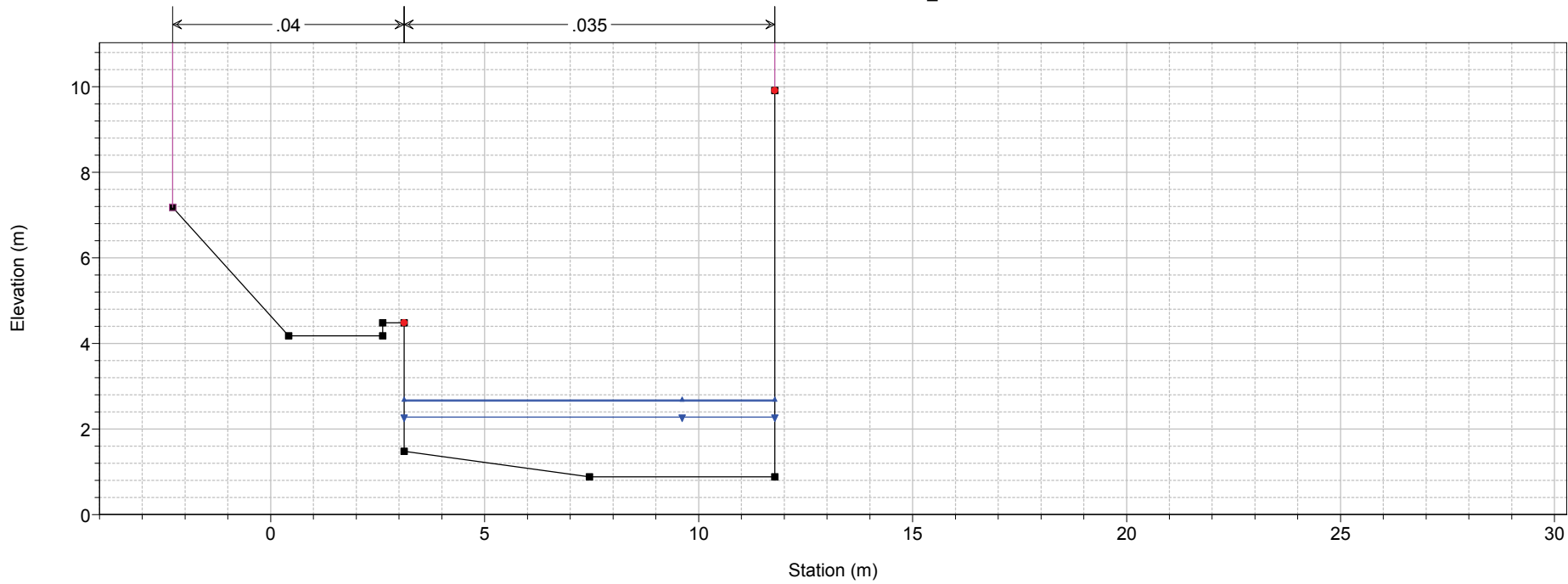
River = lurco Reach = lurco_valle RS = 6 Sez. 13



1 cm Horiz. = 1.5 m 1 cm Vert. = 1.5 m

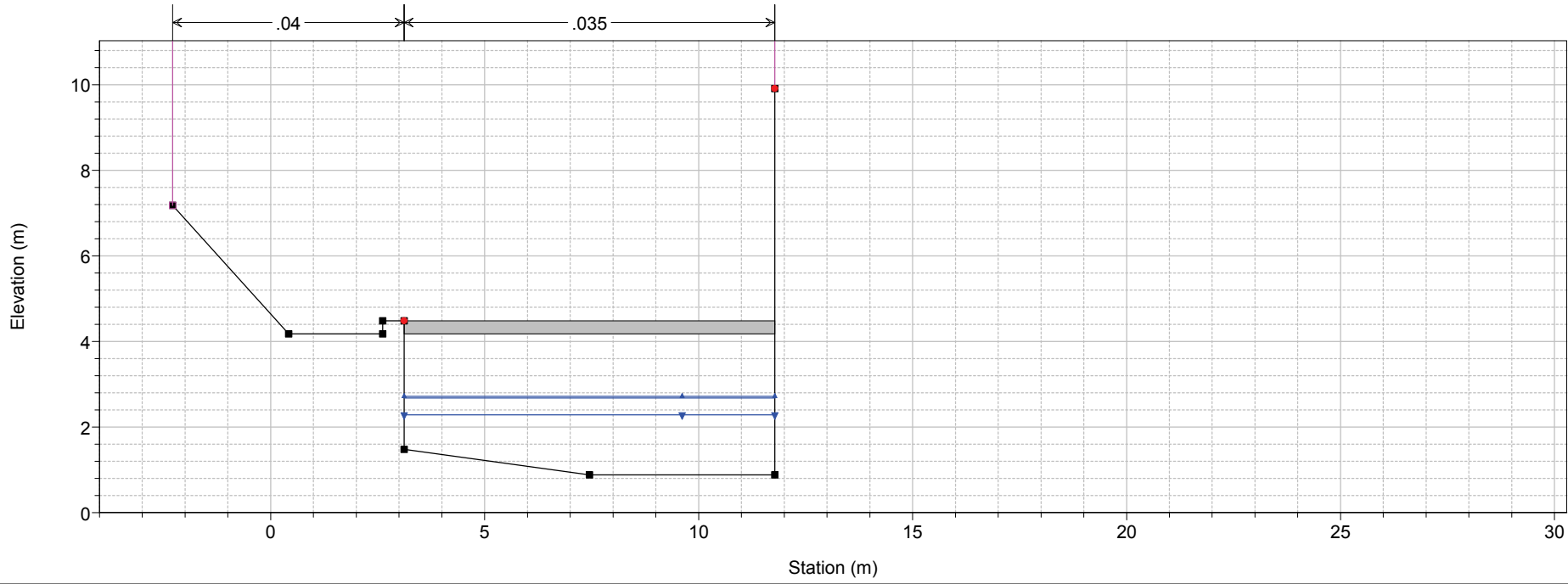
1) A TR 200 1.5h 2) A TR 200 3h 3) A TR 30 1.5h

River = lurco Reach = lurco_valle RS = 5 Sez. 14



1) A TR 200 1.5h 2) A TR 200 3h 3) A TR 30 1.5h


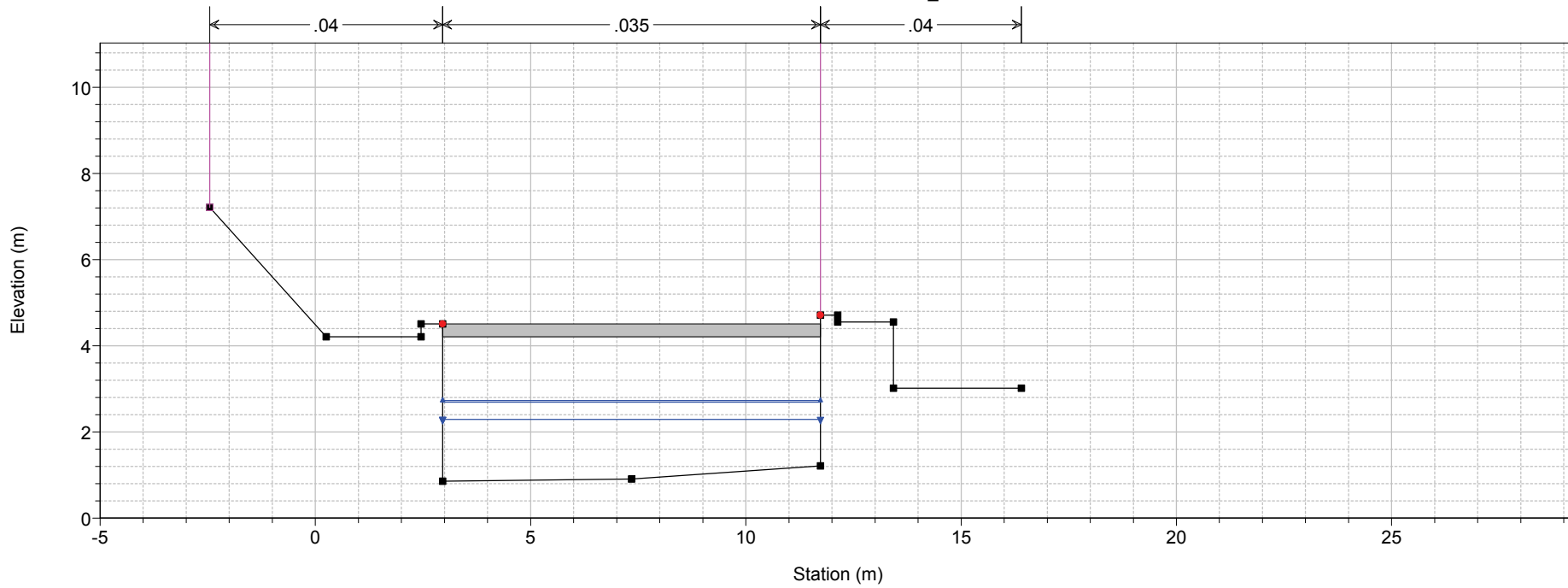
River = lurco Reach = lurco_valle RS = 4.5 BR



1 cm Horiz. = 1.5 m 1 cm Vert. = 1.5 m

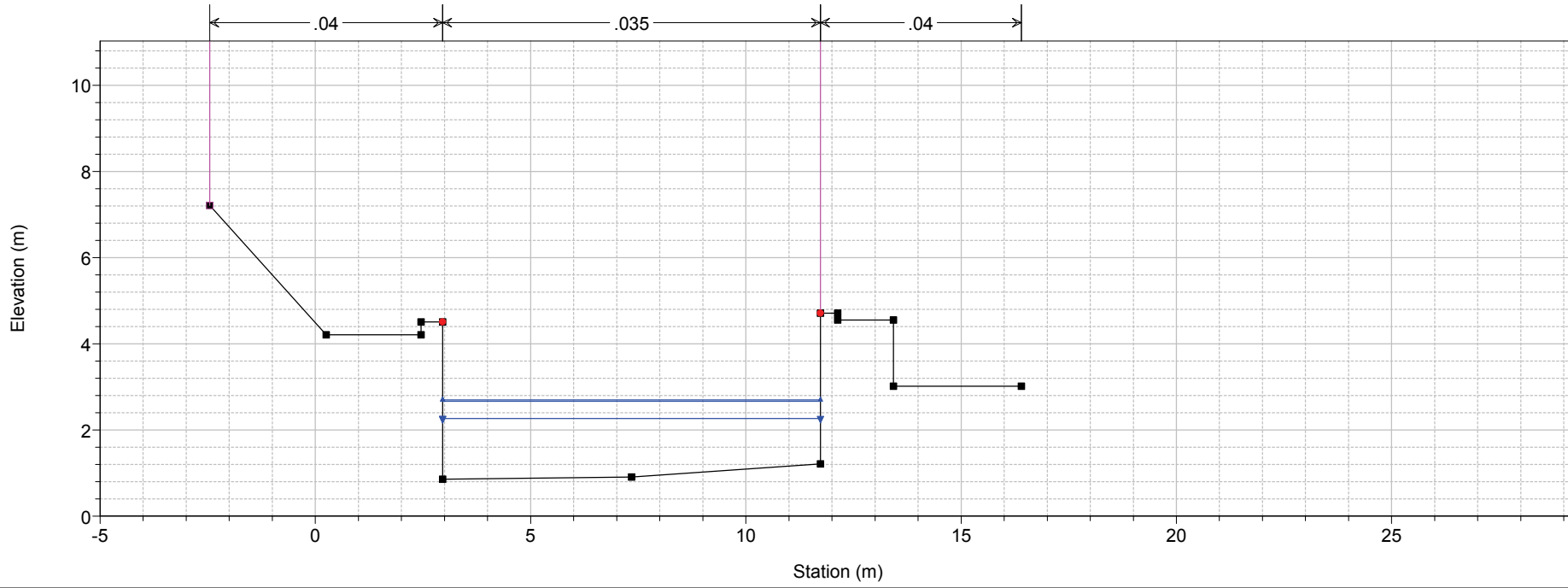
1) A TR 200 1.5h 2) A TR 200 3h 3) A TR 30 1.5h

River = lurco Reach = lurco_valle RS = 4.5 BR



1) A TR 200 1.5h 2) A TR 200 3h 3) A TR 30 1.5h

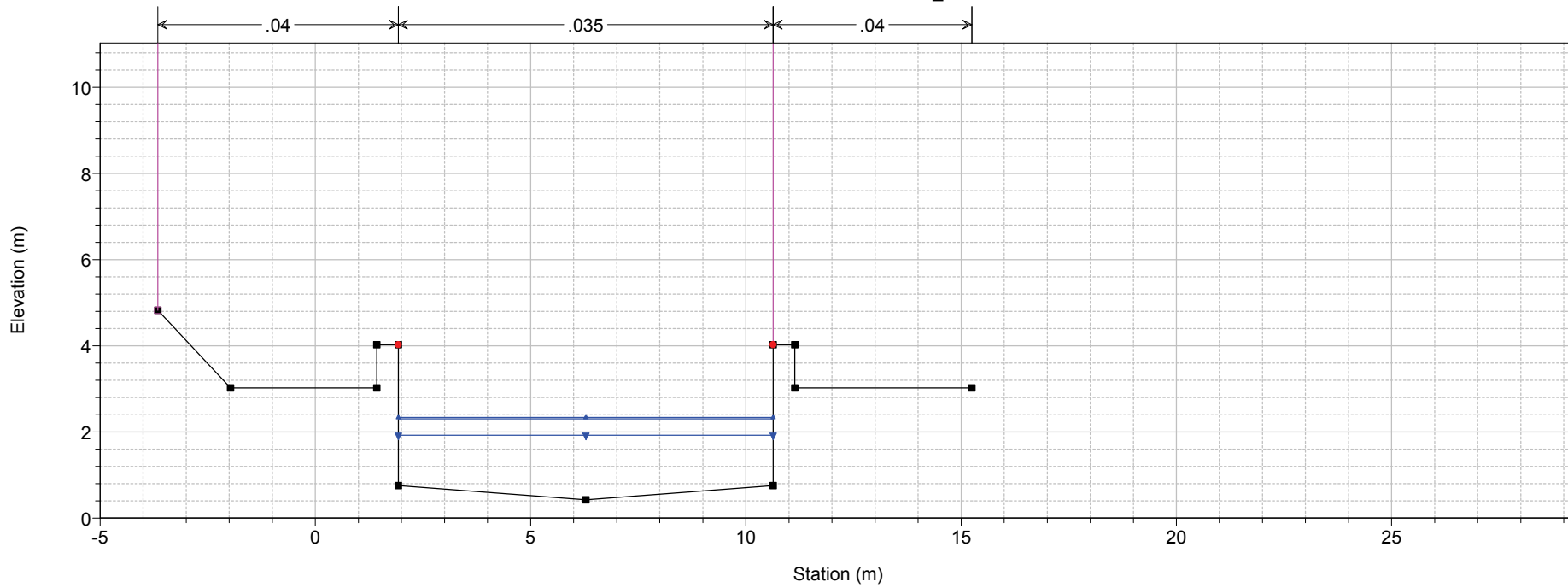
River = lurco Reach = lurco_valle RS = 4 Sez. 15



1 cm Horiz. = 1.5 m 1 cm Vert. = 1.5 m

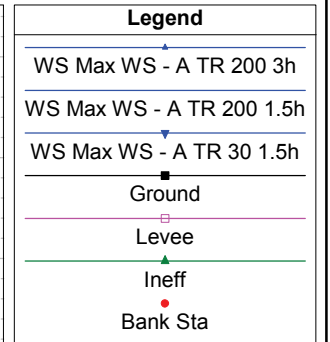
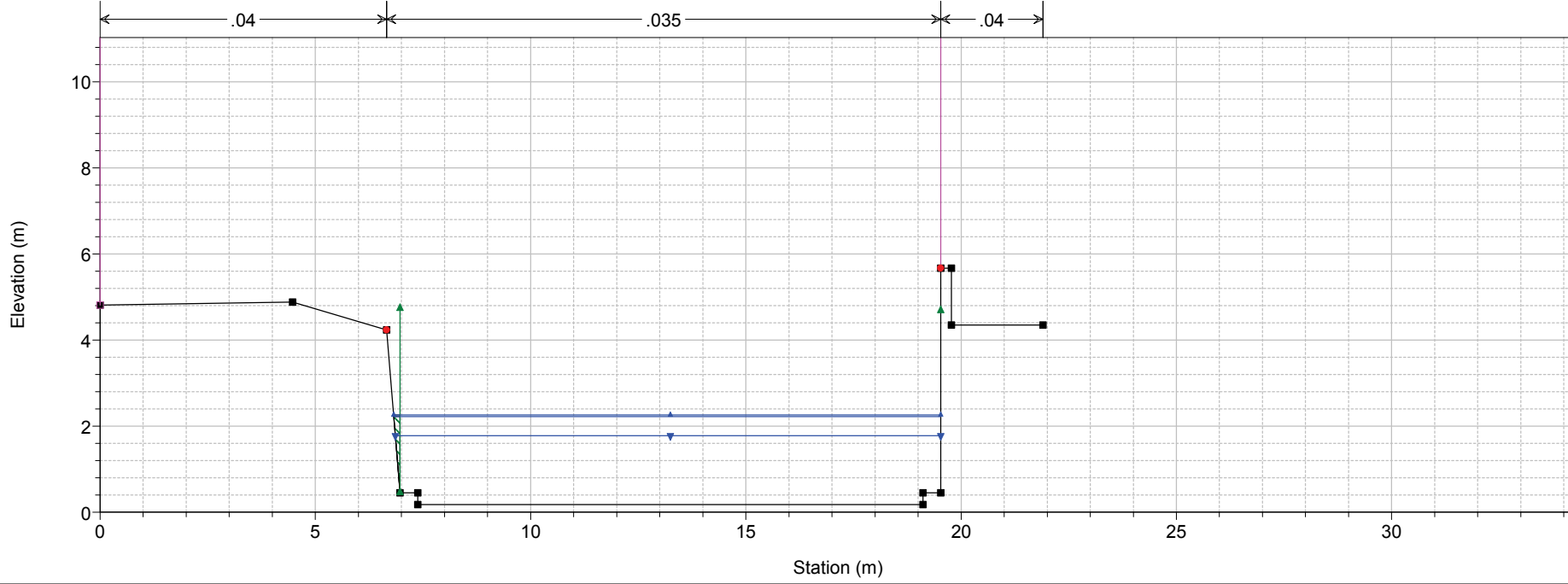
1) A TR 200 1.5h 2) A TR 200 3h 3) A TR 30 1.5h

River = lurco Reach = lurco_valle RS = 3 Sez. 16



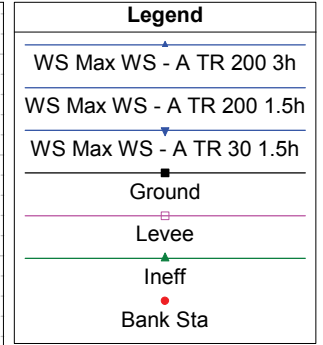
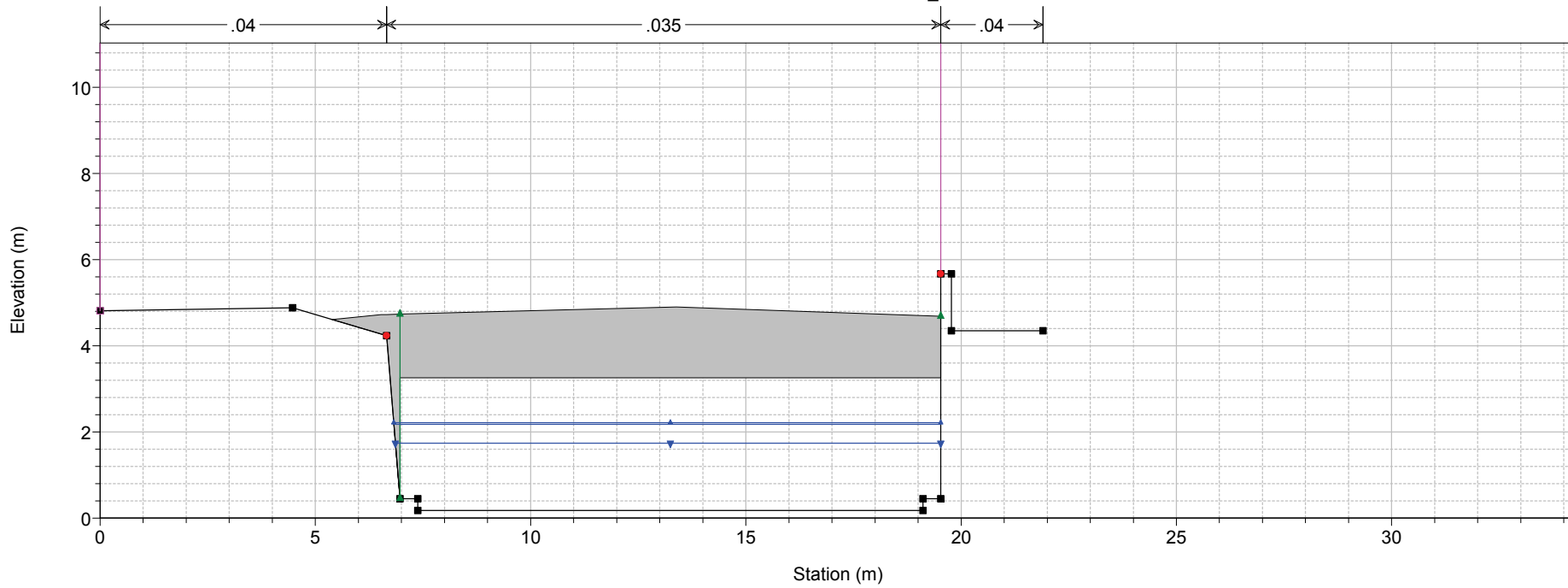
1) A TR 200 1.5h 2) A TR 200 3h 3) A TR 30 1.5h

River = lurco Reach = lurco_valle RS = 2 Sez. 17

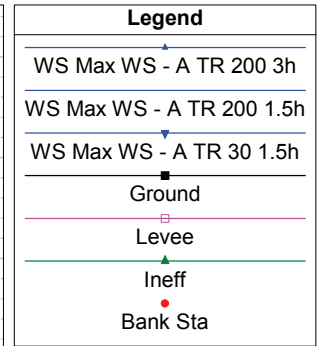
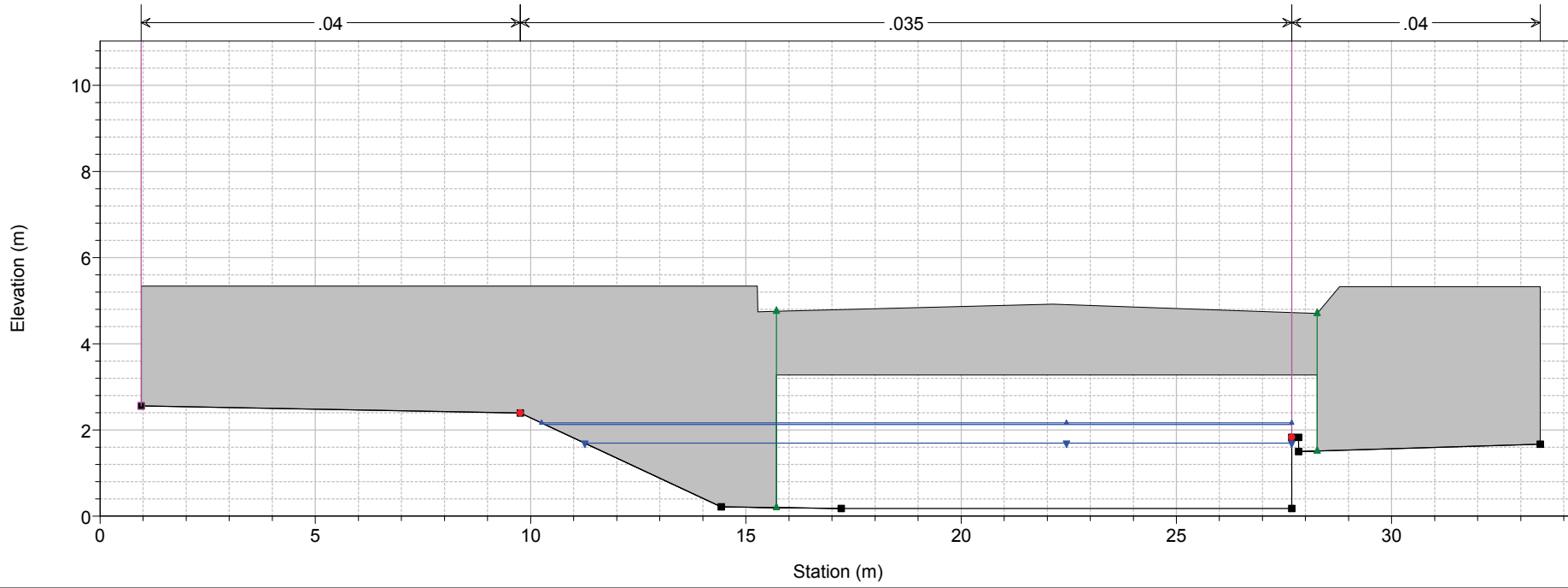


1 cm Horiz. = 1.5 m 1 cm Vert. = 1.5 m

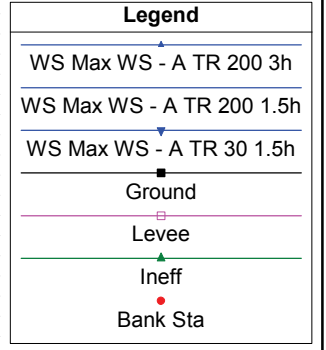
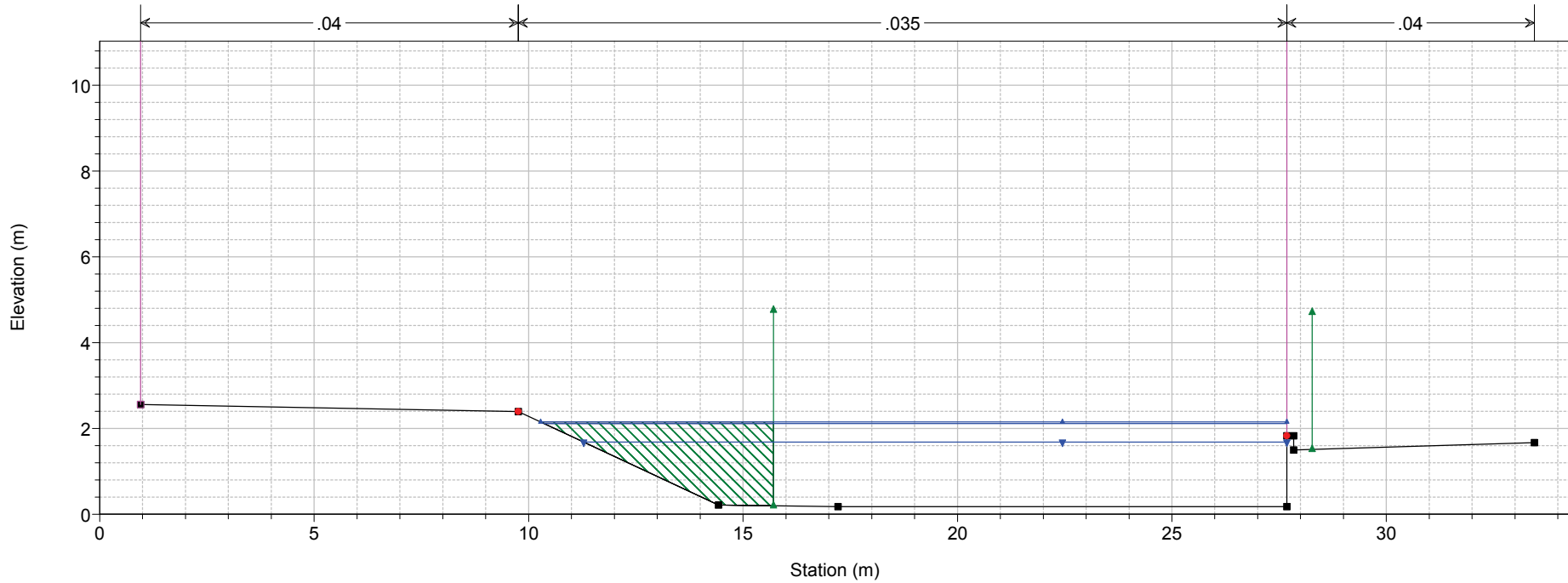
1) A TR 200 1.5h 2) A TR 200 3h 3) A TR 30 1.5h
 River = lurco Reach = lurco_valle RS = 1.5 BR



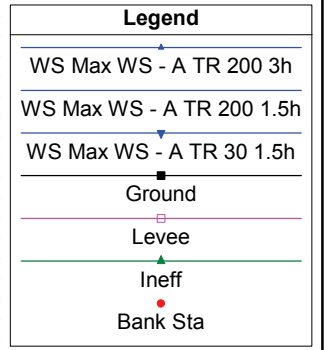
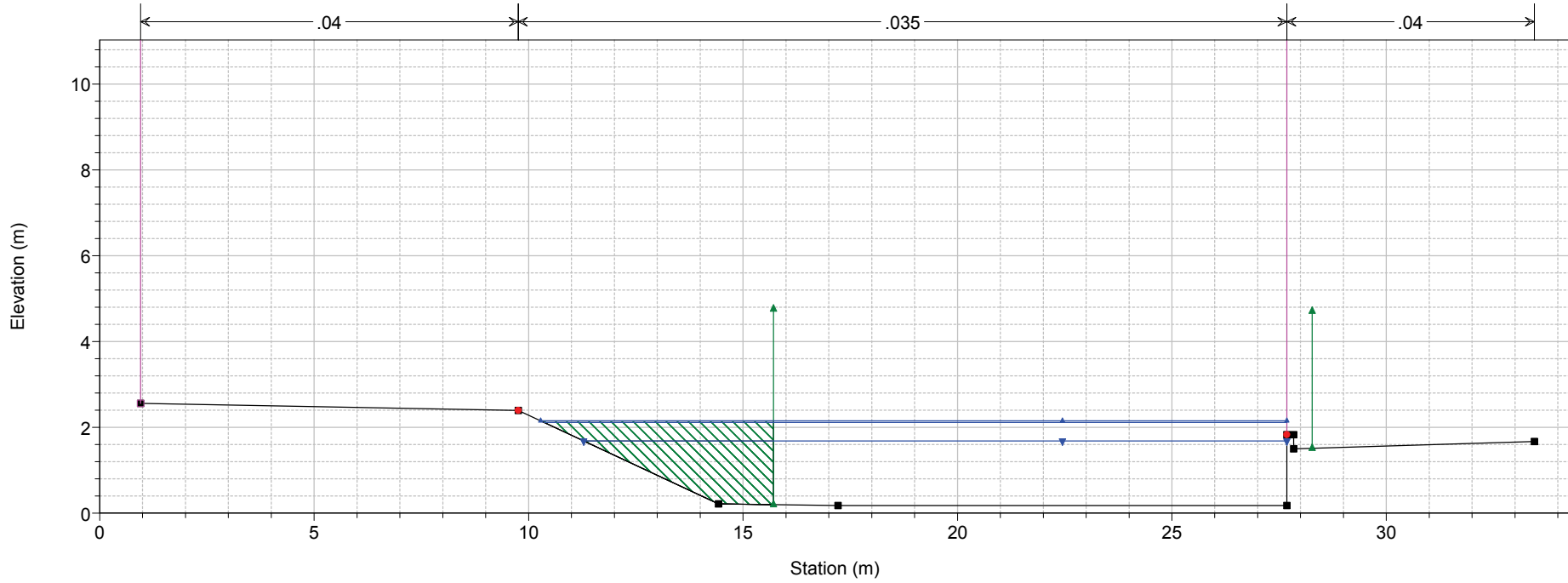
1) A TR 200 1.5h 2) A TR 200 3h 3) A TR 30 1.5h
 River = lurco Reach = lurco_valle RS = 1.5 BR



1) A TR 200 1.5h 2) A TR 200 3h 3) A TR 30 1.5h
 River = lurco Reach = lurco_valle RS = 1.1 Sez. 18

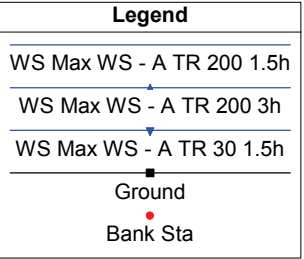
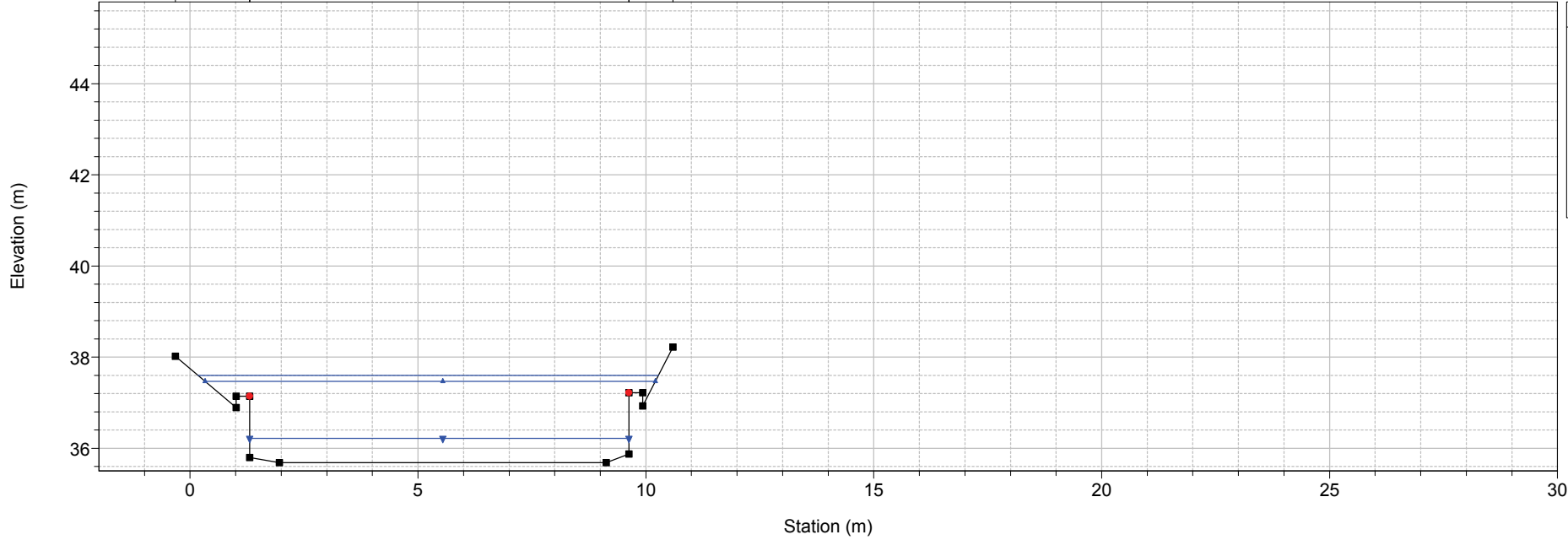


1) A TR 200 1.5h 2) A TR 200 3h 3) A TR 30 1.5h
 River = lurco Reach = lurco_valle RS = 1 Sez. 18




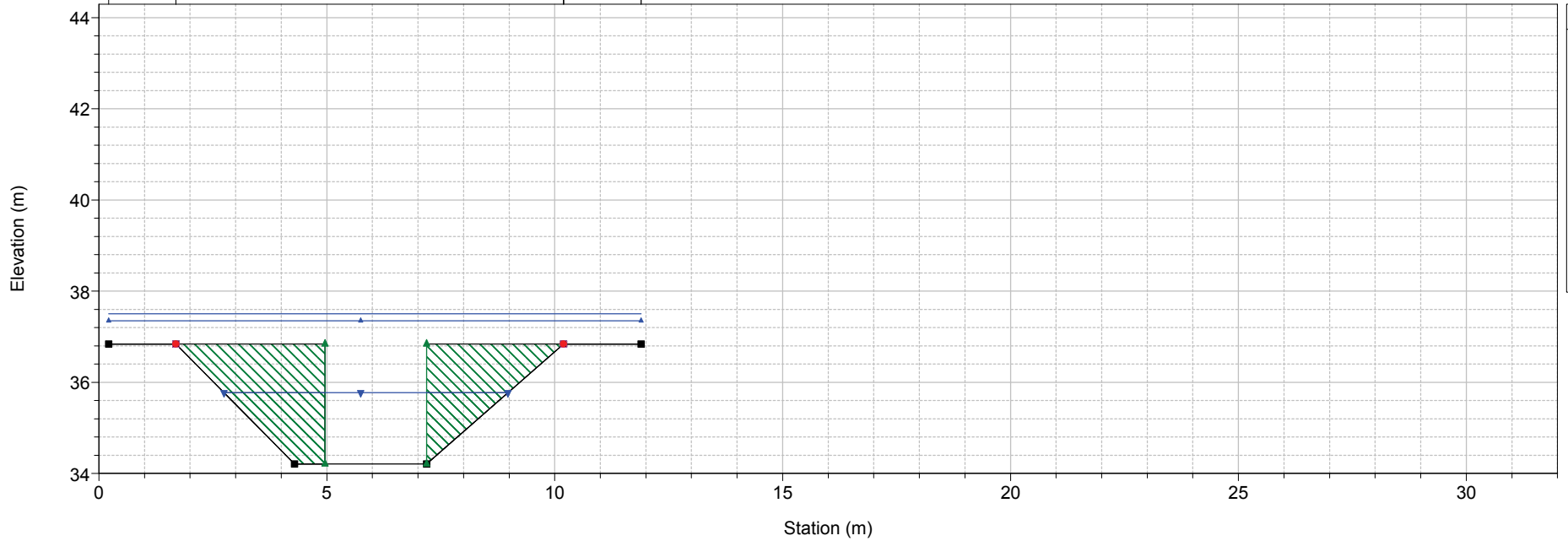
1) A TR 200 1.5h 2) A TR 200 3h 3) A TR 30 1.5h
 River = Crocetta Reach = Crocetta RS = 15 Sez. 15c

← .04 → .035 ← .04 →



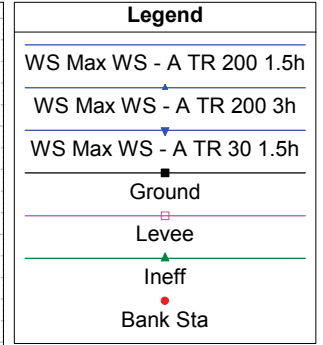
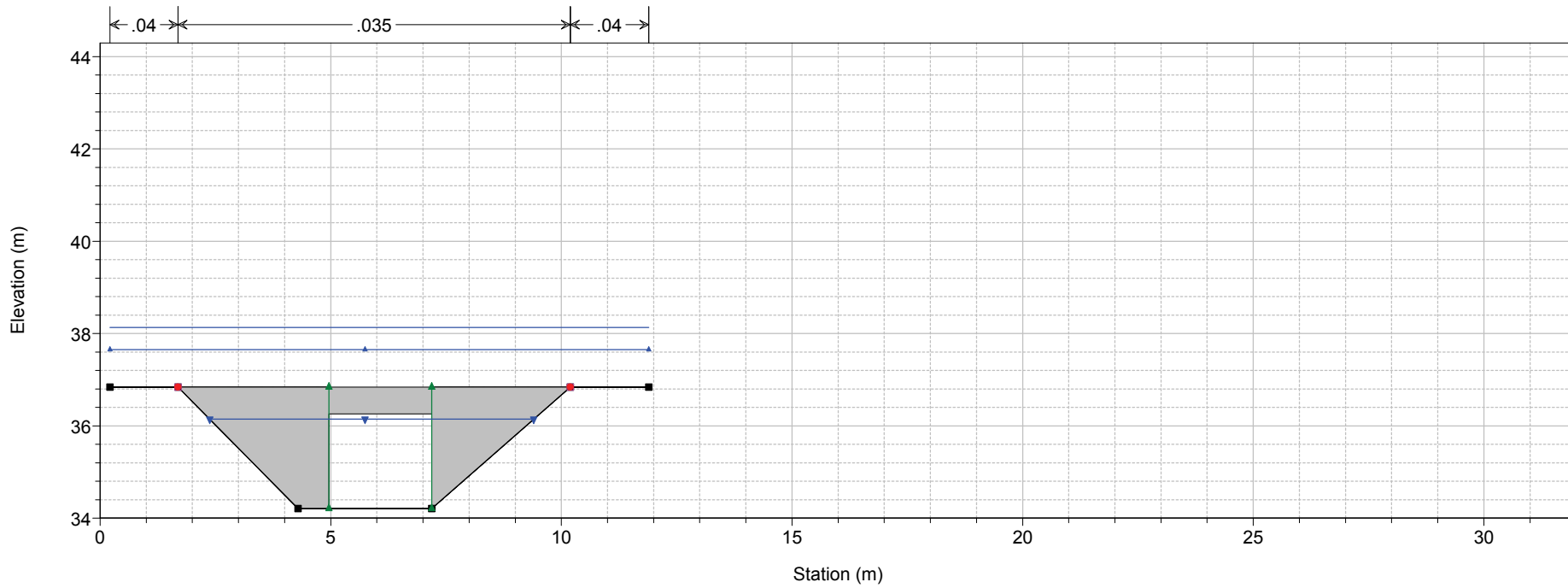
1) A TR 200 1.5h 2) A TR 200 3h 3) A TR 30 1.5h
 River = Crocetta Reach = Crocetta RS = 14 Sez. 14c

← .04 → .035 ← .04 →

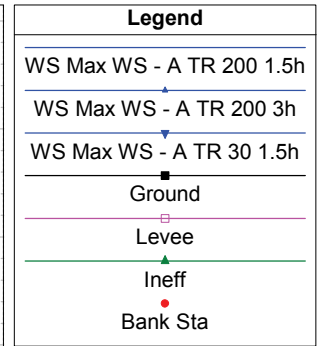
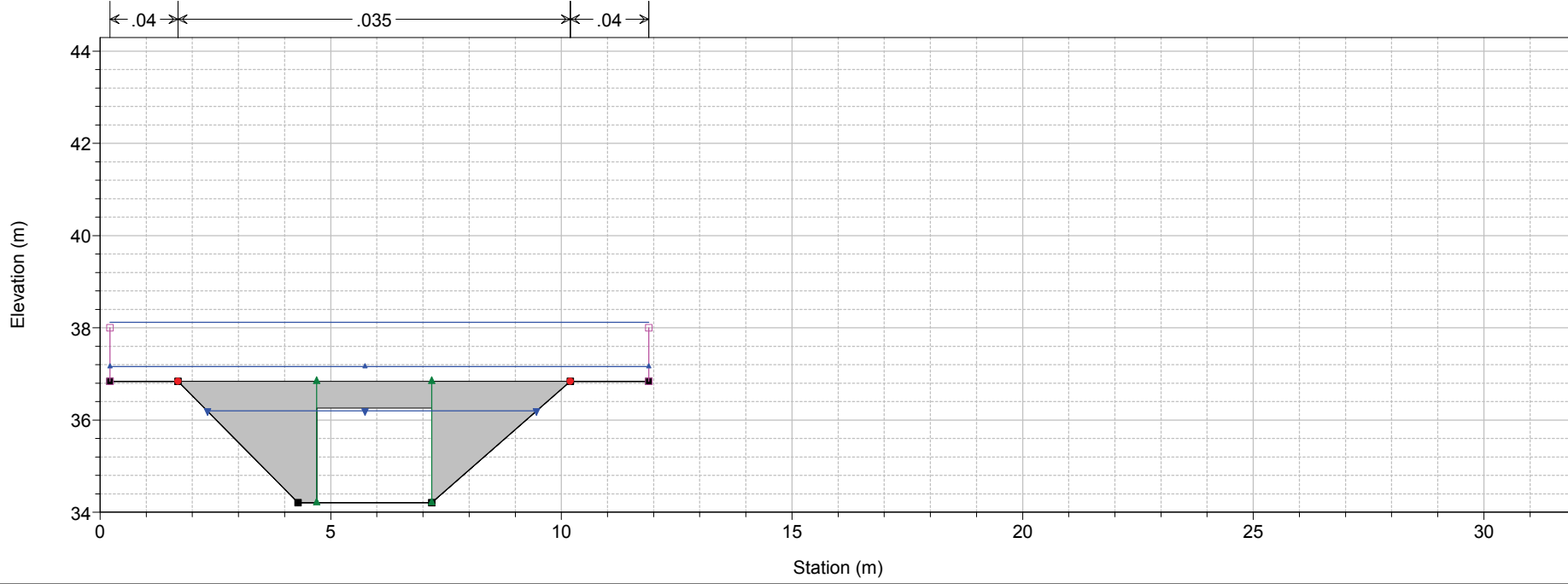


1 cm Horiz. = 1.4 m 1 cm Vert. = 1.4 m

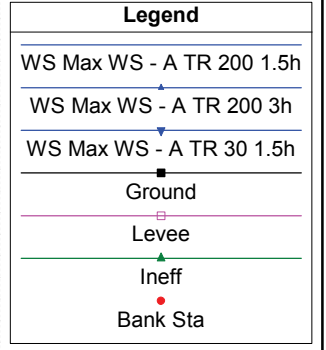
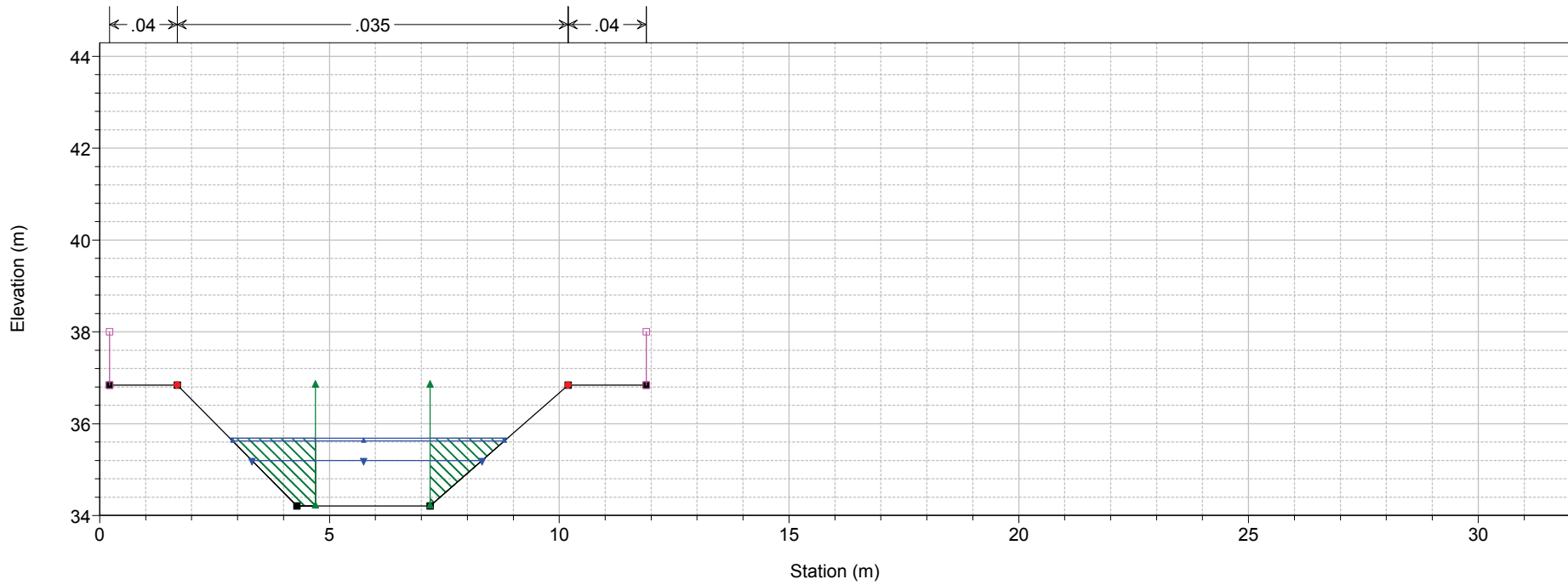
1) A TR 200 1.5h 2) A TR 200 3h 3) A TR 30 1.5h
 River = Crocetta Reach = Crocetta RS = 13.5 BR



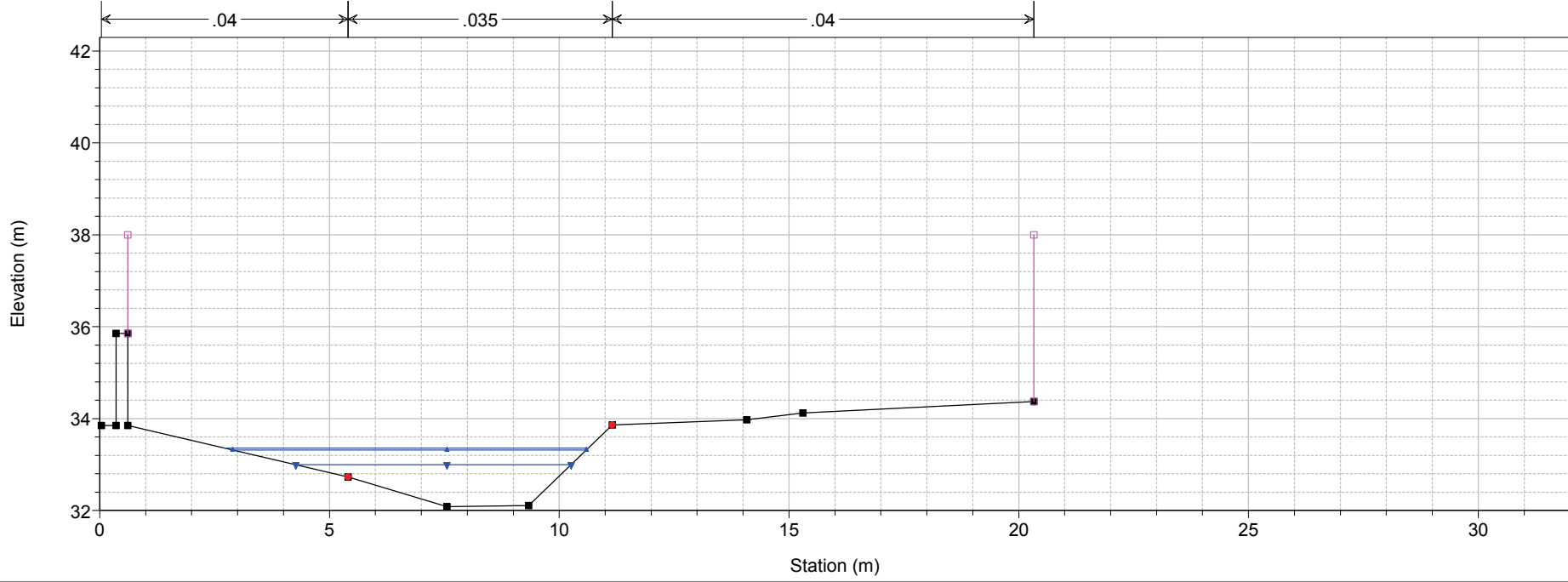
1) A TR 200 1.5h 2) A TR 200 3h 3) A TR 30 1.5h
 River = Crocetta Reach = Crocetta RS = 13.5 BR



1) A TR 200 1.5h 2) A TR 200 3h 3) A TR 30 1.5h
 River = Crocetta Reach = Crocetta RS = 13 Sez. 13c

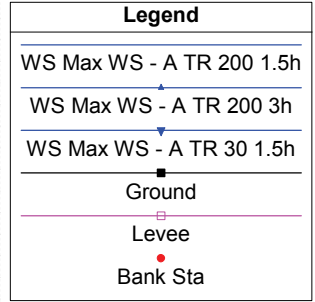
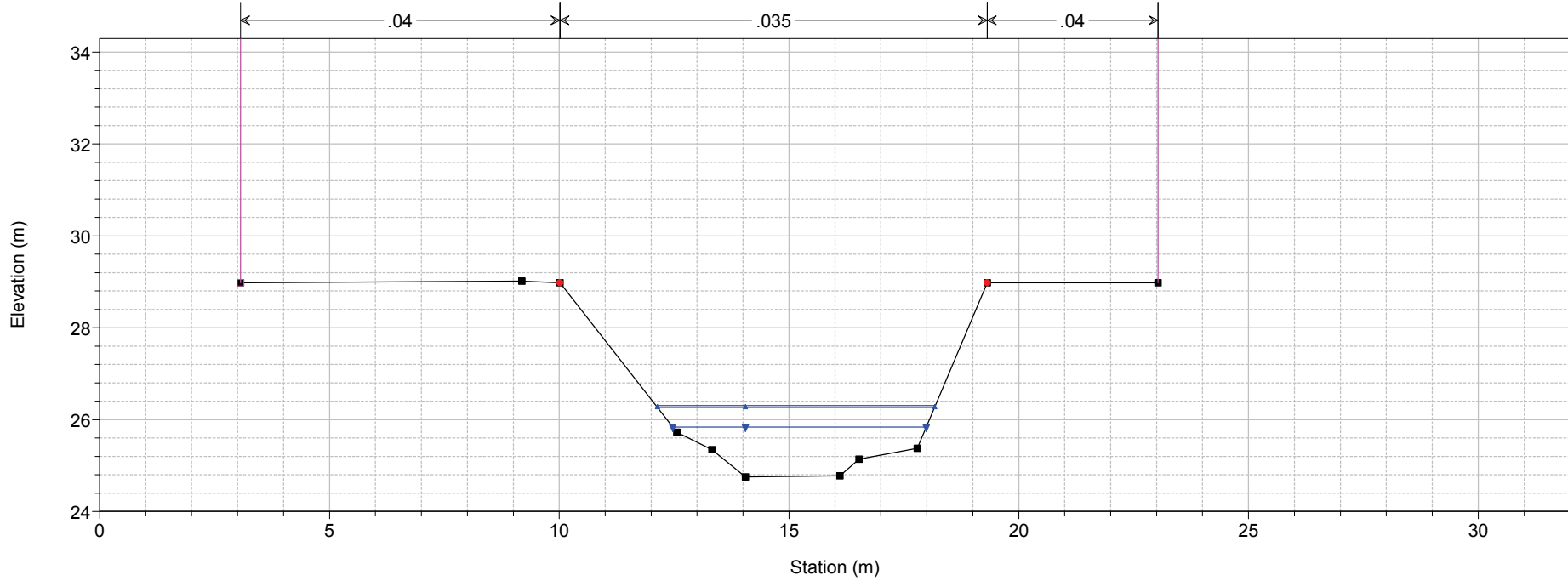


1) A TR 200 1.5h 2) A TR 200 3h 3) A TR 30 1.5h
 River = Crocetta Reach = Crocetta RS = 12 Sez. 12c

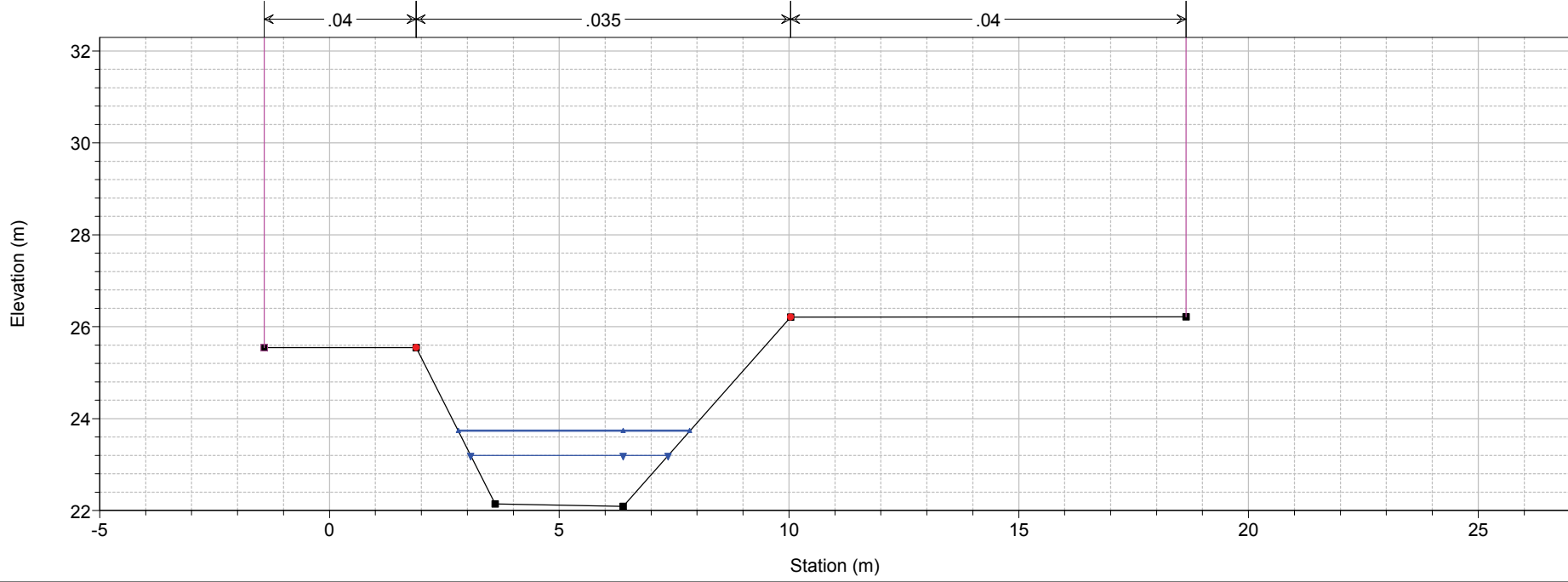


1 cm Horiz. = 1.4 m 1 cm Vert. = 1.4 m

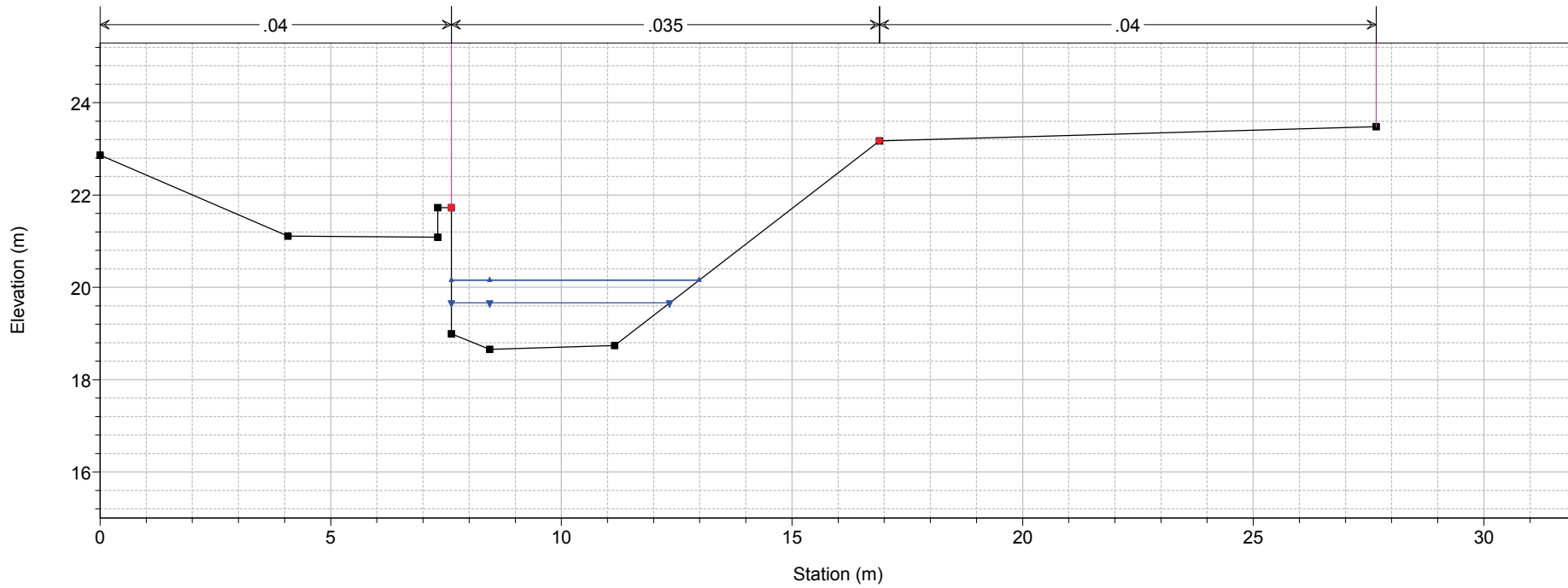
1) A TR 200 1.5h 2) A TR 200 3h 3) A TR 30 1.5h
 River = Crocetta Reach = Crocetta RS = 11 Sez. 11c



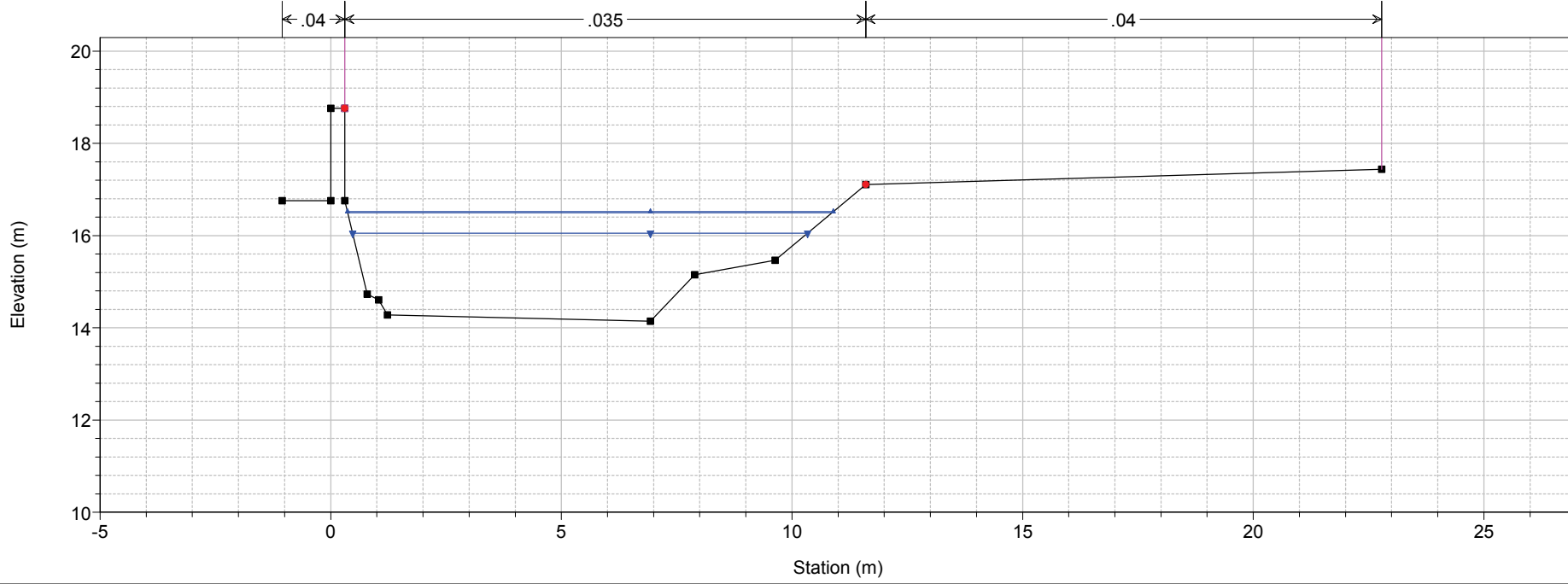
1) A TR 200 1.5h 2) A TR 200 3h 3) A TR 30 1.5h
 River = Crocetta Reach = Crocetta RS = 10 Sez. 10c



1) A TR 200 1.5h 2) A TR 200 3h 3) A TR 30 1.5h
 River = Crocetta Reach = Crocetta RS = 9 Sez. 9c



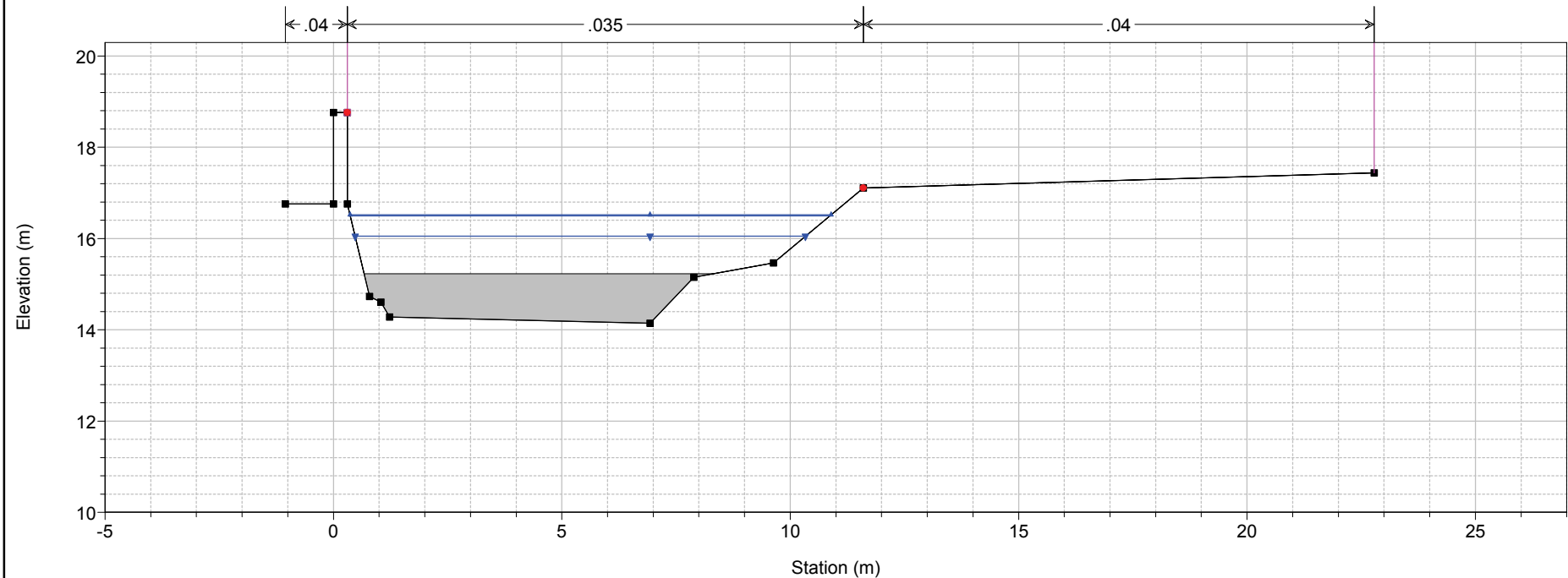
1) A TR 200 1.5h 2) A TR 200 3h 3) A TR 30 1.5h
 River = Crocetta Reach = Crocetta RS = 8 Sez. 8c



1 cm Horiz. = 1.4 m 1 cm Vert. = 1.4 m

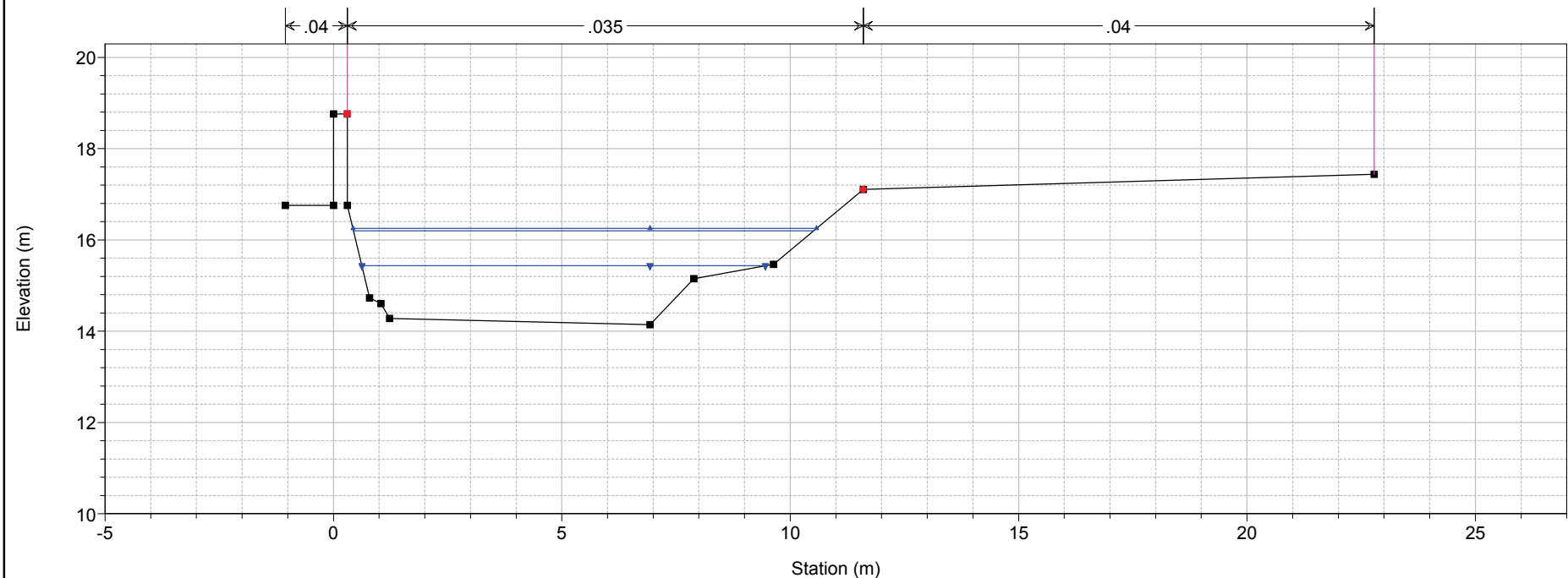
1) A TR 200 1.5h 2) A TR 200 3h 3) A TR 30 1.5h

River = Crocetta Reach = Crocetta RS = 7.95 IS

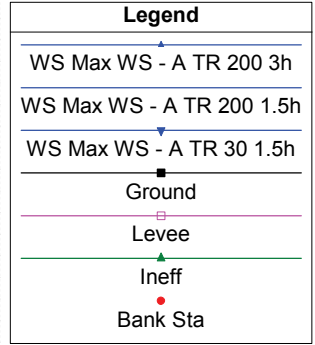
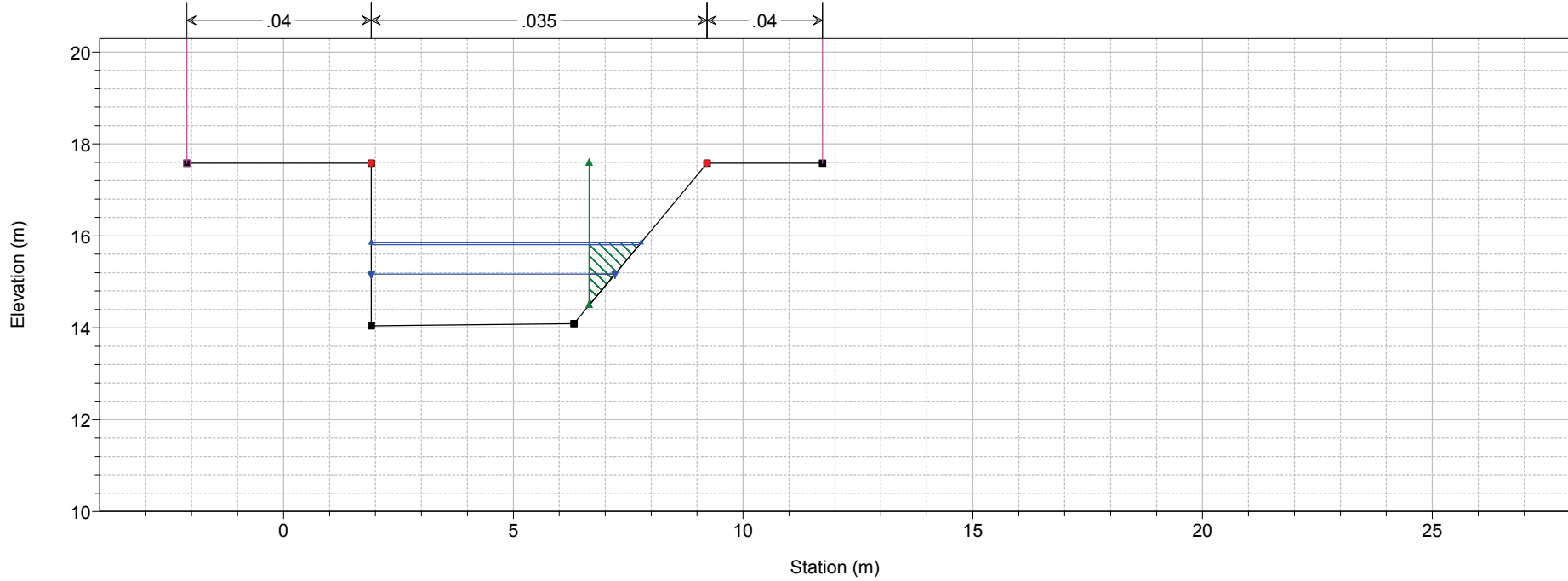


1) A TR 200 1.5h 2) A TR 200 3h 3) A TR 30 1.5h

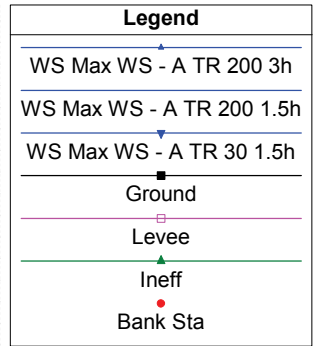
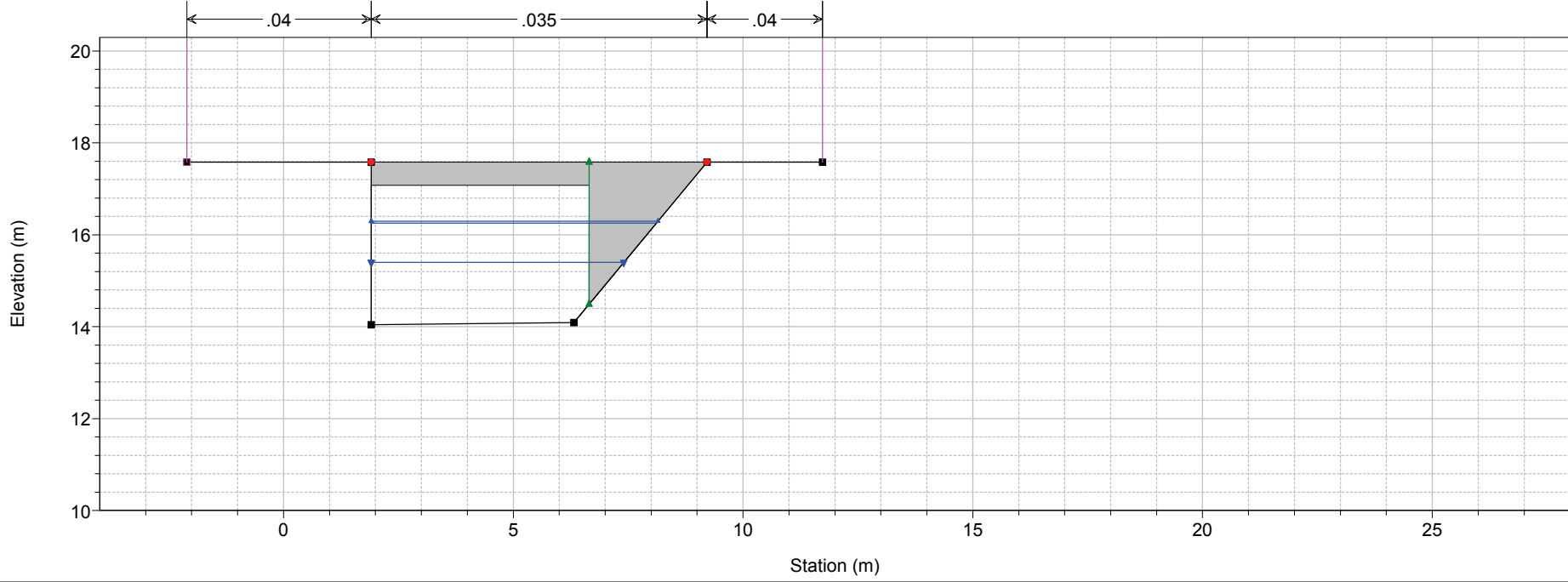
River = Crocetta Reach = Crocetta RS = 7.9 Sez. 8c



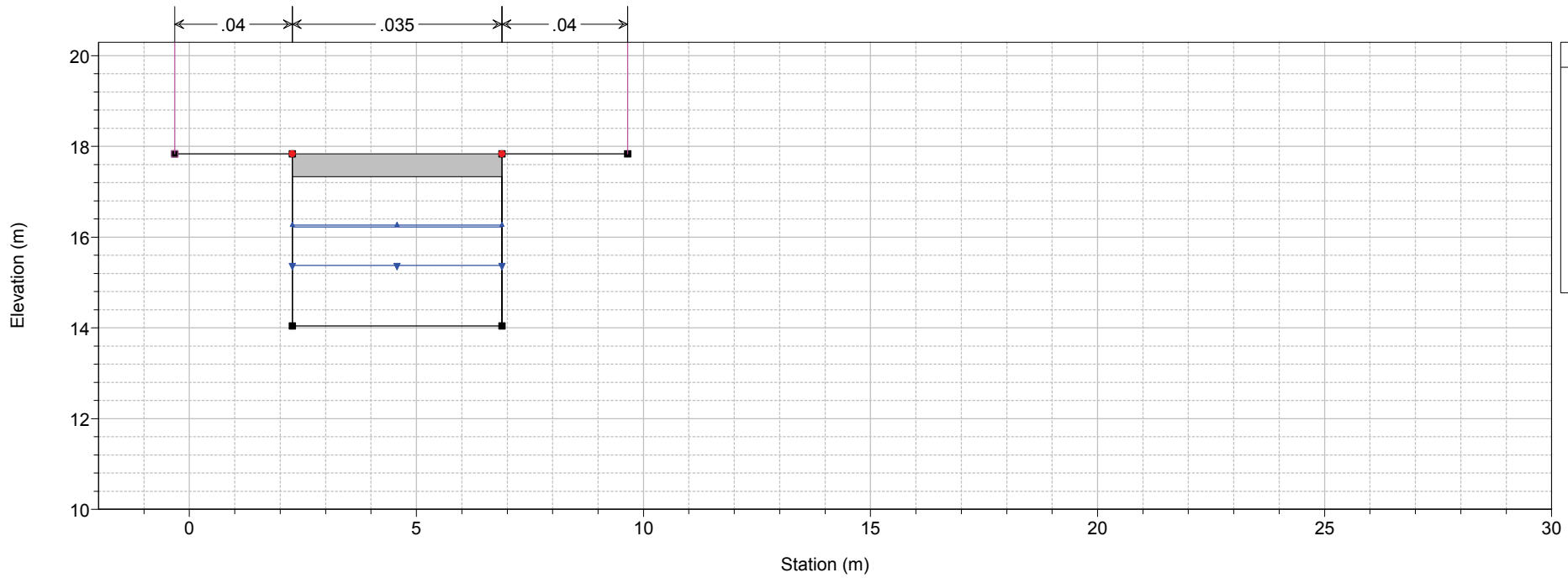
1) A TR 200 1.5h 2) A TR 200 3h 3) A TR 30 1.5h
 River = Crocetta Reach = Crocetta RS = 7 Sez. 7c



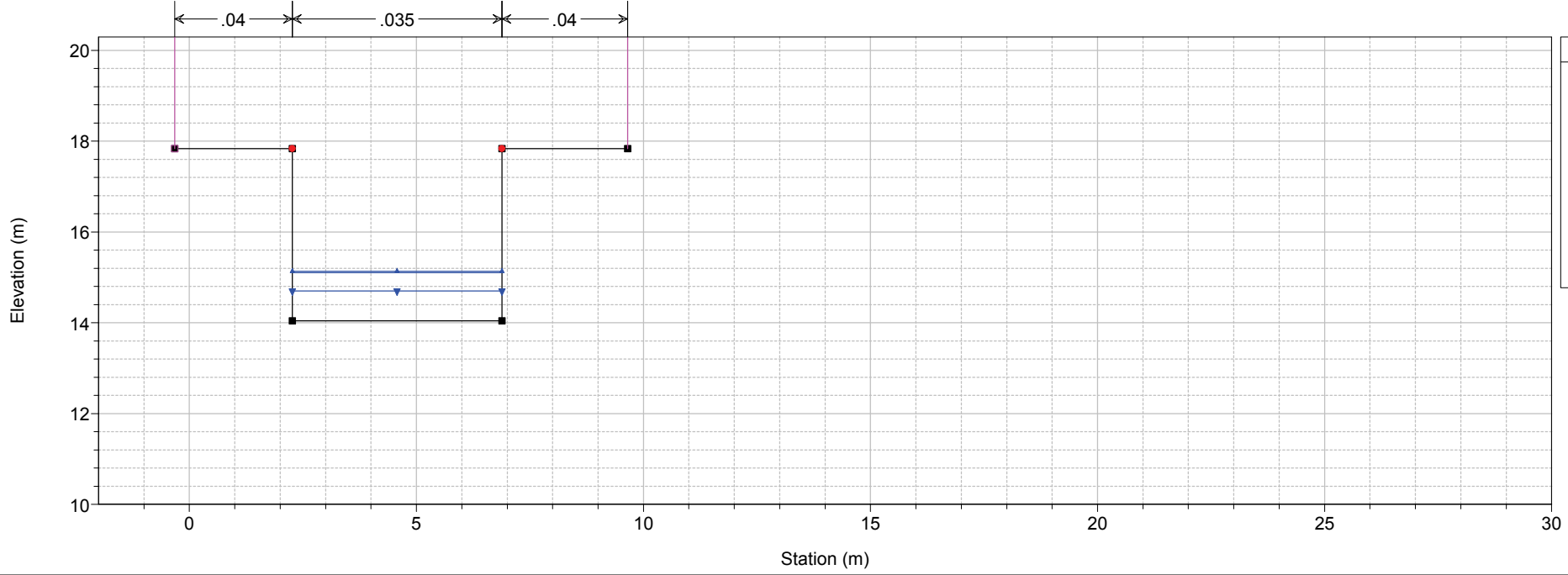
1) A TR 200 1.5h 2) A TR 200 3h 3) A TR 30 1.5h
 River = Crocetta Reach = Crocetta RS = 6.5 BR



1) A TR 200 1.5h 2) A TR 200 3h 3) A TR 30 1.5h
 River = Crocetta Reach = Crocetta RS = 6.5 BR

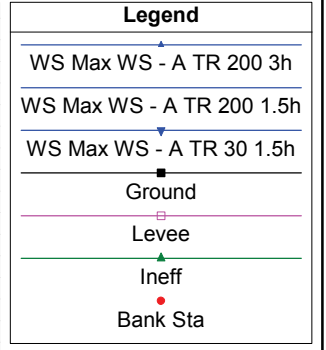
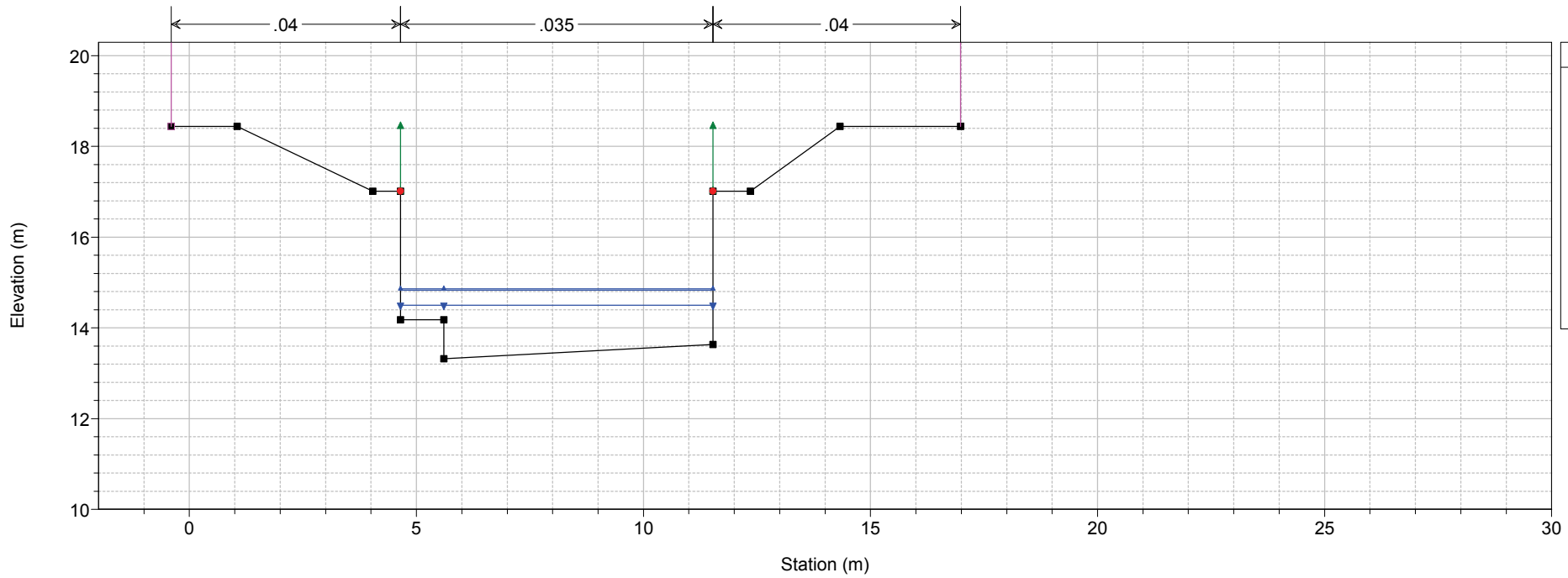


1) A TR 200 1.5h 2) A TR 200 3h 3) A TR 30 1.5h
 River = Crocetta Reach = Crocetta RS = 6 Sez. 6c



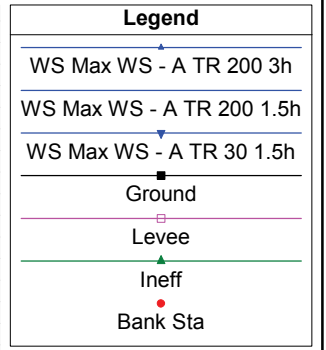
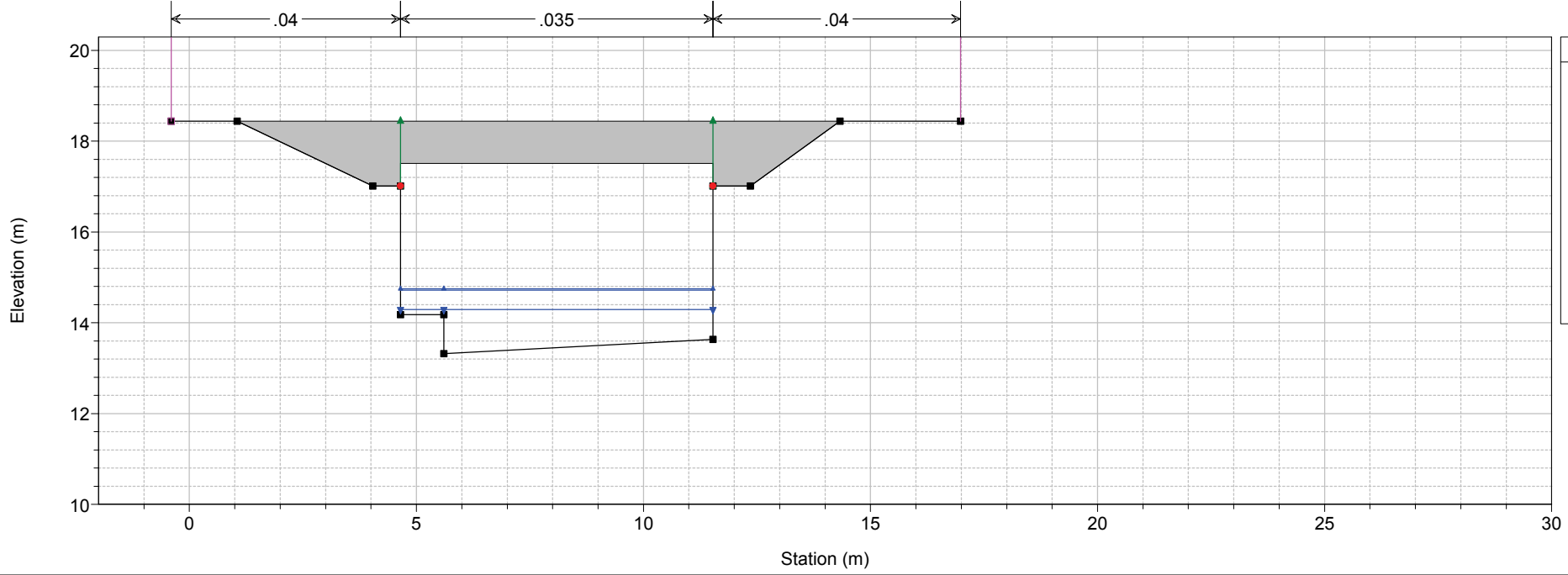
1) A TR 200 1.5h 2) A TR 200 3h 3) A TR 30 1.5h

River = Crocetta Reach = Crocetta RS = 5 Sez. 5c

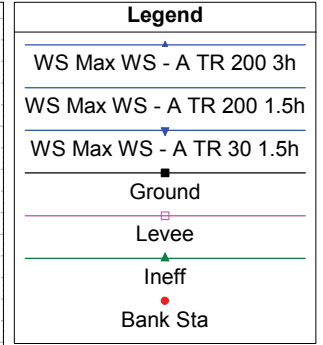
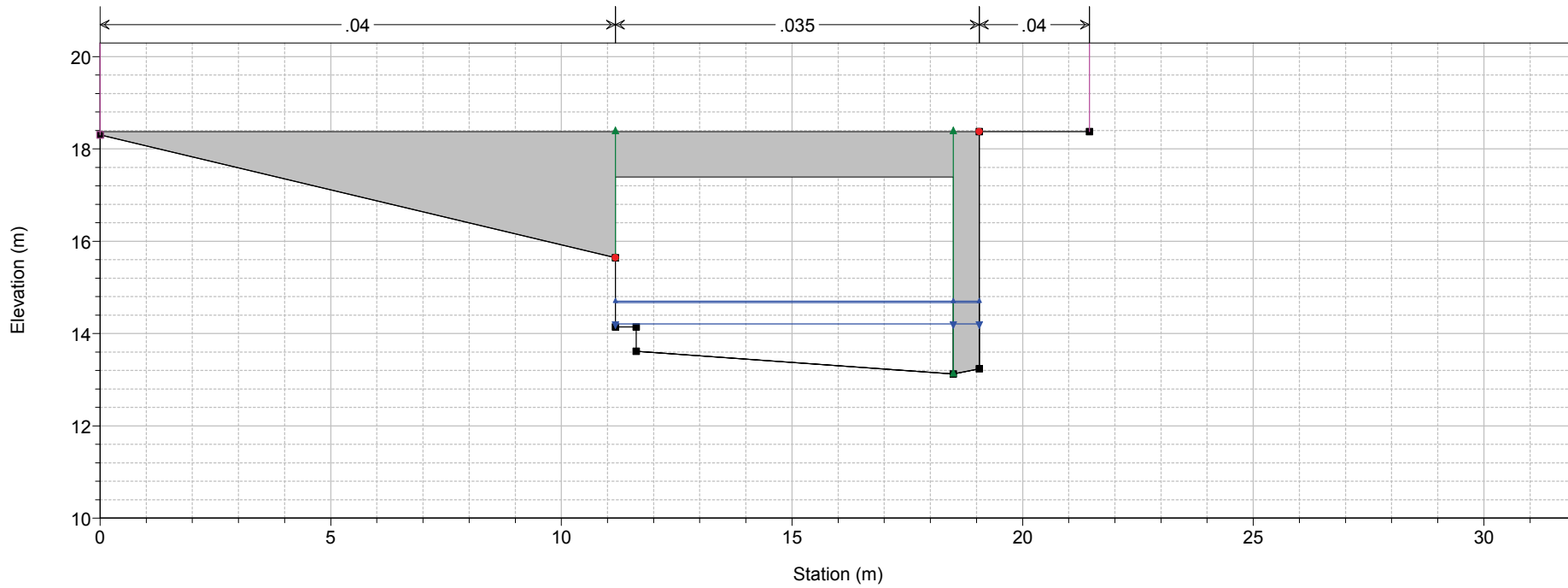


1) A TR 200 1.5h 2) A TR 200 3h 3) A TR 30 1.5h

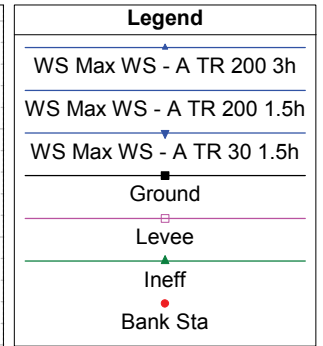
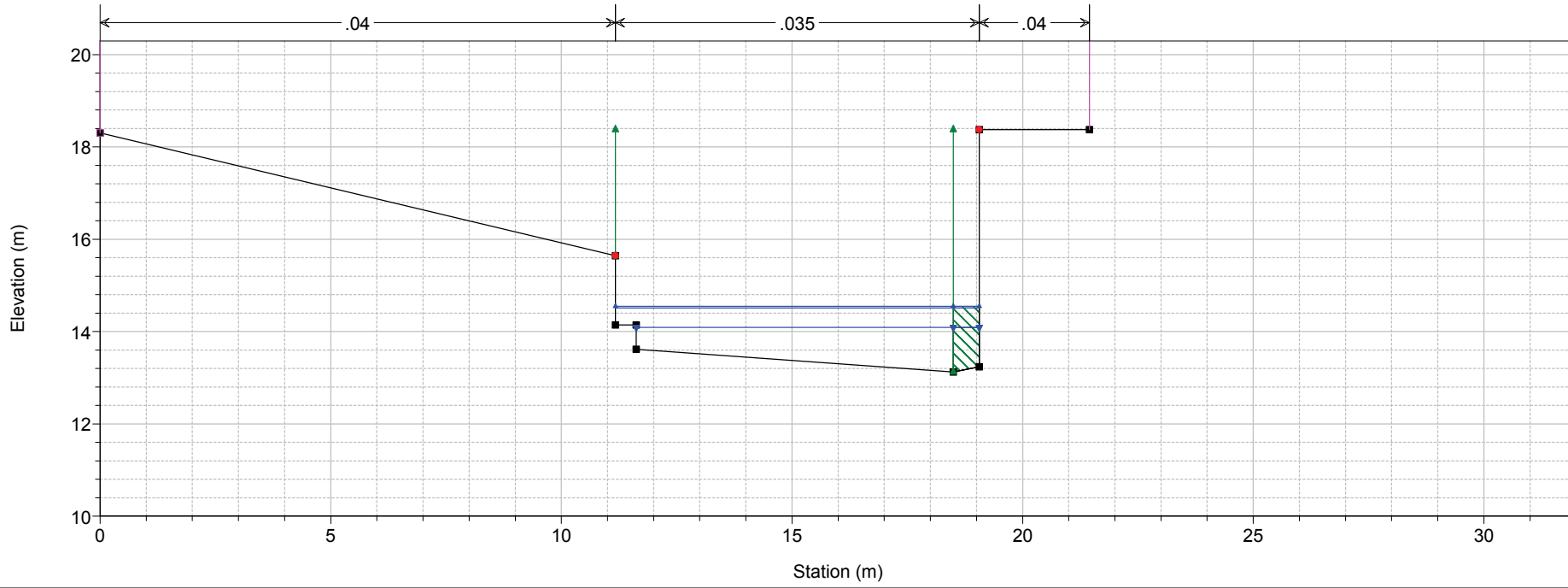
River = Crocetta Reach = Crocetta RS = 4.5 BR



1) A TR 200 1.5h 2) A TR 200 3h 3) A TR 30 1.5h
 River = Crocetta Reach = Crocetta RS = 4.5 BR

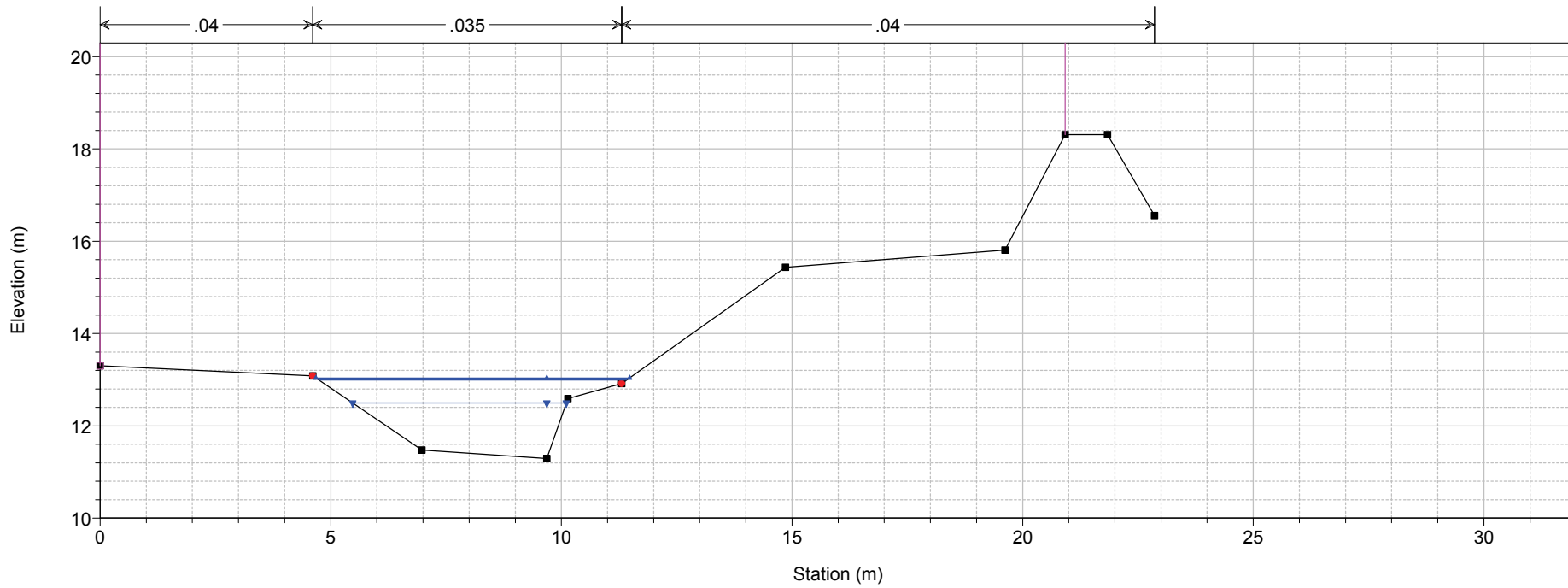


1) A TR 200 1.5h 2) A TR 200 3h 3) A TR 30 1.5h
 River = Crocetta Reach = Crocetta RS = 4 Sez. 4c



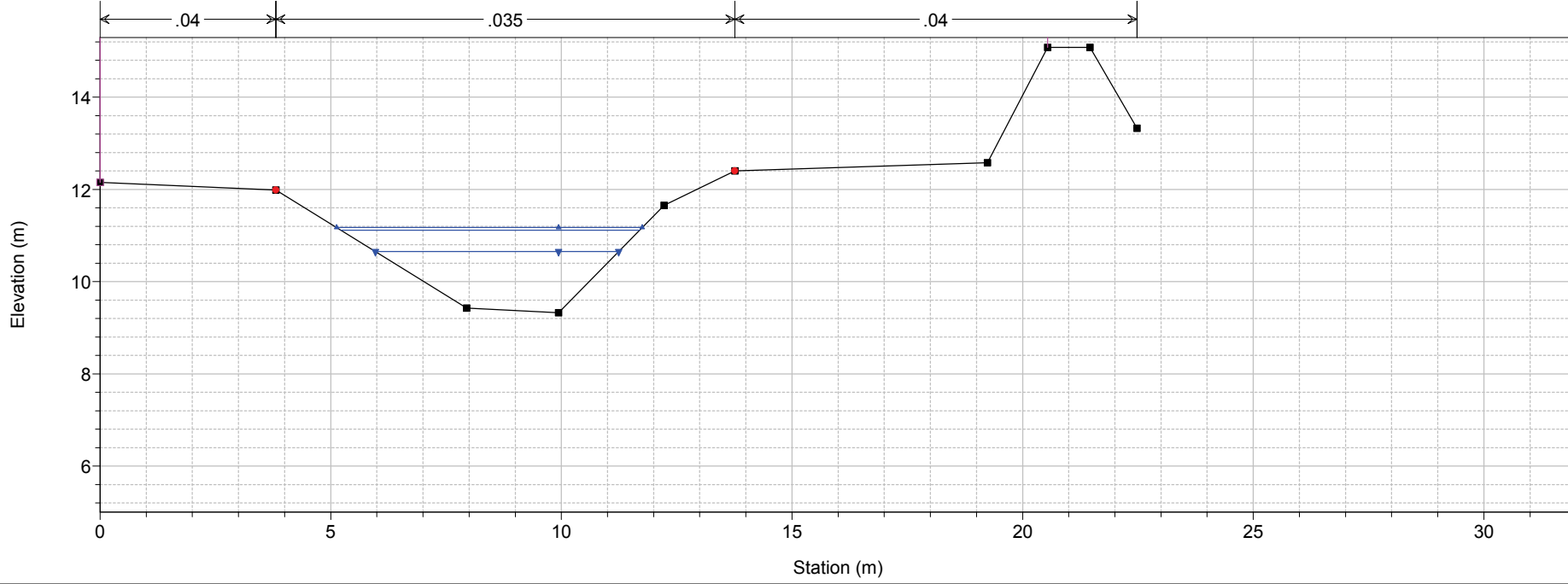
1) A TR 200 1.5h 2) A TR 200 3h 3) A TR 30 1.5h

River = Crocetta Reach = Crocetta RS = 3 Sez. 3c


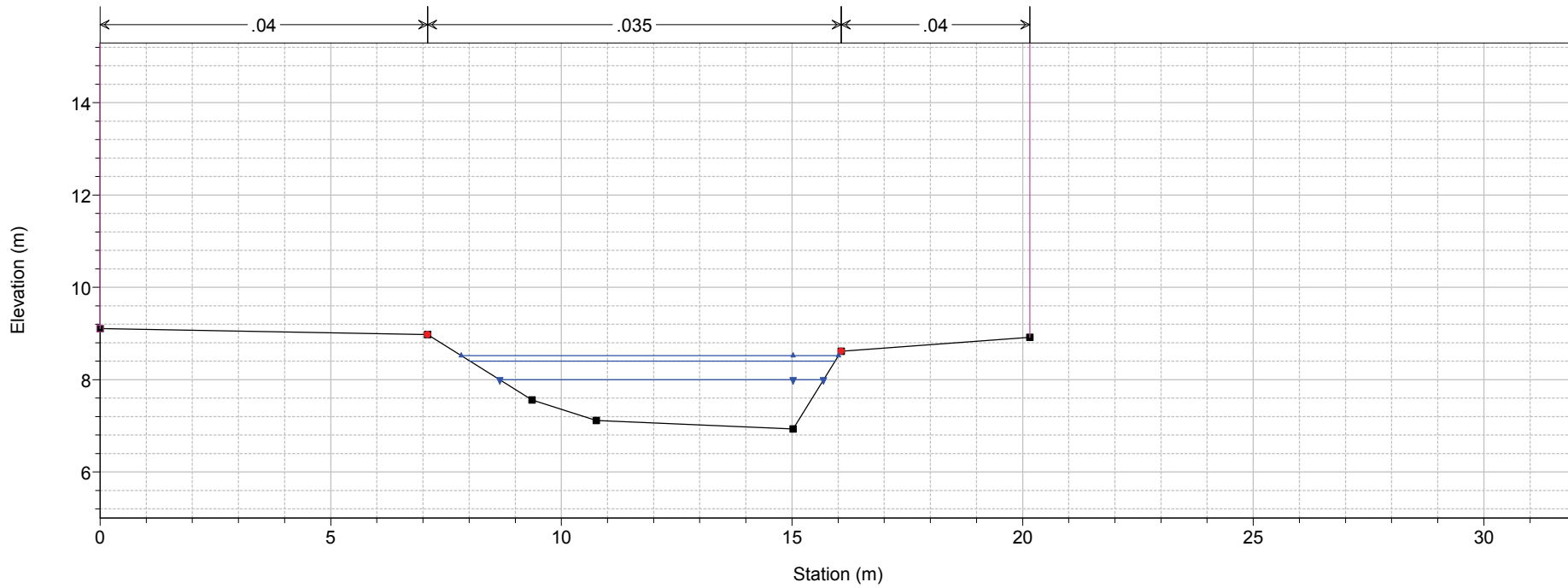


1) A TR 200 1.5h 2) A TR 200 3h 3) A TR 30 1.5h


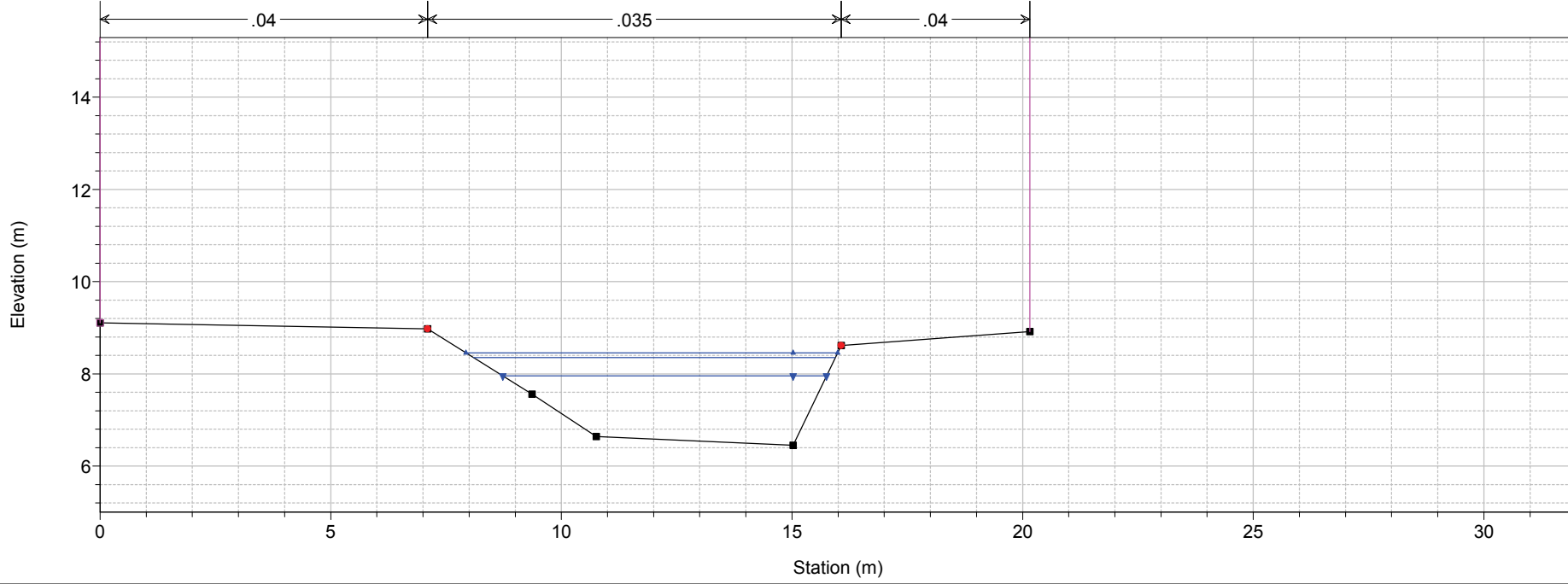
River = Crocetta Reach = Crocetta RS = 2 Sez. 2c



1) A TR 200 1.5h 2) A TR 200 3h 3) A TR 30 1.5h
 River = Crocetta Reach = Crocetta RS = 1 Sez. 1c



1) A TR 200 1.5h 2) A TR 200 3h 3) A TR 30 1.5h
 River = Crocetta Reach = Crocetta RS = 0.9



| River | Reach | River Sta | Plan | Q Total (m3/s) | Min Ch El (m) | W.S. Elev (m) | Crit W.S. (m) | E.G. Elev (m) | E.G. Slope (m/m) | Vel Chnl (m/s) | Flow Area (m2) | Top Width (m) | Froude # Chl |
|-------|-------------|-----------|---------------|-------------------|------------------|------------------|------------------|------------------|---------------------|-------------------|-------------------|------------------|--------------|
| lurco | lurco | 18 | A TR 200 1.5h | 20.75 | 22.53 | 23.89 | 24.07 | 24.65 | 0.024194 | 3.87 | 5.36 | 5.21 | 1.22 |
| lurco | lurco | 18 | A TR 200 3h | 15.79 | 22.53 | 23.70 | 23.84 | 24.36 | 0.024885 | 3.60 | 4.38 | 4.98 | 1.22 |
| lurco | lurco | 18 | A TR 30 1.5h | 12.76 | 22.53 | 23.57 | 23.69 | 24.16 | 0.025309 | 3.39 | 3.76 | 4.83 | 1.23 |
| lurco | lurco | 18 | P TR 200 1.5h | 20.75 | 22.53 | 23.89 | 24.07 | 24.65 | 0.024194 | 3.87 | 5.36 | 5.21 | 1.22 |
| lurco | lurco | 18 | P TR 200 3h | 15.79 | 22.53 | 23.70 | 23.84 | 24.36 | 0.024885 | 3.60 | 4.38 | 4.98 | 1.22 |
| lurco | lurco | 18 | P TR 30 1.5h | 12.76 | 22.53 | 23.57 | 23.69 | 24.16 | 0.025309 | 3.39 | 3.76 | 4.83 | 1.23 |
| lurco | lurco | 17 | A TR 200 1.5h | 20.75 | 20.51 | 21.90 | 22.07 | 22.70 | 0.024319 | 3.96 | 5.24 | 4.97 | 1.23 |
| lurco | lurco | 17 | A TR 200 3h | 15.79 | 20.51 | 21.70 | 21.85 | 22.39 | 0.024442 | 3.68 | 4.29 | 4.63 | 1.22 |
| lurco | lurco | 17 | A TR 30 1.5h | 12.75 | 20.51 | 21.56 | 21.69 | 22.18 | 0.024578 | 3.48 | 3.67 | 4.39 | 1.22 |
| lurco | lurco | 17 | P TR 200 1.5h | 20.75 | 20.51 | 21.90 | 22.07 | 22.70 | 0.024319 | 3.96 | 5.24 | 4.97 | 1.23 |
| lurco | lurco | 17 | P TR 200 3h | 15.79 | 20.51 | 21.70 | 21.85 | 22.39 | 0.024442 | 3.68 | 4.29 | 4.63 | 1.22 |
| lurco | lurco | 17 | P TR 30 1.5h | 12.75 | 20.51 | 21.56 | 21.69 | 22.18 | 0.024578 | 3.48 | 3.67 | 4.39 | 1.22 |
| lurco | lurco | 16 | A TR 200 1.5h | 20.74 | 17.26 | 18.81 | 18.99 | 19.64 | 0.025112 | 4.04 | 5.13 | 4.69 | 1.23 |
| lurco | lurco | 16 | A TR 200 3h | 15.79 | 17.26 | 18.60 | 18.75 | 19.32 | 0.025086 | 3.76 | 4.19 | 4.33 | 1.22 |
| lurco | lurco | 16 | A TR 30 1.5h | 12.75 | 17.26 | 18.45 | 18.59 | 19.10 | 0.025047 | 3.56 | 3.59 | 4.07 | 1.21 |
| lurco | lurco | 16 | P TR 200 1.5h | 20.74 | 17.26 | 18.81 | 18.99 | 19.64 | 0.025112 | 4.04 | 5.13 | 4.69 | 1.23 |
| lurco | lurco | 16 | P TR 200 3h | 15.79 | 17.26 | 18.60 | 18.75 | 19.32 | 0.025086 | 3.76 | 4.19 | 4.33 | 1.22 |
| lurco | lurco | 16 | P TR 30 1.5h | 12.75 | 17.26 | 18.45 | 18.59 | 19.10 | 0.025047 | 3.56 | 3.59 | 4.07 | 1.21 |
| lurco | lurco | 15 | A TR 200 1.5h | 20.74 | 13.78 | 16.83 | 15.55 | 17.07 | 0.006128 | 2.15 | 9.70 | 5.81 | 0.52 |
| lurco | lurco | 15 | A TR 200 3h | 15.70 | 13.78 | 16.48 | 15.26 | 16.69 | 0.001367 | 2.03 | 7.73 | 5.55 | 0.40 |
| lurco | lurco | 15 | A TR 30 1.5h | 12.75 | 13.78 | 15.62 | 15.07 | 15.92 | 0.003338 | 2.44 | 5.22 | 5.19 | 0.58 |
| lurco | lurco | 15 | P TR 200 1.5h | 20.74 | 13.78 | 16.83 | 15.55 | 17.07 | 0.006128 | 2.15 | 9.70 | 5.81 | 0.52 |
| lurco | lurco | 15 | P TR 200 3h | 15.70 | 13.78 | 16.48 | 15.26 | 16.69 | 0.001367 | 2.03 | 7.73 | 5.55 | 0.40 |
| lurco | lurco | 15 | P TR 30 1.5h | 12.75 | 13.78 | 15.62 | 15.07 | 15.92 | 0.003338 | 2.44 | 5.22 | 5.19 | 0.58 |
| lurco | lurco | 14.5 | | Bridge | | | | | | | | | |
| lurco | lurco | 14 | A TR 200 1.5h | 20.74 | 13.73 | 14.91 | 15.50 | 16.88 | 0.039471 | 6.23 | 3.33 | 6.45 | 1.85 |
| lurco | lurco | 14 | A TR 200 3h | 15.70 | 13.73 | 14.74 | 15.20 | 16.30 | 0.038445 | 5.53 | 2.84 | 6.16 | 1.78 |
| lurco | lurco | 14 | A TR 30 1.5h | 12.75 | 13.73 | 14.63 | 15.02 | 15.93 | 0.037721 | 5.05 | 2.52 | 5.97 | 1.73 |
| lurco | lurco | 14 | P TR 200 1.5h | 20.74 | 13.73 | 14.91 | 15.50 | 16.89 | 0.039506 | 6.23 | 3.33 | 6.45 | 1.85 |
| lurco | lurco | 14 | P TR 200 3h | 15.70 | 13.73 | 14.74 | 15.20 | 16.30 | 0.038445 | 5.53 | 2.84 | 6.16 | 1.78 |
| lurco | lurco | 14 | P TR 30 1.5h | 12.75 | 13.73 | 14.63 | 15.02 | 15.93 | 0.037721 | 5.05 | 2.52 | 5.97 | 1.73 |
| lurco | lurco | 13.99 | | Lat Struct | | | | | | | | | |
| lurco | lurco | 13 | A TR 200 1.5h | 16.96 | 10.12 | 12.80 | 11.53 | 12.91 | 0.002034 | 1.49 | 11.35 | 5.15 | 0.32 |
| lurco | lurco | 13 | A TR 200 3h | 15.94 | 10.12 | 11.88 | 11.48 | 12.17 | 0.007510 | 2.37 | 6.71 | 4.79 | 0.64 |
| lurco | lurco | 13 | A TR 30 1.5h | 12.85 | 10.12 | 11.59 | 11.32 | 11.89 | 0.009020 | 2.39 | 5.37 | 4.52 | 0.70 |
| lurco | lurco | 13 | P TR 200 1.5h | 20.88 | 10.12 | 11.83 | 11.71 | 12.36 | 0.014215 | 3.22 | 6.48 | 4.74 | 0.88 |
| lurco | lurco | 13 | P TR 200 3h | 15.94 | 10.12 | 11.59 | 11.48 | 12.04 | 0.014198 | 2.99 | 5.33 | 4.51 | 0.88 |
| lurco | lurco | 13 | P TR 30 1.5h | 12.85 | 10.12 | 11.59 | 11.32 | 11.89 | 0.009020 | 2.39 | 5.37 | 4.52 | 0.70 |
| lurco | lurco | 12.5 | | Bridge | | | | | | | | | |
| lurco | lurco | 12 | A TR 200 1.5h | 16.94 | 9.99 | 11.20 | 11.29 | 11.83 | 0.021505 | 3.54 | 4.79 | 4.81 | 1.13 |
| lurco | lurco | 12 | A TR 200 3h | 15.94 | 9.99 | 11.15 | 11.24 | 11.77 | 0.021530 | 3.48 | 4.58 | 4.77 | 1.13 |
| lurco | lurco | 12 | A TR 30 1.5h | 12.85 | 9.99 | 11.02 | 11.09 | 11.56 | 0.021522 | 3.26 | 3.94 | 4.66 | 1.13 |
| lurco | lurco | 12 | P TR 200 1.5h | 20.88 | 9.99 | 11.35 | 11.46 | 12.08 | 0.021680 | 3.77 | 5.53 | 4.93 | 1.14 |
| lurco | lurco | 12 | P TR 200 3h | 15.94 | 9.99 | 11.15 | 11.24 | 11.77 | 0.021531 | 3.48 | 4.58 | 4.77 | 1.13 |
| lurco | lurco | 12 | P TR 30 1.5h | 12.85 | 9.99 | 11.02 | 11.09 | 11.56 | 0.021522 | 3.26 | 3.94 | 4.66 | 1.13 |
| lurco | lurco | 11.99 | | Lat Struct | | | | | | | | | |
| lurco | lurco | 11 | A TR 200 1.5h | 20.69 | 6.99 | 8.43 | 8.33 | 8.89 | 0.012760 | 3.01 | 6.88 | 5.76 | 0.88 |
| lurco | lurco | 11 | A TR 200 3h | 16.25 | 6.99 | 8.45 | 8.14 | 8.73 | 0.007494 | 2.32 | 7.00 | 5.78 | 0.67 |
| lurco | lurco | 11 | A TR 30 1.5h | 12.92 | 6.99 | 8.05 | 7.99 | 8.42 | 0.014144 | 2.72 | 4.75 | 5.27 | 0.91 |
| lurco | lurco | 11 | P TR 200 1.5h | 20.84 | 6.99 | 8.43 | 8.33 | 8.90 | 0.013036 | 3.04 | 6.86 | 5.75 | 0.89 |
| lurco | lurco | 11 | P TR 200 3h | 16.26 | 6.99 | 8.45 | 8.14 | 8.73 | 0.007497 | 2.32 | 7.00 | 5.78 | 0.67 |
| lurco | lurco | 11 | P TR 30 1.5h | 12.92 | 6.99 | 8.04 | 7.99 | 8.42 | 0.014663 | 2.75 | 4.69 | 5.25 | 0.93 |
| lurco | lurco | 10.8 | A TR 200 1.5h | 16.20 | 6.45 | 8.35 | 7.62 | 8.52 | 0.003487 | 1.78 | 9.11 | 5.79 | 0.45 |
| lurco | lurco | 10.8 | A TR 200 3h | 16.26 | 6.45 | 8.46 | 7.63 | 8.60 | 0.002951 | 1.67 | 9.71 | 5.89 | 0.42 |
| lurco | lurco | 10.8 | A TR 30 1.5h | 12.74 | 6.45 | 7.95 | 7.46 | 8.13 | 0.004685 | 1.85 | 6.88 | 5.40 | 0.52 |
| lurco | lurco | 10.8 | P TR 200 1.5h | 20.77 | 6.45 | 8.37 | 7.82 | 8.63 | 0.005615 | 2.26 | 9.18 | 5.80 | 0.57 |
| lurco | lurco | 10.8 | P TR 200 3h | 16.26 | 6.45 | 8.46 | 7.63 | 8.60 | 0.002951 | 1.67 | 9.71 | 5.89 | 0.42 |
| lurco | lurco | 10.8 | P TR 30 1.5h | 12.74 | 6.45 | 7.95 | 7.46 | 8.13 | 0.004708 | 1.86 | 6.87 | 5.39 | 0.52 |
| lurco | lurco_valle | 10.2 | A TR 200 1.5h | 39.27 | 6.43 | 8.35 | 8.30 | 9.05 | 0.014213 | 3.68 | 10.66 | 6.98 | 0.95 |
| lurco | lurco_valle | 10.2 | A TR 200 3h | 43.30 | 6.43 | 8.46 | 8.43 | 9.19 | 0.014090 | 3.80 | 11.52 | 9.97 | 0.95 |
| lurco | lurco_valle | 10.2 | A TR 30 1.5h | 25.87 | 6.43 | 7.95 | 7.89 | 8.49 | 0.013702 | 3.24 | 7.99 | 6.41 | 0.93 |
| lurco | lurco_valle | 10.2 | P TR 200 1.5h | 39.63 | 6.43 | 8.37 | 8.31 | 9.06 | 0.014143 | 3.69 | 10.74 | 7.19 | 0.95 |
| lurco | lurco_valle | 10.2 | P TR 200 3h | 43.30 | 6.43 | 8.46 | 8.43 | 9.19 | 0.014090 | 3.80 | 11.52 | 9.97 | 0.95 |
| lurco | lurco_valle | 10.2 | P TR 30 1.5h | 25.87 | 6.43 | 7.95 | 7.88 | 8.49 | 0.013765 | 3.24 | 7.97 | 6.40 | 0.93 |
| lurco | lurco_valle | 10 | A TR 200 1.5h | 39.27 | 6.37 | 8.31 | 8.24 | 8.99 | 0.013871 | 3.66 | 10.73 | 6.92 | 0.94 |
| lurco | lurco_valle | 10 | A TR 200 3h | 43.30 | 6.37 | 8.41 | 8.35 | 9.14 | 0.013954 | 3.78 | 11.48 | 8.59 | 0.94 |
| lurco | lurco_valle | 10 | A TR 30 1.5h | 25.87 | 6.37 | 7.92 | 7.82 | 8.43 | 0.012915 | 3.18 | 8.14 | 6.38 | 0.90 |
| lurco | lurco_valle | 10 | P TR 200 1.5h | 39.63 | 6.37 | 8.32 | 8.25 | 9.01 | 0.013815 | 3.66 | 10.81 | 6.94 | 0.94 |
| lurco | lurco_valle | 10 | P TR 200 3h | 43.30 | 6.37 | 8.41 | 8.35 | 9.14 | 0.013954 | 3.78 | 11.48 | 8.59 | 0.94 |
| lurco | lurco_valle | 10 | P TR 30 1.5h | 25.87 | 6.37 | 7.92 | 7.82 | 8.43 | 0.012904 | 3.18 | 8.14 | 6.38 | 0.90 |
| lurco | lurco_valle | 9 | A TR 200 1.5h | 38.90 | 5.17 | 7.19 | 6.91 | 7.61 | 0.007153 | 3.04 | 14.34 | 10.27 | 0.69 |
| lurco | lurco_valle | 9 | A TR 200 3h | 42.50 | 5.17 | 7.23 | 7.01 | 7.71 | 0.007949 | 3.24 | 14.75 | 10.40 | 0.73 |

| River | Reach | River Sta | Plan | Q Total (m3/s) | Min Ch El (m) | W.S. Elev (m) | Crit W.S. (m) | E.G. Elev (m) | E.G. Slope (m/m) | Vel Chnl (m/s) | Flow Area (m2) | Top Width (m) | Froude # Chl |
|-------|-------------|-----------|---------------|-------------------|------------------|------------------|------------------|------------------|---------------------|-------------------|-------------------|------------------|--------------|
| lurco | lurco_valle | 9 | A TR 30 1.5h | 24.22 | 5.17 | 6.74 | 6.48 | 7.07 | 0.007011 | 2.64 | 10.02 | 8.78 | 0.68 |
| lurco | lurco_valle | 9 | P TR 200 1.5h | 39.51 | 5.17 | 7.17 | 6.93 | 7.62 | 0.007674 | 3.14 | 14.12 | 10.20 | 0.72 |
| lurco | lurco_valle | 9 | P TR 200 3h | 42.54 | 5.17 | 7.23 | 7.01 | 7.71 | 0.007963 | 3.24 | 14.75 | 10.40 | 0.73 |
| lurco | lurco_valle | 9 | P TR 30 1.5h | 24.58 | 5.17 | 6.73 | 6.50 | 7.08 | 0.007250 | 2.68 | 10.00 | 8.77 | 0.69 |
| lurco | lurco_valle | 8.9 | A TR 200 1.5h | 47.39 | 4.49 | 7.02 | 6.02 | 7.23 | 0.002624 | 2.04 | 23.24 | 10.21 | 0.43 |
| lurco | lurco_valle | 8.9 | A TR 200 3h | 49.14 | 4.49 | 7.08 | 6.06 | 7.30 | 0.002593 | 2.05 | 23.92 | 10.22 | 0.43 |
| lurco | lurco_valle | 8.9 | A TR 30 1.5h | 31.53 | 4.49 | 6.37 | 5.71 | 6.55 | 0.003107 | 1.89 | 16.64 | 10.11 | 0.47 |
| lurco | lurco_valle | 8.9 | P TR 200 1.5h | 48.39 | 4.49 | 7.06 | 6.04 | 7.27 | 0.002602 | 2.05 | 23.65 | 10.22 | 0.43 |
| lurco | lurco_valle | 8.9 | P TR 200 3h | 49.14 | 4.49 | 7.08 | 6.06 | 7.30 | 0.002599 | 2.06 | 23.91 | 10.22 | 0.43 |
| lurco | lurco_valle | 8.9 | P TR 30 1.5h | 31.53 | 4.49 | 6.37 | 5.71 | 6.55 | 0.003100 | 1.89 | 16.65 | 10.11 | 0.47 |
| lurco | lurco_valle | 8.8 | A TR 200 1.5h | 47.39 | 4.06 | 6.82 | 5.89 | 7.19 | 0.005243 | 2.71 | 17.51 | 6.56 | 0.53 |
| lurco | lurco_valle | 8.8 | A TR 200 3h | 49.14 | 4.06 | 6.88 | 5.93 | 7.26 | 0.005307 | 2.75 | 17.90 | 6.56 | 0.53 |
| lurco | lurco_valle | 8.8 | A TR 30 1.5h | 31.53 | 4.06 | 6.24 | 5.47 | 6.51 | 0.004551 | 2.30 | 13.72 | 6.55 | 0.51 |
| lurco | lurco_valle | 8.8 | P TR 200 1.5h | 48.39 | 4.06 | 6.85 | 5.91 | 7.23 | 0.005280 | 2.73 | 17.73 | 6.56 | 0.53 |
| lurco | lurco_valle | 8.8 | P TR 200 3h | 49.14 | 4.06 | 6.88 | 5.93 | 7.26 | 0.005307 | 2.75 | 17.90 | 6.56 | 0.53 |
| lurco | lurco_valle | 8.8 | P TR 30 1.5h | 31.53 | 4.06 | 6.24 | 5.47 | 6.51 | 0.004551 | 2.30 | 13.72 | 6.55 | 0.51 |
| lurco | lurco_valle | 8.6 | | Bridge | | | | | | | | | |
| lurco | lurco_valle | 8.47368 | A TR 200 1.5h | 47.37 | 4.12 | 5.69 | 5.65 | 6.27 | 0.011939 | 3.36 | 14.08 | 11.03 | 0.95 |
| lurco | lurco_valle | 8.47368 | A TR 200 3h | 49.13 | 4.12 | 5.72 | 5.68 | 6.31 | 0.011969 | 3.41 | 14.42 | 11.08 | 0.95 |
| lurco | lurco_valle | 8.47368 | A TR 30 1.5h | 31.53 | 4.12 | 5.37 | 5.33 | 5.82 | 0.012086 | 2.96 | 10.64 | 10.45 | 0.94 |
| lurco | lurco_valle | 8.47368 | P TR 200 1.5h | 48.38 | 4.12 | 5.74 | 5.67 | 6.30 | 0.011092 | 3.30 | 14.65 | 11.12 | 0.92 |
| lurco | lurco_valle | 8.47368 | P TR 200 3h | 49.14 | 4.12 | 5.76 | 5.68 | 6.32 | 0.011040 | 3.31 | 14.83 | 11.15 | 0.92 |
| lurco | lurco_valle | 8.47368 | P TR 30 1.5h | 31.53 | 4.12 | 5.37 | 5.33 | 5.82 | 0.012107 | 2.97 | 10.63 | 10.45 | 0.94 |
| lurco | lurco_valle | 8.46 | | Lat Struct | | | | | | | | | |
| lurco | lurco_valle | 8.4 | A TR 200 1.5h | 45.55 | 3.84 | 5.20 | 5.53 | 6.45 | 0.030916 | 4.95 | 9.20 | 7.54 | 1.43 |
| lurco | lurco_valle | 8.4 | A TR 200 3h | 46.76 | 3.84 | 5.24 | 5.56 | 6.48 | 0.029670 | 4.93 | 9.49 | 7.54 | 1.40 |
| lurco | lurco_valle | 8.4 | A TR 30 1.5h | 31.69 | 3.84 | 4.80 | 5.20 | 6.14 | 0.048772 | 5.12 | 6.19 | 7.31 | 1.77 |
| lurco | lurco_valle | 8.4 | P TR 200 1.5h | 48.61 | 3.84 | 5.29 | 5.54 | 6.12 | 0.020466 | 4.28 | 13.51 | 18.08 | 1.19 |
| lurco | lurco_valle | 8.4 | P TR 200 3h | 49.30 | 3.84 | 5.32 | 5.55 | 6.12 | 0.019508 | 4.22 | 13.93 | 18.11 | 1.17 |
| lurco | lurco_valle | 8.4 | P TR 30 1.5h | 31.69 | 3.84 | 4.80 | 5.20 | 6.15 | 0.049722 | 5.15 | 6.15 | 7.30 | 1.79 |
| lurco | lurco_valle | 8.3 | A TR 200 1.5h | 46.05 | 2.07 | 4.99 | 4.27 | 5.39 | 0.005494 | 2.81 | 16.41 | 7.12 | 0.59 |
| lurco | lurco_valle | 8.3 | A TR 200 3h | 47.56 | 2.07 | 5.06 | 4.31 | 5.46 | 0.005418 | 2.82 | 16.89 | 7.12 | 0.58 |
| lurco | lurco_valle | 8.3 | A TR 30 1.5h | 31.76 | 2.07 | 4.36 | 3.85 | 4.72 | 0.006216 | 2.65 | 11.99 | 6.87 | 0.64 |
| lurco | lurco_valle | 8.3 | P TR 200 1.5h | 48.69 | 2.07 | 5.16 | 4.34 | 5.43 | 0.003543 | 2.40 | 23.87 | 18.01 | 0.49 |
| lurco | lurco_valle | 8.3 | P TR 200 3h | 49.36 | 2.07 | 5.18 | 4.36 | 5.44 | 0.003524 | 2.40 | 24.20 | 18.04 | 0.49 |
| lurco | lurco_valle | 8.3 | P TR 30 1.5h | 31.76 | 2.07 | 4.36 | 3.85 | 4.72 | 0.006252 | 2.65 | 11.97 | 6.86 | 0.64 |
| lurco | lurco_valle | 8 | A TR 200 1.5h | 47.85 | 1.87 | 4.77 | 3.82 | 5.20 | 0.004408 | 2.91 | 16.53 | 8.29 | 0.55 |
| lurco | lurco_valle | 8 | A TR 200 3h | 49.37 | 1.87 | 4.82 | 3.86 | 5.26 | 0.004434 | 2.95 | 16.82 | 8.36 | 0.55 |
| lurco | lurco_valle | 8 | A TR 30 1.5h | 31.88 | 1.87 | 4.21 | 3.35 | 4.50 | 0.004039 | 2.41 | 13.28 | 7.47 | 0.50 |
| lurco | lurco_valle | 8 | P TR 200 1.5h | 48.88 | 1.87 | 4.80 | 3.85 | 5.24 | 0.004426 | 2.94 | 16.73 | 8.34 | 0.55 |
| lurco | lurco_valle | 8 | P TR 200 3h | 49.49 | 1.87 | 4.82 | 3.87 | 5.27 | 0.004436 | 2.95 | 16.84 | 8.37 | 0.55 |
| lurco | lurco_valle | 8 | P TR 30 1.5h | 31.88 | 1.87 | 4.21 | 3.35 | 4.50 | 0.004040 | 2.41 | 13.28 | 7.47 | 0.50 |
| lurco | lurco_valle | 7.5 | | Bridge | | | | | | | | | |
| lurco | lurco_valle | 7 | A TR 200 1.5h | 47.85 | 1.96 | 3.95 | 4.11 | 5.09 | 0.014624 | 4.74 | 10.09 | 8.48 | 1.14 |
| lurco | lurco_valle | 7 | A TR 200 3h | 49.37 | 1.96 | 3.98 | 4.15 | 5.16 | 0.014638 | 4.80 | 10.28 | 8.48 | 1.14 |
| lurco | lurco_valle | 7 | A TR 30 1.5h | 31.88 | 1.96 | 3.58 | 3.65 | 4.39 | 0.014114 | 3.99 | 7.99 | 8.48 | 1.08 |
| lurco | lurco_valle | 7 | P TR 200 1.5h | 48.88 | 1.96 | 3.97 | 4.13 | 5.14 | 0.014556 | 4.78 | 10.23 | 8.48 | 1.14 |
| lurco | lurco_valle | 7 | P TR 200 3h | 49.49 | 1.96 | 3.98 | 4.15 | 5.16 | 0.014628 | 4.81 | 10.29 | 8.48 | 1.14 |
| lurco | lurco_valle | 7 | P TR 30 1.5h | 31.88 | 1.96 | 3.58 | 3.65 | 4.39 | 0.014085 | 3.99 | 8.00 | 8.48 | 1.07 |
| lurco | lurco_valle | 6 | A TR 200 1.5h | 47.94 | 1.54 | 3.29 | 3.25 | 4.00 | 0.014123 | 3.75 | 12.77 | 8.26 | 0.96 |
| lurco | lurco_valle | 6 | A TR 200 3h | 49.47 | 1.54 | 3.32 | 3.28 | 4.05 | 0.014145 | 3.79 | 13.04 | 8.26 | 0.96 |
| lurco | lurco_valle | 6 | A TR 30 1.5h | 32.01 | 1.54 | 2.92 | 2.89 | 3.47 | 0.014129 | 3.28 | 9.75 | 8.25 | 0.96 |
| lurco | lurco_valle | 6 | P TR 200 1.5h | 49.08 | 1.54 | 3.31 | 3.27 | 4.04 | 0.014204 | 3.79 | 12.95 | 8.26 | 0.97 |
| lurco | lurco_valle | 6 | P TR 200 3h | 49.62 | 1.54 | 3.32 | 3.28 | 4.06 | 0.014147 | 3.80 | 13.07 | 8.26 | 0.96 |
| lurco | lurco_valle | 6 | P TR 30 1.5h | 32.01 | 1.54 | 2.92 | 2.89 | 3.47 | 0.014220 | 3.29 | 9.73 | 8.25 | 0.97 |
| lurco | lurco_valle | 5 | A TR 200 1.5h | 48.07 | 0.88 | 2.65 | 2.49 | 3.25 | 0.011175 | 3.42 | 14.05 | 8.66 | 0.86 |
| lurco | lurco_valle | 5 | A TR 200 3h | 49.49 | 0.88 | 2.68 | 2.52 | 3.29 | 0.011189 | 3.46 | 14.32 | 8.66 | 0.86 |
| lurco | lurco_valle | 5 | A TR 30 1.5h | 32.15 | 0.88 | 2.28 | 2.15 | 2.73 | 0.010876 | 2.97 | 10.84 | 8.66 | 0.85 |
| lurco | lurco_valle | 5 | P TR 200 1.5h | 49.27 | 0.88 | 2.68 | 2.52 | 3.29 | 0.011132 | 3.44 | 14.30 | 8.66 | 0.86 |
| lurco | lurco_valle | 5 | P TR 200 3h | 49.59 | 0.88 | 2.68 | 2.52 | 3.29 | 0.011216 | 3.46 | 14.33 | 8.66 | 0.86 |
| lurco | lurco_valle | 5 | P TR 30 1.5h | 32.16 | 0.88 | 2.28 | 2.15 | 2.73 | 0.010904 | 2.97 | 10.83 | 8.66 | 0.85 |
| lurco | lurco_valle | 4.5 | | Bridge | | | | | | | | | |
| lurco | lurco_valle | 4 | A TR 200 1.5h | 48.07 | 0.86 | 2.67 | 2.42 | 3.20 | 0.009666 | 3.23 | 14.87 | 8.77 | 0.79 |
| lurco | lurco_valle | 4 | A TR 200 3h | 49.59 | 0.86 | 2.70 | 2.46 | 3.25 | 0.009702 | 3.27 | 15.17 | 8.77 | 0.79 |
| lurco | lurco_valle | 4 | A TR 30 1.5h | 32.16 | 0.86 | 2.27 | 2.08 | 2.68 | 0.009705 | 2.83 | 11.35 | 8.77 | 0.79 |
| lurco | lurco_valle | 4 | P TR 200 1.5h | 49.30 | 0.86 | 2.69 | 2.45 | 3.24 | 0.009745 | 3.27 | 15.09 | 8.77 | 0.80 |
| lurco | lurco_valle | 4 | P TR 200 3h | 49.78 | 0.86 | 2.71 | 2.46 | 3.25 | 0.009696 | 3.27 | 15.21 | 8.77 | 0.79 |
| lurco | lurco_valle | 4 | P TR 30 1.5h | 32.16 | 0.86 | 2.26 | 2.08 | 2.67 | 0.009811 | 2.84 | 11.31 | 8.77 | 0.80 |
| lurco | lurco_valle | 3 | A TR 200 1.5h | 48.20 | 0.42 | 2.30 | 2.05 | 2.83 | 0.009341 | 3.23 | 14.94 | 8.71 | 0.79 |
| lurco | lurco_valle | 3 | A TR 200 3h | 49.70 | 0.42 | 2.33 | 2.08 | 2.88 | 0.009419 | 3.27 | 15.21 | 8.71 | 0.79 |
| lurco | lurco_valle | 3 | A TR 30 1.5h | 32.26 | 0.42 | 1.92 | 1.70 | 2.32 | 0.008822 | 2.77 | 11.63 | 8.71 | 0.77 |
| lurco | lurco_valle | 3 | P TR 200 1.5h | 49.46 | 0.42 | 2.31 | 2.07 | 2.86 | 0.009683 | 3.29 | 15.02 | 8.71 | 0.80 |

| River | Reach | River Sta | Plan | Q Total (m3/s) | Min Ch El (m) | W.S. Elev (m) | Crit W.S. (m) | E.G. Elev (m) | E.G. Slope (m/m) | Vel Chnl (m/s) | Flow Area (m2) | Top Width (m) | Froude # Chl |
|----------|-------------|-----------|---------------|-------------------|------------------|------------------|------------------|------------------|---------------------|-------------------|-------------------|------------------|--------------|
| lurco | lurco_valle | 3 | P TR 200 3h | 49.89 | 0.42 | 2.34 | 2.08 | 2.88 | 0.009417 | 3.27 | 15.26 | 8.71 | 0.79 |
| lurco | lurco_valle | 3 | P TR 30 1.5h | 32.27 | 0.42 | 1.91 | 1.71 | 2.31 | 0.009071 | 2.80 | 11.53 | 8.71 | 0.78 |
| lurco | lurco_valle | 2 | A TR 200 1.5h | 48.44 | 0.18 | 2.23 | 1.34 | 2.41 | 0.002155 | 1.90 | 25.50 | 12.71 | 0.43 |
| lurco | lurco_valle | 2 | A TR 200 3h | 49.89 | 0.18 | 2.26 | 1.37 | 2.45 | 0.002157 | 1.92 | 25.98 | 12.71 | 0.43 |
| lurco | lurco_valle | 2 | A TR 30 1.5h | 32.46 | 0.18 | 1.78 | 1.08 | 1.91 | 0.002137 | 1.63 | 19.87 | 12.67 | 0.41 |
| lurco | lurco_valle | 2 | P TR 200 1.5h | 49.76 | 0.18 | 2.26 | 1.37 | 2.45 | 0.002156 | 1.92 | 25.94 | 12.71 | 0.43 |
| lurco | lurco_valle | 2 | P TR 200 3h | 50.10 | 0.18 | 2.27 | 1.37 | 2.46 | 0.002157 | 1.92 | 26.05 | 12.71 | 0.43 |
| lurco | lurco_valle | 2 | P TR 30 1.5h | 32.47 | 0.18 | 1.78 | 1.07 | 1.91 | 0.002137 | 1.63 | 19.87 | 12.67 | 0.41 |
| lurco | lurco_valle | 1.5 | | Bridge | | | | | | | | | |
| lurco | lurco_valle | 1.1 | A TR 200 1.5h | 48.44 | 0.18 | 2.12 | 1.36 | 2.34 | 0.002699 | 2.09 | 23.20 | 17.32 | 0.48 |
| lurco | lurco_valle | 1.1 | A TR 200 3h | 49.89 | 0.18 | 2.15 | 1.39 | 2.38 | 0.002700 | 2.11 | 23.64 | 17.40 | 0.48 |
| lurco | lurco_valle | 1.1 | A TR 30 1.5h | 32.46 | 0.18 | 1.68 | 1.09 | 1.85 | 0.002699 | 1.80 | 18.02 | 16.39 | 0.47 |
| lurco | lurco_valle | 1.1 | P TR 200 1.5h | 49.76 | 0.18 | 2.15 | 1.39 | 2.38 | 0.002699 | 2.11 | 23.60 | 17.39 | 0.48 |
| lurco | lurco_valle | 1.1 | P TR 200 3h | 50.10 | 0.18 | 2.16 | 1.39 | 2.39 | 0.002700 | 2.11 | 23.70 | 17.41 | 0.48 |
| lurco | lurco_valle | 1.1 | P TR 30 1.5h | 32.47 | 0.18 | 1.68 | 1.09 | 1.85 | 0.002698 | 1.80 | 18.02 | 16.39 | 0.47 |
| lurco | lurco_valle | 1 | A TR 200 1.5h | 48.44 | 0.18 | 2.12 | 1.36 | 2.34 | 0.002702 | 2.09 | 23.19 | 17.32 | 0.48 |
| lurco | lurco_valle | 1 | A TR 200 3h | 49.89 | 0.18 | 2.15 | 1.39 | 2.38 | 0.002701 | 2.11 | 23.64 | 17.40 | 0.48 |
| lurco | lurco_valle | 1 | A TR 30 1.5h | 32.46 | 0.18 | 1.68 | 1.09 | 1.85 | 0.002701 | 1.80 | 18.02 | 16.39 | 0.47 |
| lurco | lurco_valle | 1 | P TR 200 1.5h | 49.76 | 0.18 | 2.15 | 1.39 | 2.38 | 0.002701 | 2.11 | 23.60 | 17.39 | 0.48 |
| lurco | lurco_valle | 1 | P TR 200 3h | 50.10 | 0.18 | 2.16 | 1.39 | 2.39 | 0.002701 | 2.11 | 23.70 | 17.41 | 0.48 |
| lurco | lurco_valle | 1 | P TR 30 1.5h | 32.47 | 0.18 | 1.68 | 1.09 | 1.85 | 0.002700 | 1.80 | 18.02 | 16.39 | 0.47 |
| Crocetta | Crocetta | 15 | A TR 200 1.5h | 24.71 | 35.68 | 37.60 | 36.66 | 37.72 | 0.001804 | 1.54 | 16.51 | 10.10 | 0.36 |
| Crocetta | Crocetta | 15 | A TR 200 3h | 22.99 | 35.68 | 37.47 | 36.61 | 37.59 | 0.001987 | 1.55 | 15.22 | 9.88 | 0.37 |
| Crocetta | Crocetta | 15 | A TR 30 1.5h | 12.00 | 35.68 | 36.22 | 36.29 | 36.60 | 0.024968 | 2.76 | 4.35 | 8.32 | 1.22 |
| Crocetta | Crocetta | 15 | P TR 200 1.5h | 24.71 | 35.68 | 37.60 | 36.66 | 37.72 | 0.001798 | 1.54 | 16.53 | 10.10 | 0.36 |
| Crocetta | Crocetta | 15 | P TR 200 3h | 22.99 | 35.68 | 37.47 | 36.61 | 37.59 | 0.001987 | 1.55 | 15.22 | 9.88 | 0.37 |
| Crocetta | Crocetta | 15 | P TR 30 1.5h | 12.00 | 35.68 | 36.22 | 36.29 | 36.60 | 0.023891 | 2.72 | 4.41 | 8.32 | 1.19 |
| Crocetta | Crocetta | 14 | A TR 200 1.5h | 24.70 | 34.21 | 37.50 | 37.12 | 37.69 | 0.004255 | 1.97 | 13.60 | 11.68 | 0.54 |
| Crocetta | Crocetta | 14 | A TR 200 3h | 22.99 | 34.21 | 37.35 | 37.08 | 37.56 | 0.005645 | 2.09 | 11.83 | 11.68 | 0.61 |
| Crocetta | Crocetta | 14 | A TR 30 1.5h | 12.00 | 34.21 | 35.77 | 35.64 | 36.38 | 0.007994 | 3.44 | 3.49 | 6.23 | 0.88 |
| Crocetta | Crocetta | 14 | P TR 200 1.5h | 24.70 | 34.21 | 37.50 | 37.12 | 37.69 | 0.004255 | 1.97 | 13.60 | 11.68 | 0.54 |
| Crocetta | Crocetta | 14 | P TR 200 3h | 22.99 | 34.21 | 37.35 | 37.08 | 37.56 | 0.005645 | 2.09 | 11.83 | 11.68 | 0.61 |
| Crocetta | Crocetta | 14 | P TR 30 1.5h | 12.00 | 34.21 | 35.77 | 35.64 | 36.38 | 0.007994 | 3.44 | 3.49 | 6.23 | 0.88 |
| Crocetta | Crocetta | 13.5 | | Bridge | | | | | | | | | |
| Crocetta | Crocetta | 13 | A TR 200 1.5h | 24.70 | 34.21 | 35.68 | 36.36 | 37.98 | 0.032954 | 6.71 | 3.68 | 6.04 | 1.77 |
| Crocetta | Crocetta | 13 | A TR 200 3h | 22.99 | 34.21 | 35.63 | 36.26 | 37.77 | 0.032432 | 6.49 | 3.54 | 5.92 | 1.74 |
| Crocetta | Crocetta | 13 | A TR 30 1.5h | 12.00 | 34.21 | 35.20 | 35.54 | 36.40 | 0.029394 | 4.86 | 2.47 | 5.00 | 1.56 |
| Crocetta | Crocetta | 13 | P TR 200 1.5h | 24.70 | 34.21 | 35.68 | 36.36 | 37.98 | 0.032954 | 6.71 | 3.68 | 6.04 | 1.77 |
| Crocetta | Crocetta | 13 | P TR 200 3h | 22.99 | 34.21 | 35.63 | 36.26 | 37.77 | 0.032432 | 6.49 | 3.54 | 5.92 | 1.74 |
| Crocetta | Crocetta | 13 | P TR 30 1.5h | 12.00 | 34.21 | 35.20 | 35.54 | 36.40 | 0.029394 | 4.86 | 2.47 | 5.00 | 1.56 |
| Crocetta | Crocetta | 12 | A TR 200 1.5h | 24.70 | 32.09 | 33.36 | 33.68 | 34.34 | 0.029726 | 4.51 | 5.95 | 7.92 | 1.46 |
| Crocetta | Crocetta | 12 | A TR 200 3h | 22.99 | 32.09 | 33.32 | 33.62 | 34.26 | 0.029824 | 4.42 | 5.63 | 7.70 | 1.45 |
| Crocetta | Crocetta | 12 | A TR 30 1.5h | 12.00 | 32.09 | 32.99 | 33.20 | 33.65 | 0.030405 | 3.61 | 3.43 | 5.99 | 1.40 |
| Crocetta | Crocetta | 12 | P TR 200 1.5h | 24.70 | 32.09 | 33.36 | 33.68 | 34.34 | 0.029726 | 4.51 | 5.95 | 7.92 | 1.46 |
| Crocetta | Crocetta | 12 | P TR 200 3h | 22.99 | 32.09 | 33.32 | 33.62 | 34.26 | 0.029824 | 4.42 | 5.63 | 7.70 | 1.45 |
| Crocetta | Crocetta | 12 | P TR 30 1.5h | 12.00 | 32.09 | 32.99 | 33.20 | 33.65 | 0.030404 | 3.61 | 3.43 | 5.99 | 1.40 |
| Crocetta | Crocetta | 11 | A TR 200 1.5h | 24.81 | 24.75 | 26.30 | 26.37 | 26.97 | 0.017769 | 3.61 | 6.87 | 6.08 | 1.09 |
| Crocetta | Crocetta | 11 | A TR 200 3h | 23.46 | 24.75 | 26.26 | 26.33 | 26.90 | 0.017652 | 3.54 | 6.62 | 6.03 | 1.08 |
| Crocetta | Crocetta | 11 | A TR 30 1.5h | 12.06 | 24.75 | 25.84 | 25.87 | 26.26 | 0.018026 | 2.90 | 4.16 | 5.52 | 1.07 |
| Crocetta | Crocetta | 11 | P TR 200 1.5h | 24.81 | 24.75 | 26.30 | 26.37 | 26.97 | 0.017769 | 3.61 | 6.87 | 6.08 | 1.09 |
| Crocetta | Crocetta | 11 | P TR 200 3h | 23.46 | 24.75 | 26.26 | 26.32 | 26.90 | 0.017652 | 3.54 | 6.62 | 6.03 | 1.08 |
| Crocetta | Crocetta | 11 | P TR 30 1.5h | 12.06 | 24.75 | 25.84 | 25.87 | 26.26 | 0.018026 | 2.90 | 4.16 | 5.52 | 1.07 |
| Crocetta | Crocetta | 10 | A TR 200 1.5h | 24.88 | 22.09 | 23.75 | 23.84 | 24.52 | 0.019893 | 3.88 | 6.42 | 5.07 | 1.10 |
| Crocetta | Crocetta | 10 | A TR 200 3h | 24.11 | 22.09 | 23.72 | 23.81 | 24.47 | 0.019725 | 3.83 | 6.29 | 5.03 | 1.09 |
| Crocetta | Crocetta | 10 | A TR 30 1.5h | 12.09 | 22.09 | 23.20 | 23.24 | 23.71 | 0.019624 | 3.16 | 3.82 | 4.30 | 1.07 |
| Crocetta | Crocetta | 10 | P TR 200 1.5h | 24.88 | 22.09 | 23.75 | 23.84 | 24.52 | 0.019893 | 3.88 | 6.42 | 5.07 | 1.10 |
| Crocetta | Crocetta | 10 | P TR 200 3h | 24.11 | 22.09 | 23.72 | 23.81 | 24.47 | 0.019725 | 3.83 | 6.29 | 5.03 | 1.09 |
| Crocetta | Crocetta | 10 | P TR 30 1.5h | 12.09 | 22.09 | 23.20 | 23.24 | 23.71 | 0.019624 | 3.16 | 3.82 | 4.30 | 1.07 |
| Crocetta | Crocetta | 9 | A TR 200 1.5h | 24.97 | 18.65 | 20.16 | 20.29 | 20.95 | 0.022027 | 3.94 | 6.34 | 5.37 | 1.16 |
| Crocetta | Crocetta | 9 | A TR 200 3h | 24.93 | 18.65 | 20.16 | 20.29 | 20.94 | 0.021897 | 3.93 | 6.34 | 5.37 | 1.15 |
| Crocetta | Crocetta | 9 | A TR 30 1.5h | 12.14 | 18.65 | 19.66 | 19.73 | 20.17 | 0.020965 | 3.16 | 3.85 | 4.73 | 1.12 |
| Crocetta | Crocetta | 9 | P TR 200 1.5h | 24.97 | 18.65 | 20.16 | 20.29 | 20.95 | 0.022027 | 3.94 | 6.34 | 5.37 | 1.16 |
| Crocetta | Crocetta | 9 | P TR 200 3h | 24.93 | 18.65 | 20.16 | 20.29 | 20.94 | 0.021896 | 3.93 | 6.34 | 5.37 | 1.15 |
| Crocetta | Crocetta | 9 | P TR 30 1.5h | 12.14 | 18.65 | 19.66 | 19.73 | 20.17 | 0.020964 | 3.16 | 3.85 | 4.73 | 1.12 |
| Crocetta | Crocetta | 8 | A TR 200 1.5h | 25.07 | 14.14 | 16.50 | 15.42 | 16.59 | 0.001343 | 1.34 | 18.72 | 10.50 | 0.32 |
| Crocetta | Crocetta | 8 | A TR 200 3h | 25.92 | 14.14 | 16.52 | 15.44 | 16.62 | 0.001379 | 1.37 | 18.99 | 10.53 | 0.32 |
| Crocetta | Crocetta | 8 | A TR 30 1.5h | 12.19 | 14.14 | 16.05 | 14.95 | 16.09 | 0.000704 | 0.86 | 14.21 | 9.86 | 0.23 |
| Crocetta | Crocetta | 8 | P TR 200 1.5h | 25.07 | 14.14 | 16.50 | 15.42 | 16.59 | 0.001343 | 1.34 | 18.72 | 10.50 | 0.32 |
| Crocetta | Crocetta | 8 | P TR 200 3h | 25.92 | 14.14 | 16.52 | 15.44 | 16.62 | 0.001379 | 1.37 | 18.99 | 10.53 | 0.32 |
| Crocetta | Crocetta | 8 | P TR 30 1.5h | 12.19 | 14.14 | 16.05 | 14.95 | 16.09 | 0.000704 | 0.86 | 14.21 | 9.86 | 0.23 |
| Crocetta | Crocetta | 7.95 | | Ini Struct | | | | | | | | | |
| Crocetta | Crocetta | 7.9 | A TR 200 1.5h | 25.07 | 14.14 | 16.20 | 15.42 | 16.33 | 0.002236 | 1.60 | 15.68 | 10.07 | 0.41 |

| River | Reach | River Sta | Plan | Q Total (m3/s) | Min Ch El (m) | W.S. Elev (m) | Crit W.S. (m) | E.G. Elev (m) | E.G. Slope (m/m) | Vel Chnl (m/s) | Flow Area (m2) | Top Width (m) | Froude # Chl |
|----------|----------|-----------|---------------|-------------------|------------------|------------------|------------------|------------------|---------------------|-------------------|-------------------|------------------|--------------|
| Crocetta | Crocetta | 7.9 | A TR 200 3h | 25.92 | 14.14 | 16.25 | 15.44 | 16.38 | 0.002173 | 1.60 | 16.21 | 10.15 | 0.40 |
| Crocetta | Crocetta | 7.9 | A TR 30 1.5h | 12.19 | 14.14 | 15.43 | 14.95 | 15.54 | 0.003296 | 1.45 | 8.39 | 8.83 | 0.48 |
| Crocetta | Crocetta | 7.9 | P TR 200 1.5h | 25.07 | 14.14 | 16.22 | 15.42 | 16.35 | 0.002159 | 1.58 | 15.87 | 10.10 | 0.40 |
| Crocetta | Crocetta | 7.9 | P TR 200 3h | 25.92 | 14.14 | 16.25 | 15.44 | 16.38 | 0.002173 | 1.60 | 16.21 | 10.15 | 0.40 |
| Crocetta | Crocetta | 7.9 | P TR 30 1.5h | 12.19 | 14.14 | 15.44 | 14.95 | 15.55 | 0.003223 | 1.44 | 8.47 | 8.88 | 0.47 |
| Crocetta | Crocetta | 7 | A TR 200 1.5h | 25.09 | 14.04 | 15.81 | 15.50 | 16.29 | 0.008770 | 3.06 | 8.19 | 5.84 | 0.74 |
| Crocetta | Crocetta | 7 | A TR 200 3h | 26.01 | 14.04 | 15.85 | 15.54 | 16.34 | 0.008783 | 3.10 | 8.39 | 5.87 | 0.74 |
| Crocetta | Crocetta | 7 | A TR 30 1.5h | 12.20 | 14.04 | 15.17 | 14.96 | 15.45 | 0.008535 | 2.37 | 5.15 | 5.30 | 0.73 |
| Crocetta | Crocetta | 7 | P TR 200 1.5h | 25.09 | 14.04 | 15.81 | 15.50 | 16.29 | 0.008770 | 3.06 | 8.19 | 5.84 | 0.74 |
| Crocetta | Crocetta | 7 | P TR 200 3h | 26.01 | 14.04 | 15.85 | 15.54 | 16.34 | 0.008783 | 3.10 | 8.39 | 5.87 | 0.74 |
| Crocetta | Crocetta | 7 | P TR 30 1.5h | 12.20 | 14.04 | 15.17 | 14.96 | 15.45 | 0.008535 | 2.37 | 5.15 | 5.30 | 0.73 |
| Crocetta | Crocetta | 6.5 | | Bridge | | | | | | | | | |
| Crocetta | Crocetta | 6 | A TR 200 1.5h | 25.09 | 14.04 | 15.10 | 15.48 | 16.43 | 0.048927 | 5.11 | 4.91 | 4.62 | 1.58 |
| Crocetta | Crocetta | 6 | A TR 200 3h | 26.01 | 14.04 | 15.13 | 15.52 | 16.49 | 0.048498 | 5.16 | 5.05 | 4.62 | 1.57 |
| Crocetta | Crocetta | 6 | A TR 30 1.5h | 11.96 | 14.04 | 14.70 | 14.92 | 15.48 | 0.045298 | 3.91 | 3.06 | 4.62 | 1.53 |
| Crocetta | Crocetta | 6 | P TR 200 1.5h | 25.09 | 14.04 | 15.10 | 15.48 | 16.43 | 0.048927 | 5.11 | 4.91 | 4.62 | 1.58 |
| Crocetta | Crocetta | 6 | P TR 200 3h | 26.01 | 14.04 | 15.13 | 15.52 | 16.49 | 0.048498 | 5.16 | 5.05 | 4.62 | 1.57 |
| Crocetta | Crocetta | 6 | P TR 30 1.5h | 12.08 | 14.04 | 14.71 | 14.93 | 15.49 | 0.045401 | 3.92 | 3.08 | 4.62 | 1.53 |
| Crocetta | Crocetta | 5 | A TR 200 1.5h | 25.09 | 13.32 | 14.83 | 14.68 | 15.26 | 0.011934 | 2.91 | 8.63 | 6.88 | 0.83 |
| Crocetta | Crocetta | 5 | A TR 200 3h | 26.06 | 13.32 | 14.86 | 14.71 | 15.30 | 0.011960 | 2.95 | 8.84 | 6.88 | 0.83 |
| Crocetta | Crocetta | 5 | A TR 30 1.5h | 12.04 | 13.32 | 14.50 | 14.25 | 14.68 | 0.006942 | 1.90 | 6.35 | 6.88 | 0.63 |
| Crocetta | Crocetta | 5 | P TR 200 1.5h | 25.09 | 13.32 | 14.83 | 14.68 | 15.26 | 0.011934 | 2.91 | 8.63 | 6.88 | 0.83 |
| Crocetta | Crocetta | 5 | P TR 200 3h | 26.06 | 13.32 | 14.86 | 14.71 | 15.30 | 0.011960 | 2.95 | 8.84 | 6.88 | 0.83 |
| Crocetta | Crocetta | 5 | P TR 30 1.5h | 12.07 | 13.32 | 14.50 | 14.25 | 14.68 | 0.006877 | 1.89 | 6.38 | 6.88 | 0.63 |
| Crocetta | Crocetta | 4.5 | | Bridge | | | | | | | | | |
| Crocetta | Crocetta | 4 | A TR 200 1.5h | 25.09 | 13.12 | 14.51 | 14.48 | 15.01 | 0.012361 | 3.12 | 8.03 | 7.89 | 0.95 |
| Crocetta | Crocetta | 4 | A TR 200 3h | 26.06 | 13.12 | 14.55 | 14.51 | 15.05 | 0.012117 | 3.15 | 8.28 | 7.89 | 0.94 |
| Crocetta | Crocetta | 4 | A TR 30 1.5h | 12.54 | 13.12 | 14.09 | 14.06 | 14.41 | 0.013380 | 2.54 | 4.95 | 7.44 | 0.95 |
| Crocetta | Crocetta | 4 | P TR 200 1.5h | 25.09 | 13.12 | 14.51 | 14.48 | 15.01 | 0.012459 | 3.13 | 8.01 | 7.89 | 0.96 |
| Crocetta | Crocetta | 4 | P TR 200 3h | 26.06 | 13.12 | 14.55 | 14.51 | 15.05 | 0.012117 | 3.15 | 8.28 | 7.89 | 0.94 |
| Crocetta | Crocetta | 4 | P TR 30 1.5h | 12.47 | 13.12 | 14.08 | 14.06 | 14.41 | 0.013458 | 2.53 | 4.92 | 7.44 | 0.96 |
| Crocetta | Crocetta | 3 | A TR 200 1.5h | 25.14 | 11.29 | 12.99 | 13.11 | 13.69 | 0.020712 | 3.69 | 6.81 | 6.67 | 1.16 |
| Crocetta | Crocetta | 3 | A TR 200 3h | 26.57 | 11.29 | 13.04 | 13.17 | 13.75 | 0.020319 | 3.74 | 7.12 | 6.80 | 1.15 |
| Crocetta | Crocetta | 3 | A TR 30 1.5h | 12.79 | 11.29 | 12.49 | 12.55 | 13.01 | 0.020105 | 3.18 | 4.03 | 4.63 | 1.09 |
| Crocetta | Crocetta | 3 | P TR 200 1.5h | 25.14 | 11.29 | 12.99 | 13.11 | 13.69 | 0.020712 | 3.69 | 6.81 | 6.67 | 1.16 |
| Crocetta | Crocetta | 3 | P TR 200 3h | 26.57 | 11.29 | 13.04 | 13.17 | 13.75 | 0.020319 | 3.74 | 7.12 | 6.80 | 1.15 |
| Crocetta | Crocetta | 3 | P TR 30 1.5h | 12.77 | 11.29 | 12.49 | 12.55 | 13.01 | 0.020108 | 3.17 | 4.02 | 4.63 | 1.09 |
| Crocetta | Crocetta | 2 | A TR 200 1.5h | 25.19 | 9.33 | 11.11 | 11.14 | 11.72 | 0.015440 | 3.44 | 7.33 | 6.47 | 1.03 |
| Crocetta | Crocetta | 2 | A TR 200 3h | 27.04 | 9.33 | 11.17 | 11.21 | 11.80 | 0.015514 | 3.50 | 7.72 | 6.62 | 1.04 |
| Crocetta | Crocetta | 2 | A TR 30 1.5h | 13.25 | 9.33 | 10.65 | 10.64 | 11.07 | 0.014821 | 2.87 | 4.62 | 5.27 | 0.98 |
| Crocetta | Crocetta | 2 | P TR 200 1.5h | 25.19 | 9.33 | 11.11 | 11.14 | 11.72 | 0.015440 | 3.44 | 7.33 | 6.47 | 1.03 |
| Crocetta | Crocetta | 2 | P TR 200 3h | 27.04 | 9.33 | 11.17 | 11.21 | 11.80 | 0.015514 | 3.50 | 7.72 | 6.62 | 1.04 |
| Crocetta | Crocetta | 2 | P TR 30 1.5h | 13.24 | 9.33 | 10.65 | 10.64 | 11.07 | 0.014827 | 2.87 | 4.62 | 5.27 | 0.98 |
| Crocetta | Crocetta | 1 | A TR 200 1.5h | 23.40 | 6.93 | 8.40 | 8.26 | 8.78 | 0.009683 | 2.72 | 8.61 | 7.92 | 0.83 |
| Crocetta | Crocetta | 1 | A TR 200 3h | 27.04 | 6.93 | 8.52 | 8.37 | 8.93 | 0.009683 | 2.84 | 9.53 | 8.17 | 0.84 |
| Crocetta | Crocetta | 1 | A TR 30 1.5h | 13.21 | 6.93 | 8.00 | 7.91 | 8.28 | 0.010861 | 2.37 | 5.56 | 7.02 | 0.85 |
| Crocetta | Crocetta | 1 | P TR 200 1.5h | 25.00 | 6.93 | 8.39 | 8.31 | 8.83 | 0.011519 | 2.95 | 8.48 | 7.89 | 0.91 |
| Crocetta | Crocetta | 1 | P TR 200 3h | 27.04 | 6.93 | 8.52 | 8.37 | 8.93 | 0.009683 | 2.84 | 9.53 | 8.17 | 0.84 |
| Crocetta | Crocetta | 1 | P TR 30 1.5h | 13.20 | 6.93 | 7.98 | 7.91 | 8.28 | 0.011346 | 2.41 | 5.48 | 6.99 | 0.87 |
| Crocetta | Crocetta | 0.9 | A TR 200 1.5h | 23.07 | 6.45 | 8.35 | 7.85 | 8.58 | 0.004680 | 2.13 | 10.84 | 7.84 | 0.58 |
| Crocetta | Crocetta | 0.9 | A TR 200 3h | 27.04 | 6.45 | 8.46 | 7.98 | 8.73 | 0.005268 | 2.32 | 11.66 | 8.06 | 0.62 |
| Crocetta | Crocetta | 0.9 | A TR 30 1.5h | 13.13 | 6.45 | 7.95 | 7.47 | 8.10 | 0.003682 | 1.67 | 7.88 | 7.02 | 0.50 |
| Crocetta | Crocetta | 0.9 | P TR 200 1.5h | 18.85 | 6.45 | 8.37 | 7.70 | 8.52 | 0.003053 | 1.72 | 10.94 | 7.87 | 0.47 |
| Crocetta | Crocetta | 0.9 | P TR 200 3h | 27.04 | 6.45 | 8.46 | 7.98 | 8.73 | 0.005268 | 2.32 | 11.66 | 8.06 | 0.62 |
| Crocetta | Crocetta | 0.9 | P TR 30 1.5h | 13.13 | 6.45 | 7.95 | 7.47 | 8.09 | 0.003699 | 1.67 | 7.86 | 7.01 | 0.50 |

| River | Reach | River Sta | Plan | Q US (m3/s) | Q Leaving Total (m3/s) | Q DS (m3/s) | Q Weir (m3/s) | Q Gates (m3/s) | Wr Top Width (m) | Weir Max Depth (m) | Weir Avg Depth (m) | Min El Weir Flow (m) | E.G. US. (m) | W.S. US. (m) | E.G. DS (m) | W.S. DS (m) |
|-------|-------------|-----------|---------------|----------------|---------------------------|----------------|------------------|-------------------|---------------------|-----------------------|-----------------------|-------------------------|-----------------|-----------------|----------------|----------------|
| Iurco | Iurco | 13.99 | A TR 200 1.5h | 20.74 | 3.91 | 16.96 | 3.91 | | 13.78 | 0.57 | 0.28 | 12.23 | 16.87 | 14.91 | 12.91 | 12.80 |
| Iurco | Iurco | 13.99 | A TR 200 3h | 15.70 | 0.00 | 15.94 | 0.00 | | | | | 12.23 | 16.28 | 14.74 | 12.17 | 11.88 |
| Iurco | Iurco | 13.99 | A TR 30 1.5h | 12.75 | 0.00 | 12.85 | 0.00 | | | | | 12.23 | 15.92 | 14.63 | 11.89 | 11.59 |
| Iurco | Iurco | 13.99 | P TR 200 1.5h | 20.74 | 0.00 | 20.88 | 0.00 | | | | | 12.23 | 16.87 | 14.91 | 12.36 | 11.83 |
| Iurco | Iurco | 13.99 | P TR 200 3h | 15.70 | 0.00 | 15.94 | 0.00 | | | | | 12.23 | 16.28 | 14.74 | 12.04 | 11.59 |
| Iurco | Iurco | 13.99 | P TR 30 1.5h | 12.75 | 0.00 | 12.85 | 0.00 | | | | | 12.23 | 15.92 | 14.63 | 11.89 | 11.59 |
| Iurco | Iurco | 11.99 | A TR 200 1.5h | 16.94 | -3.85 | 20.69 | -3.85 | | 19.26 | 0.44 | 0.22 | 8.80 | 11.83 | 11.19 | 8.90 | 8.44 |
| Iurco | Iurco | 11.99 | A TR 200 3h | 15.94 | 0.00 | 16.25 | 0.00 | | | | | 8.80 | 11.77 | 11.15 | 8.73 | 8.45 |
| Iurco | Iurco | 11.99 | A TR 30 1.5h | 12.85 | 0.00 | 12.92 | 0.00 | | | | | 8.80 | 11.56 | 11.02 | 8.43 | 8.05 |
| Iurco | Iurco | 11.99 | P TR 200 1.5h | 20.88 | 0.00 | 20.84 | 0.00 | | | | | 8.80 | 12.07 | 11.35 | 8.90 | 8.43 |
| Iurco | Iurco | 11.99 | P TR 200 3h | 15.94 | 0.00 | 16.26 | 0.00 | | | | | 8.80 | 11.77 | 11.15 | 8.73 | 8.45 |
| Iurco | Iurco | 11.99 | P TR 30 1.5h | 12.85 | 0.00 | 12.92 | 0.00 | | | | | 8.80 | 11.56 | 11.02 | 8.42 | 8.04 |
| Iurco | Iurco_valle | 8.46 | A TR 200 1.5h | 47.37 | 3.90 | 47.85 | 3.90 | | 86.85 | 0.45 | 0.32 | 4.57 | 6.27 | 5.69 | 5.20 | 4.77 |
| Iurco | Iurco_valle | 8.46 | A TR 200 3h | 49.13 | 4.95 | 49.37 | 4.95 | | 88.19 | 0.53 | 0.37 | 4.57 | 6.31 | 5.72 | 5.26 | 4.82 |
| Iurco | Iurco_valle | 8.46 | A TR 30 1.5h | 31.53 | 0.00 | 31.88 | 0.00 | | | | | 4.57 | 5.82 | 5.37 | 4.50 | 4.21 |
| Iurco | Iurco_valle | 8.46 | P TR 30 1.5h | 31.53 | 0.00 | 31.88 | 0.00 | | | | | 4.57 | 5.82 | 5.37 | 4.50 | 4.21 |

| Storage Area | Plan | W.S. Elev (m) | SA Min El (m) | Net Flux (m3/s) | SA Area (1000 m2) | SA Volume (1000 m3) |
|--------------|---------------|------------------|------------------|--------------------|----------------------|------------------------|
| CR_1 | A TR 200 1.5h | 4.98 | 4.50 | 3.90 | 1.24 | 0.59 |
| CR_1 | A TR 200 3h | 5.04 | 4.50 | 4.95 | 2.94 | 0.75 |
| CR_1 | A TR 30 1.5h | 4.50 | 4.50 | 0.00 | 1.24 | 0.00 |
| CR_1 | P TR 30 1.5h | 4.50 | 4.50 | 0.00 | 1.24 | 0.00 |
| | | | | | | |
| IU_1 | A TR 200 1.5h | 9.24 | 7.69 | 0.06 | 2.66 | 1.34 |
| IU_1 | A TR 200 3h | 7.69 | 7.69 | 0.00 | 0.05 | 0.00 |
| IU_1 | A TR 30 1.5h | 7.69 | 7.69 | 0.00 | 0.05 | 0.00 |
| IU_1 | P TR 200 1.5h | 7.69 | 7.69 | 0.00 | 0.05 | 0.00 |
| IU_1 | P TR 200 3h | 7.69 | 7.69 | 0.00 | 0.05 | 0.00 |
| IU_1 | P TR 30 1.5h | 7.69 | 7.69 | 0.00 | 0.05 | 0.00 |

Torrente Tripesce

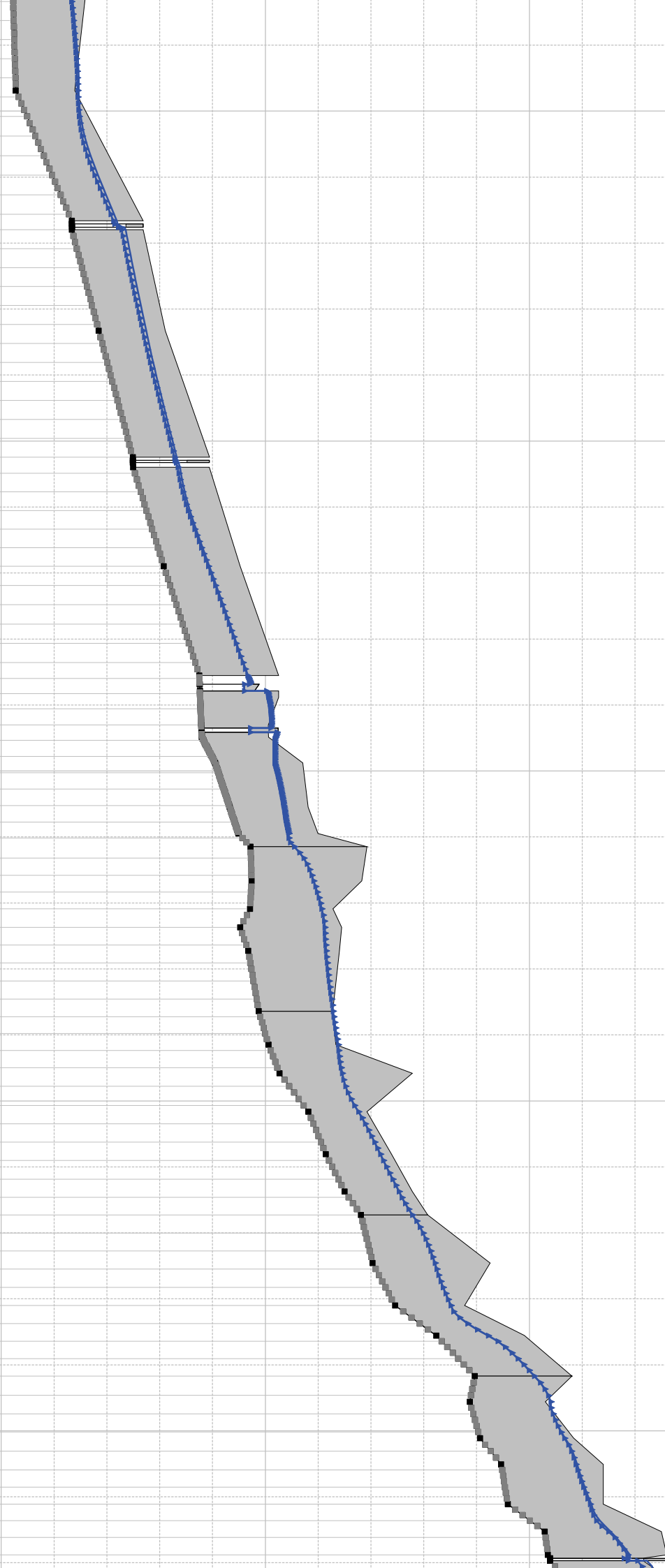
Stato Attuale



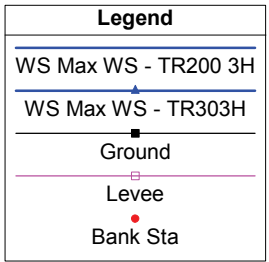
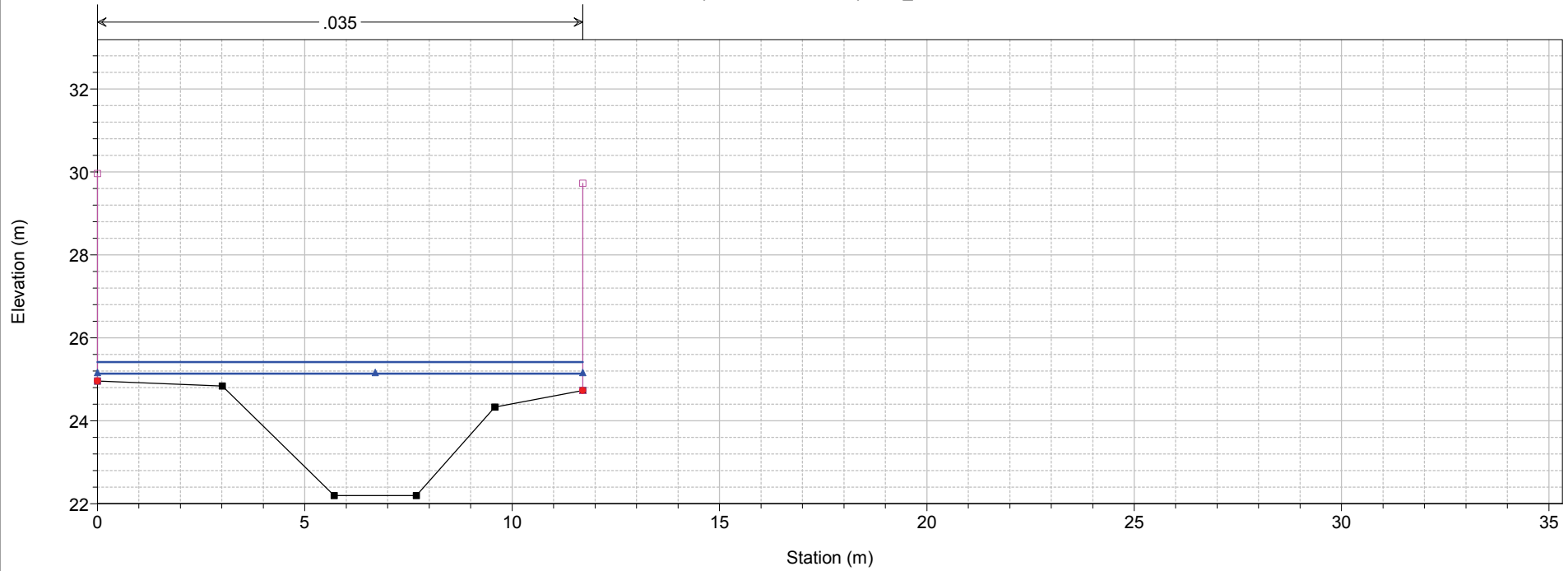
Tripesce monte



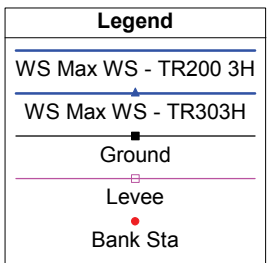
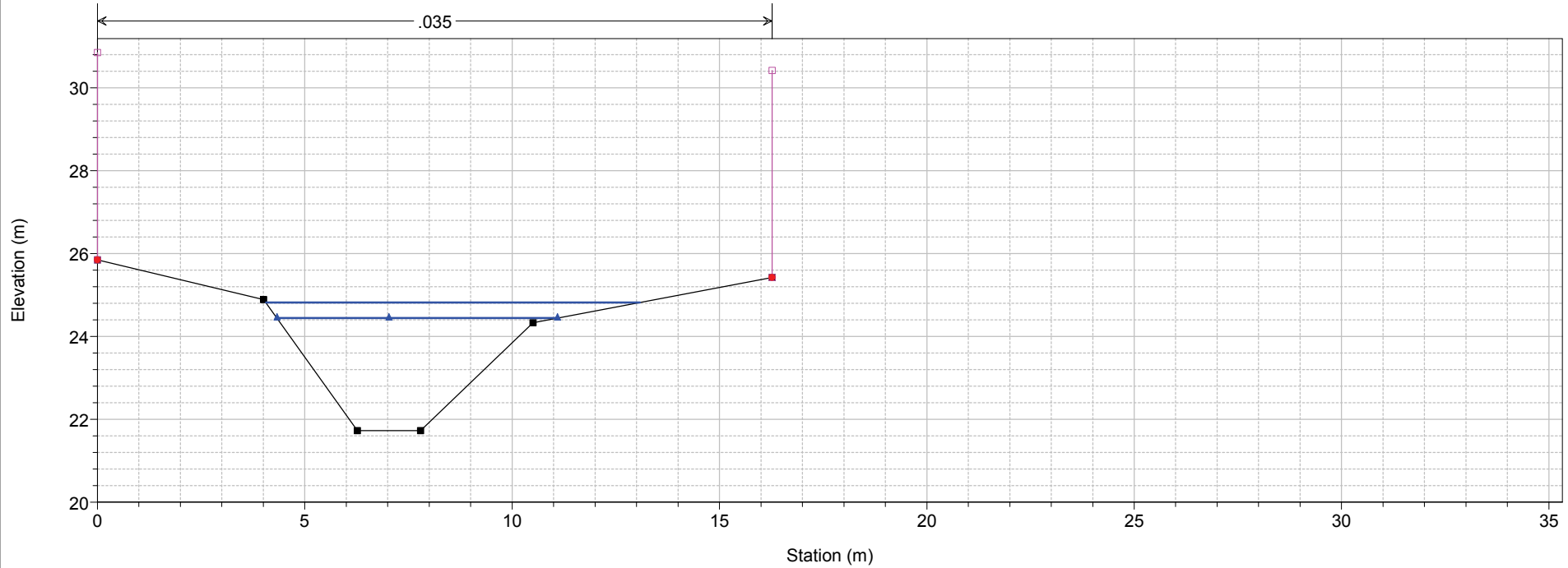




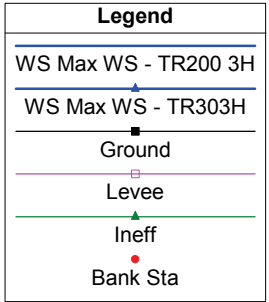
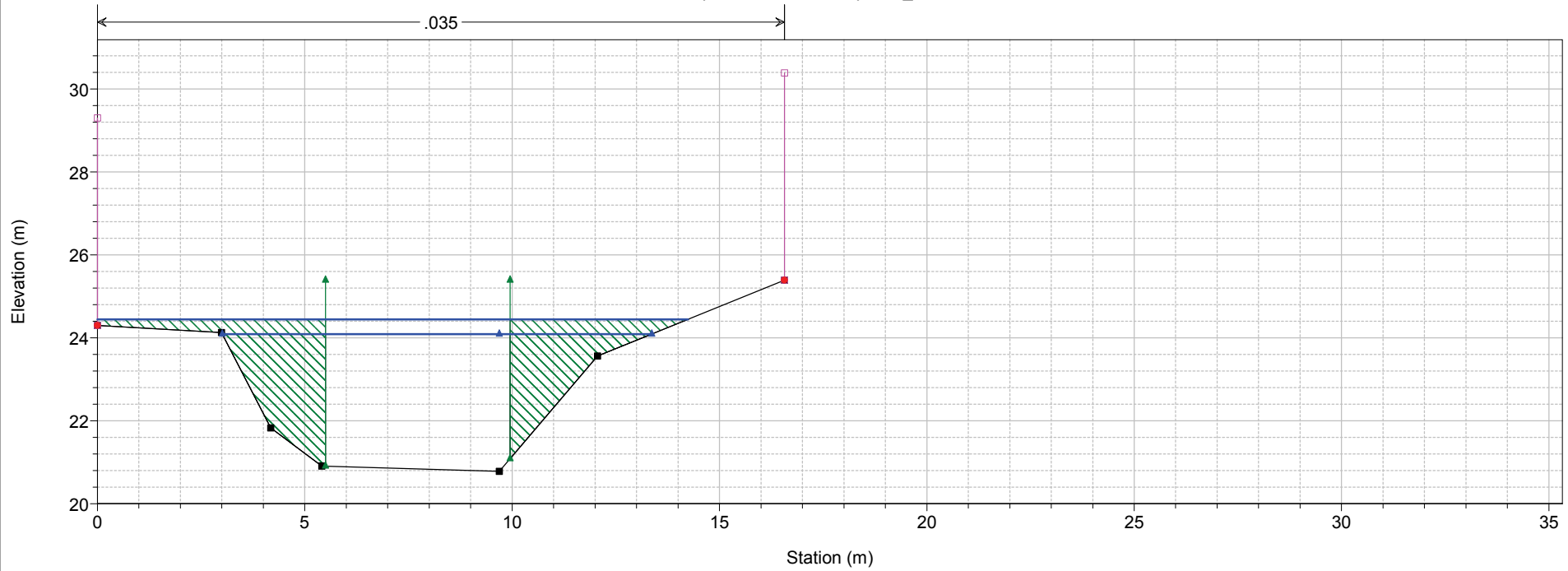
1) TR200 3H 2) TR303H
River = Tripesce Reach = Tripesce_monte RS = 46 Sez. 46 new



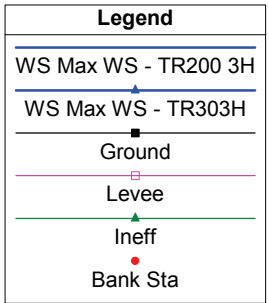
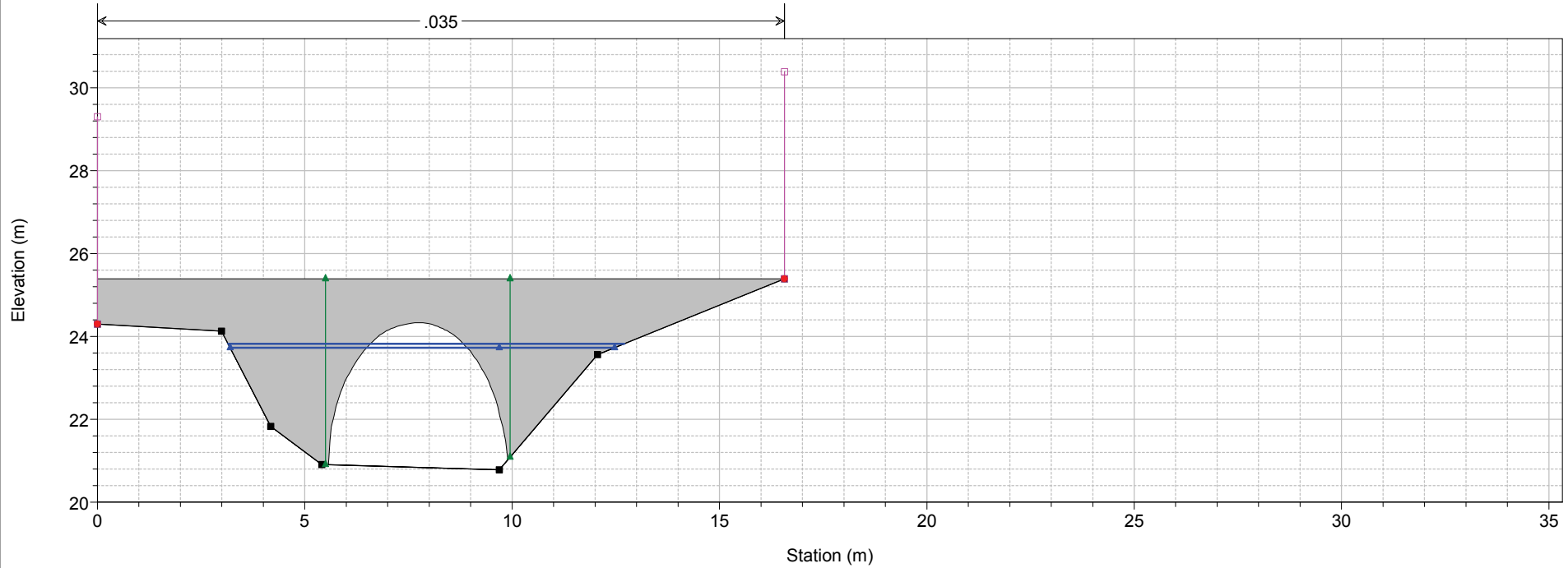
1) TR200 3H 2) TR303H
River = Tripesce Reach = Tripesce_monte RS = 45 Sez. 45 new

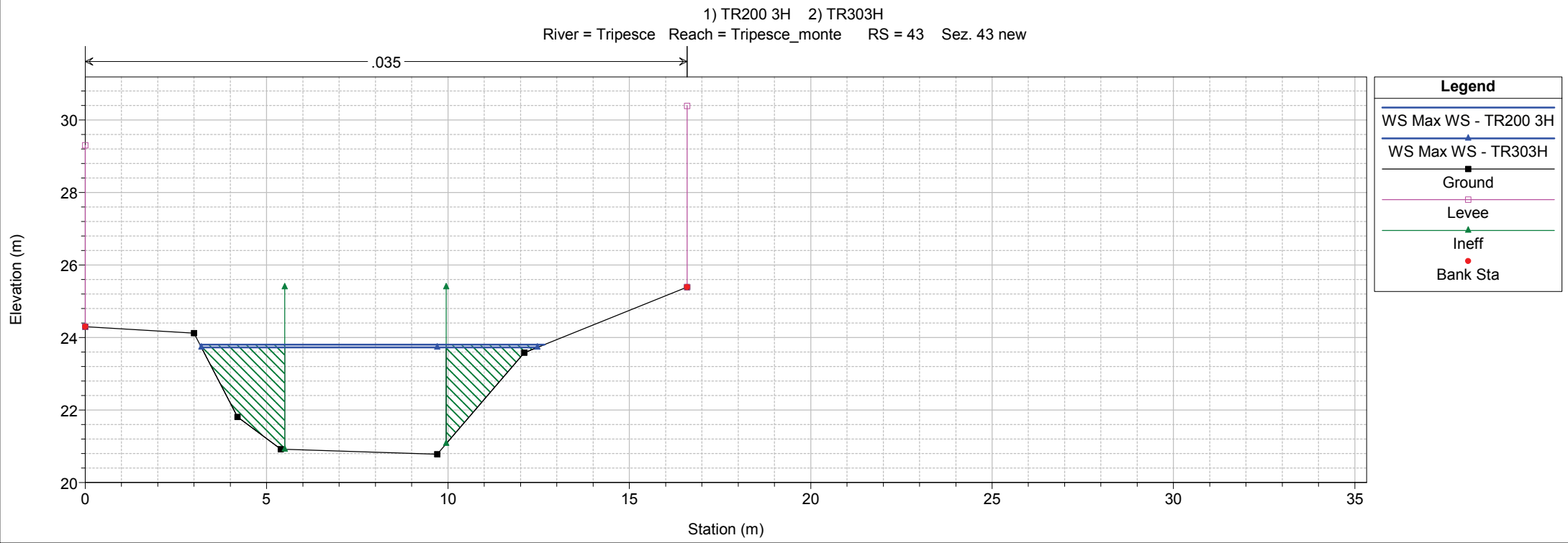
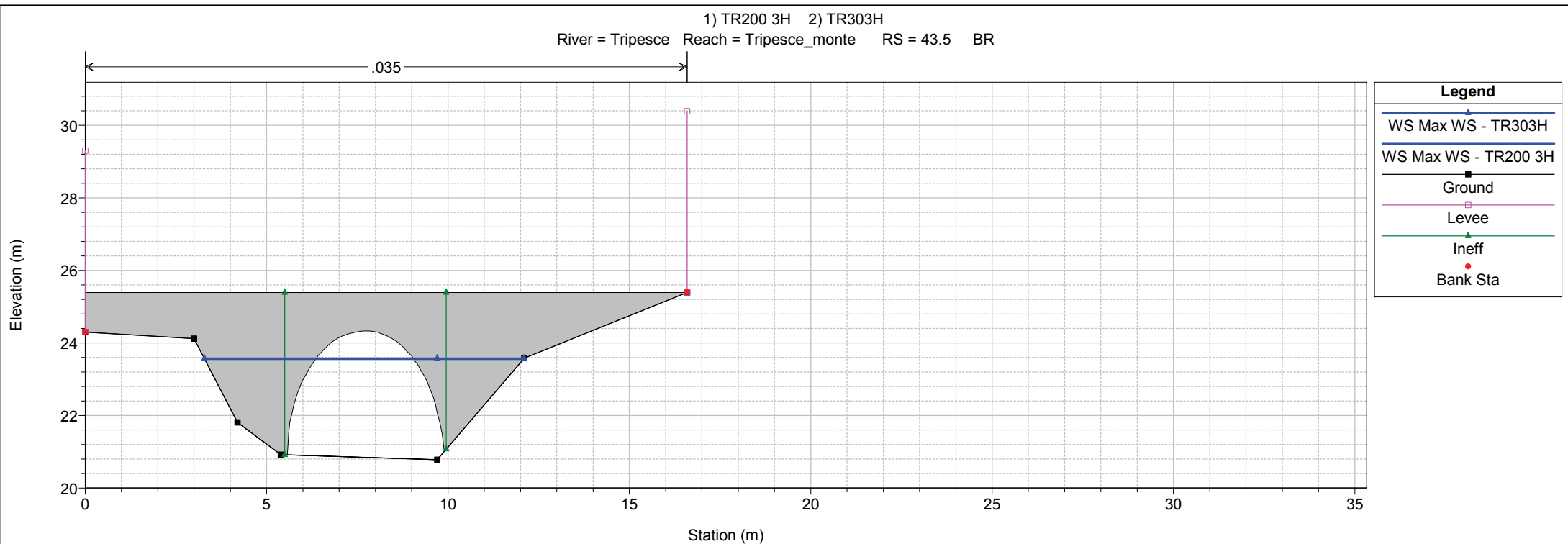


1) TR200 3H 2) TR303H
 River = Tripesce Reach = Tripesce_monte RS = 44 Sez. 44 new



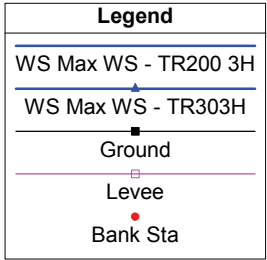
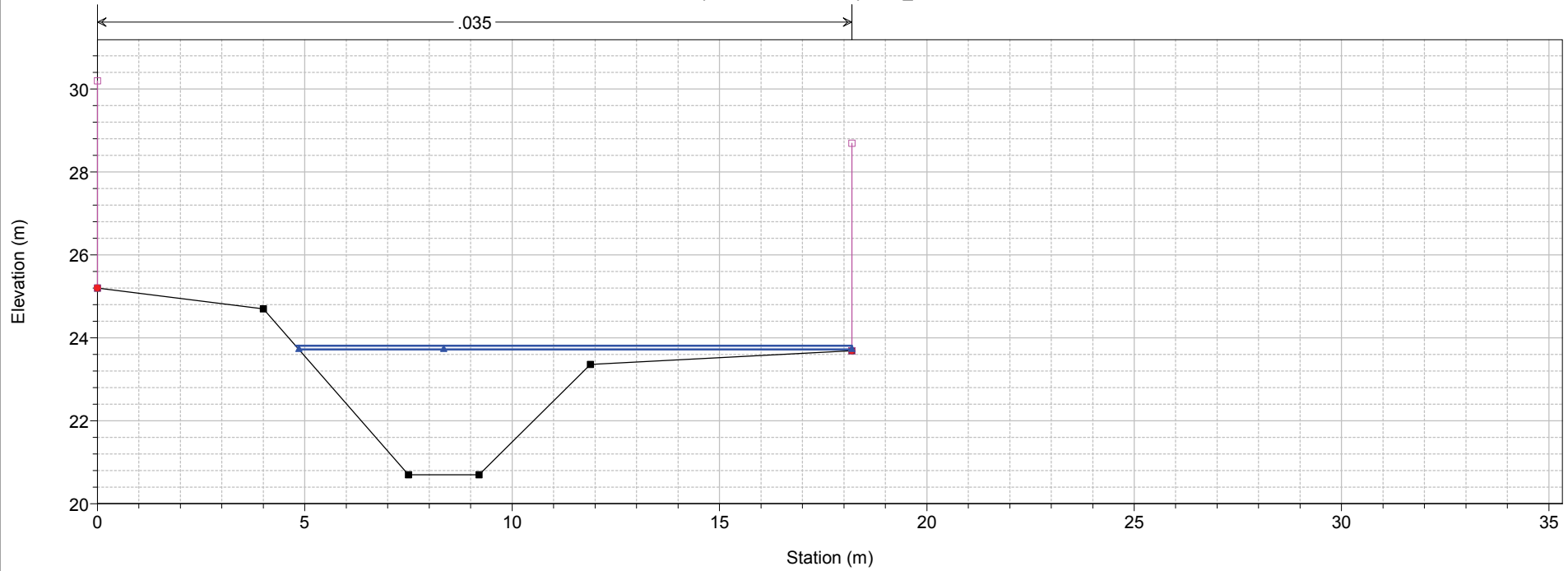
1) TR200 3H 2) TR303H
 River = Tripesce Reach = Tripesce_monte RS = 43.5 BR



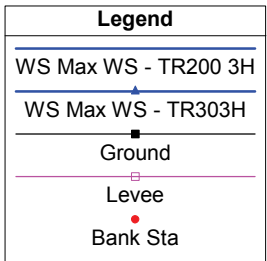
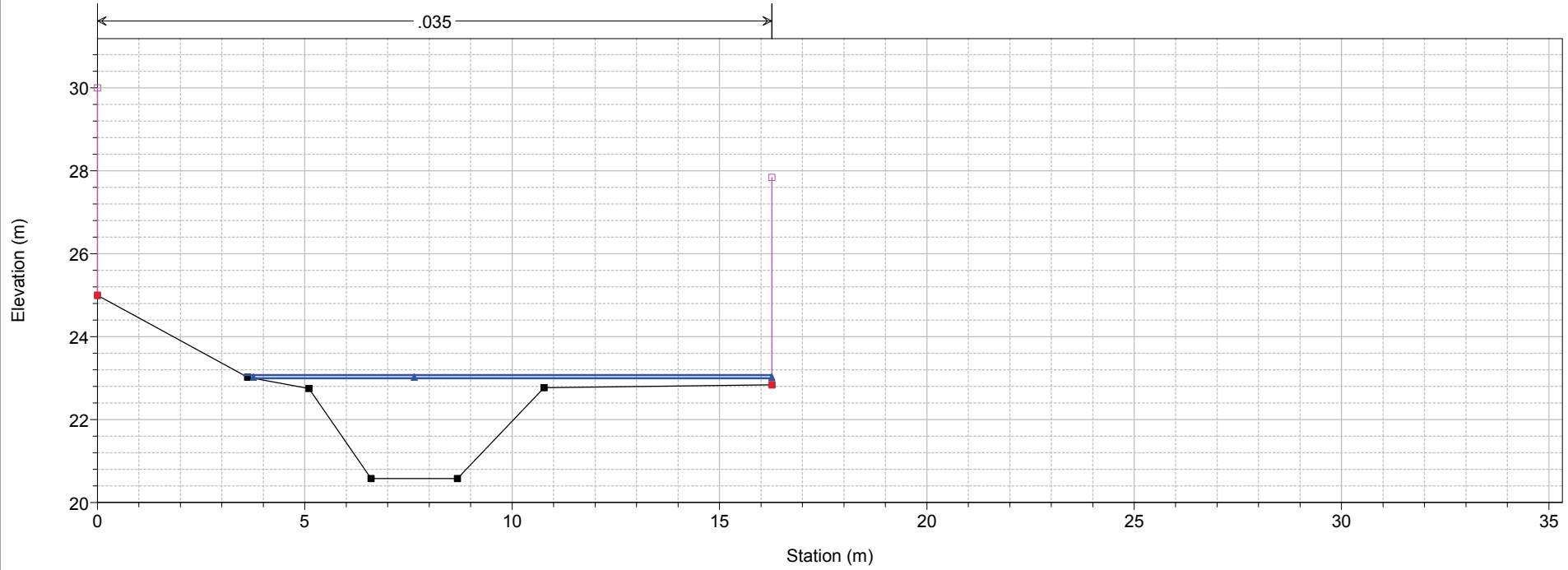


1 cm Horiz. = 1.5 m 1 cm Vert. = 1.5 m

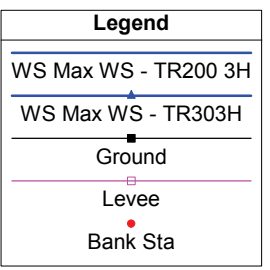
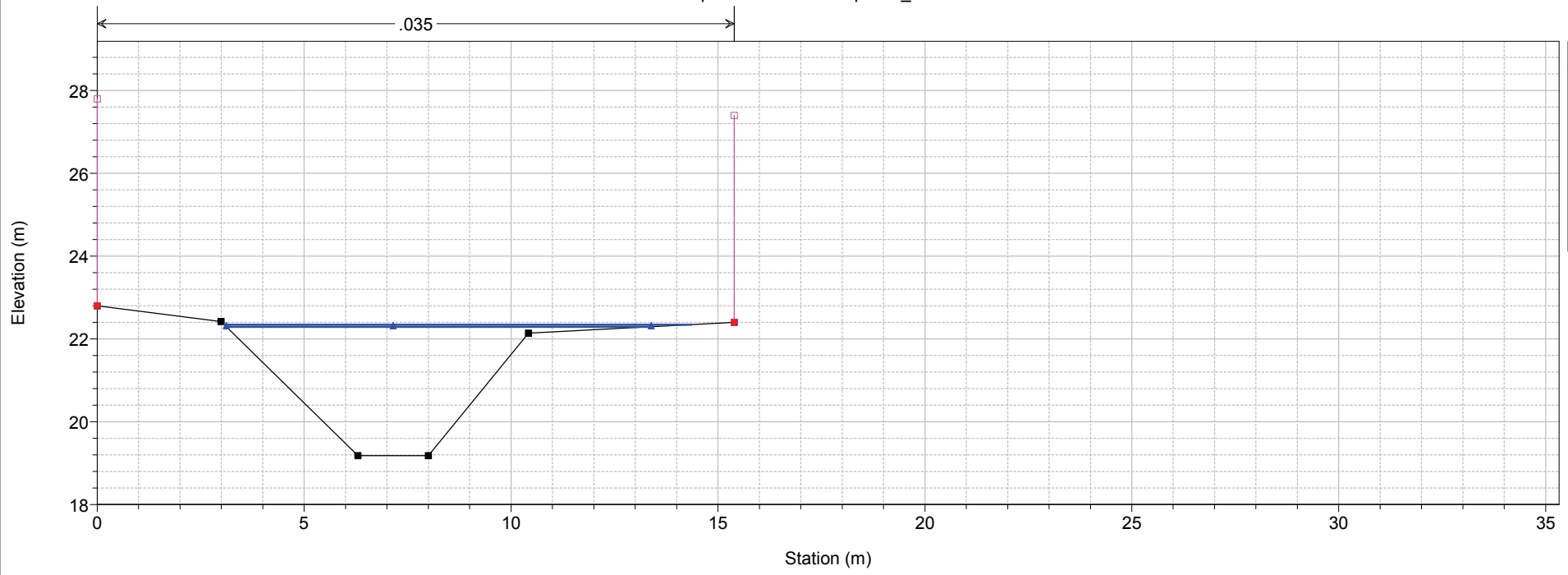
1) TR200 3H 2) TR303H
River = Tripesce Reach = Tripesce_monte RS = 42 Sez. 42 new



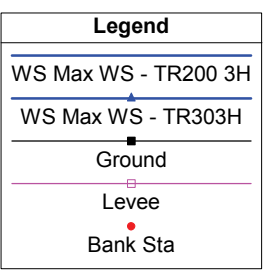
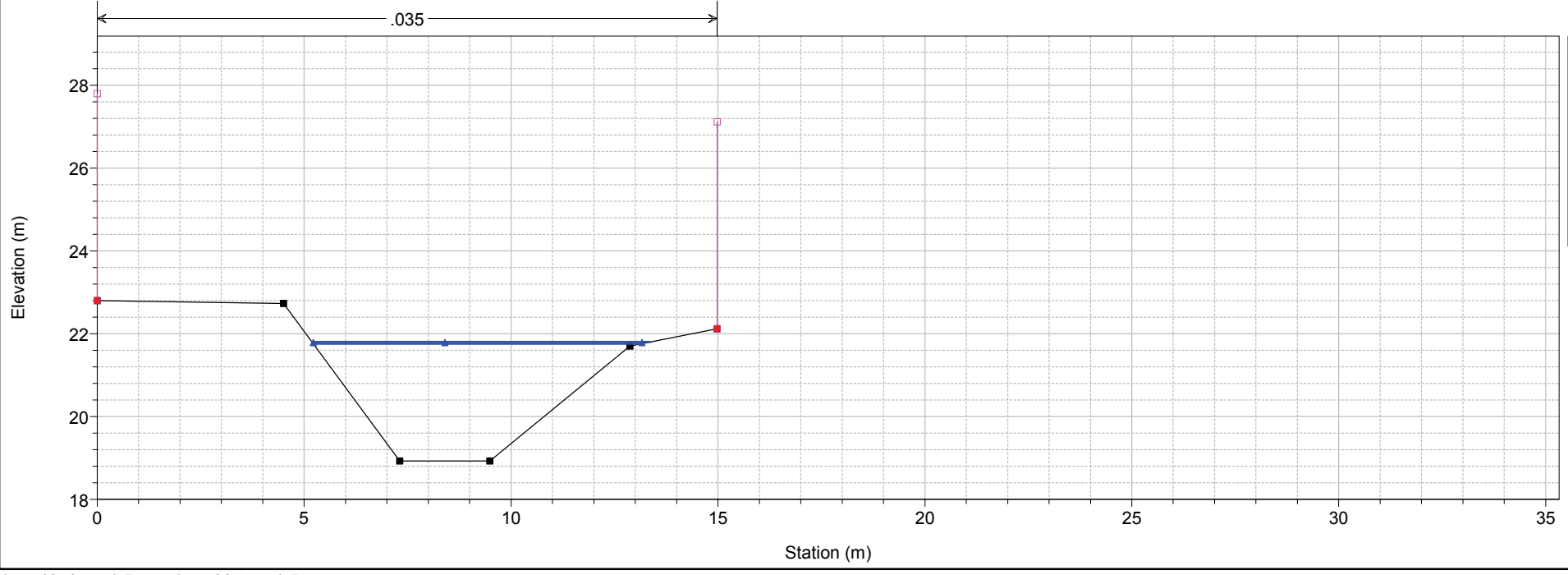
1) TR200 3H 2) TR303H
River = Tripesce Reach = Tripesce_monte RS = 41 Sez. 41 new



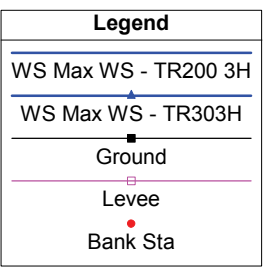
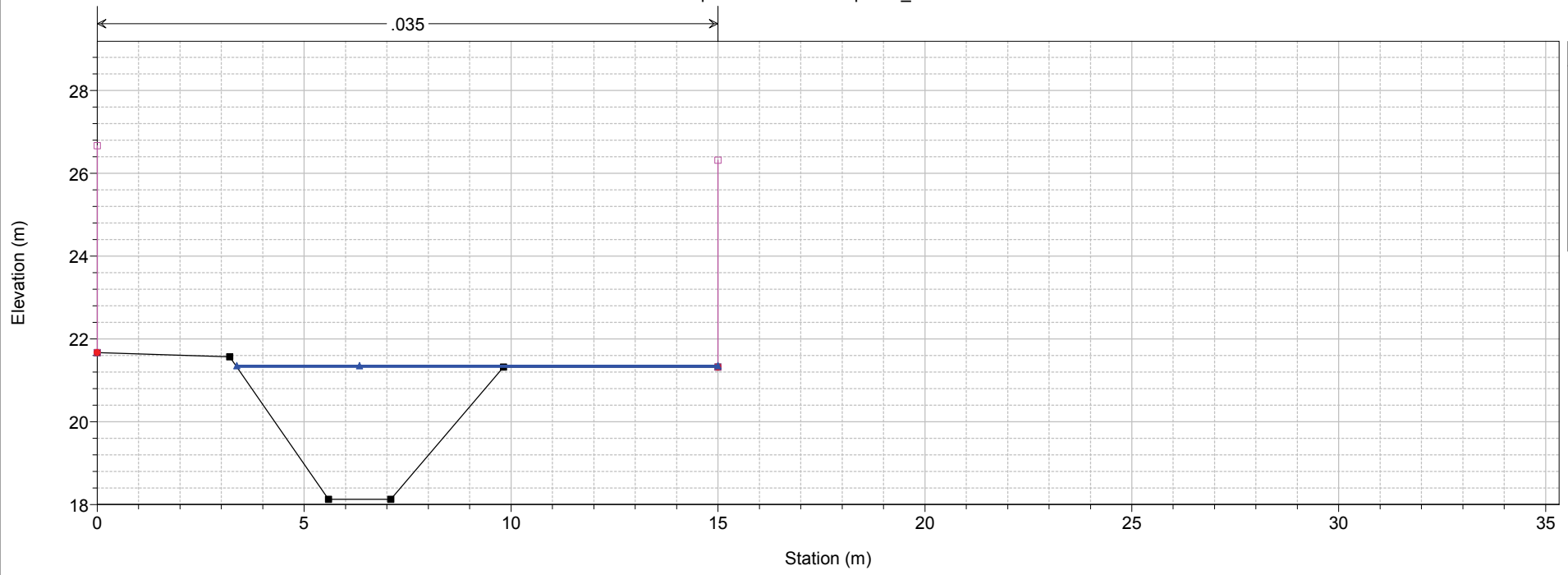
1) TR200 3H 2) TR303H
River = Tripesce Reach = Tripesce_monte RS = 40 Sez. 40 new



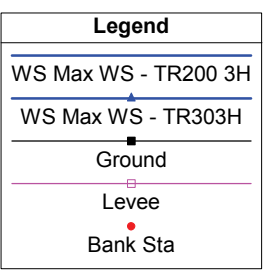
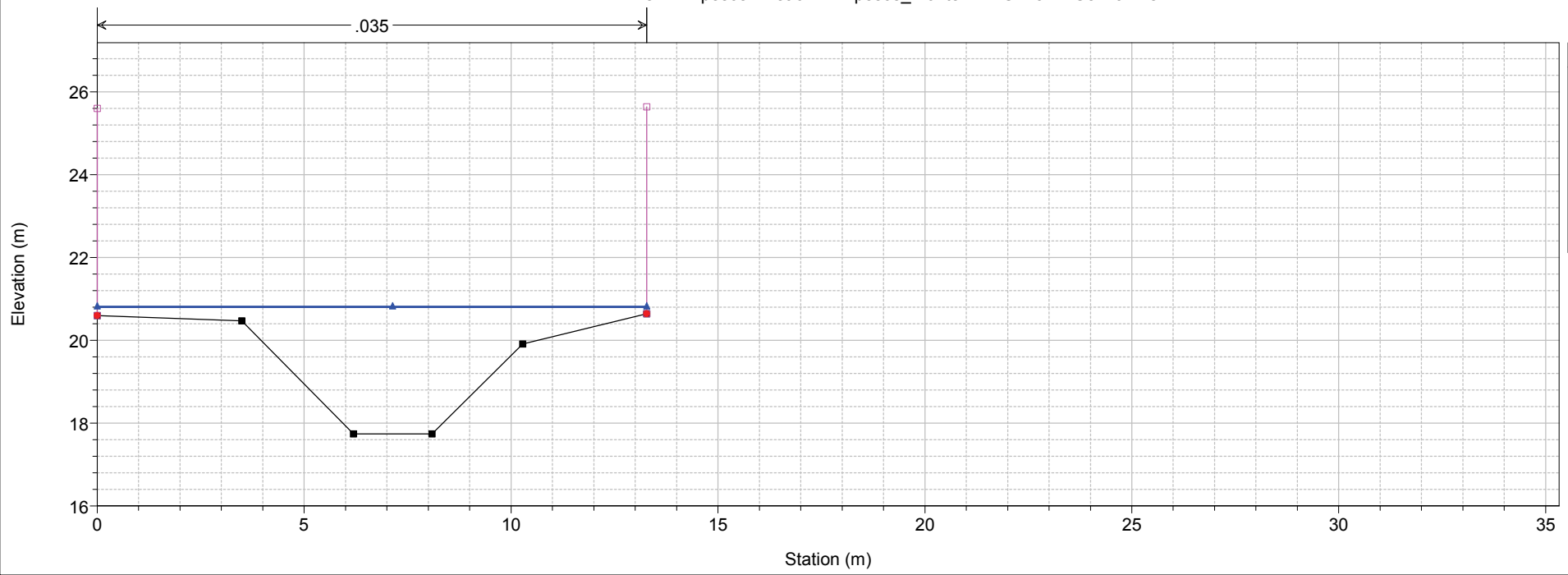
1) TR200 3H 2) TR303H
River = Tripesce Reach = Tripesce_monte RS = 39 Sez. 39 new



1) TR200 3H 2) TR303H
 River = Tripesce Reach = Tripesce_monte RS = 38 Sez. 38 new

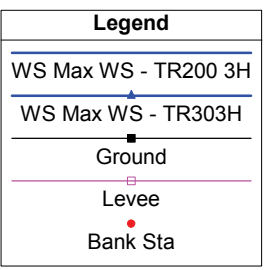
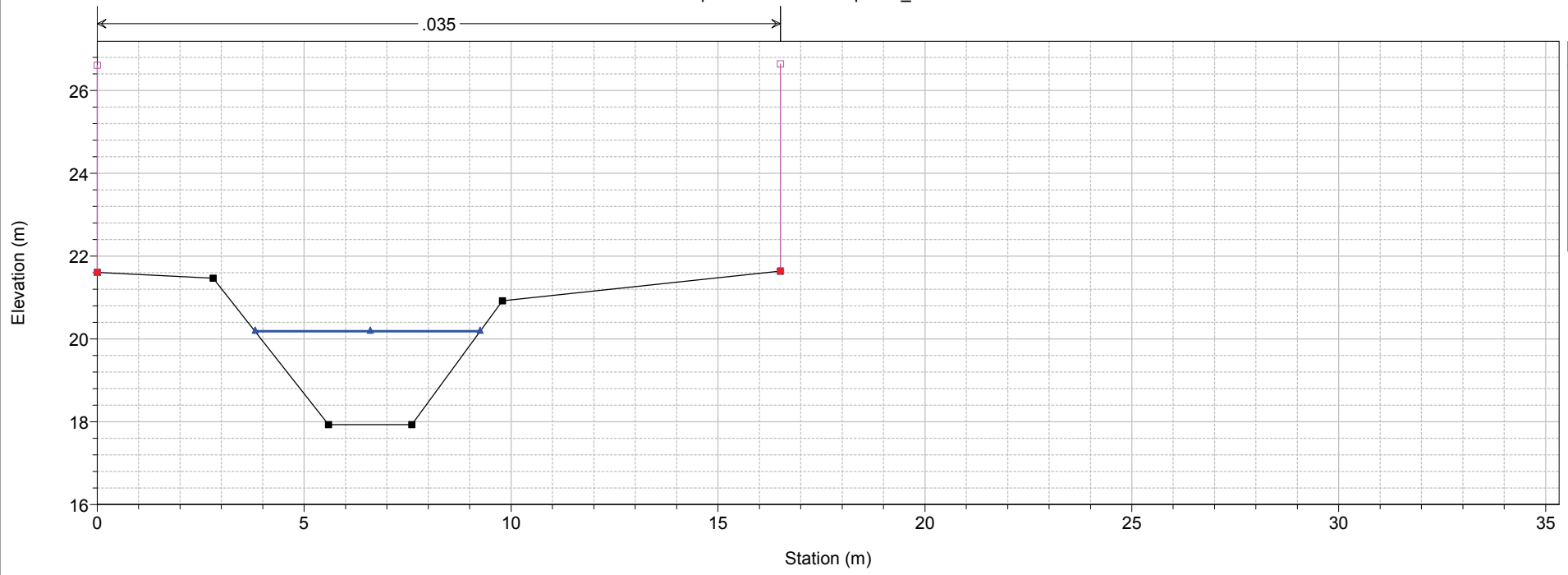


1) TR200 3H 2) TR303H
 River = Tripesce Reach = Tripesce_monte RS = 37 Sez. 37 new

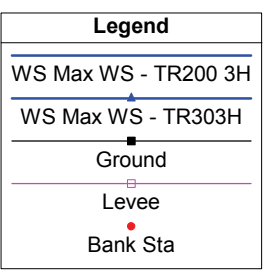
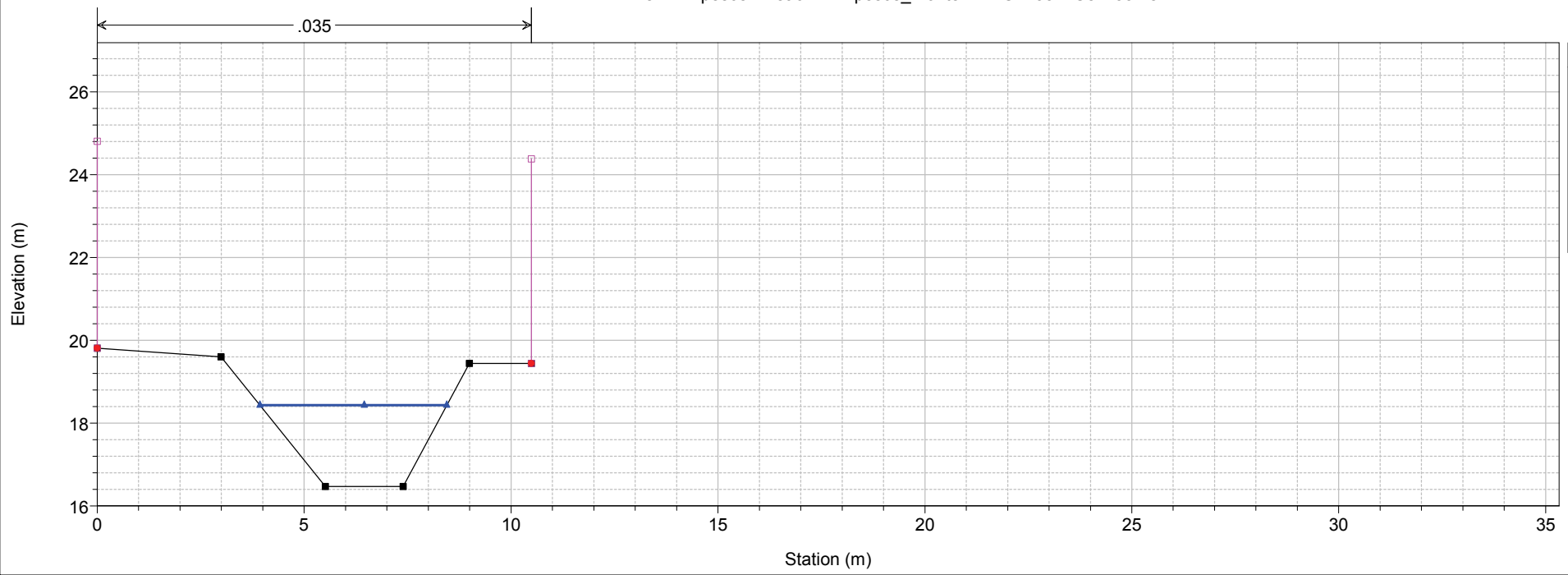


1 cm Horiz. = 1.5 m 1 cm Vert. = 1.5 m

1) TR200 3H 2) TR303H
 River = Tripesce Reach = Tripesce_monte RS = 36 Sez. 36 new

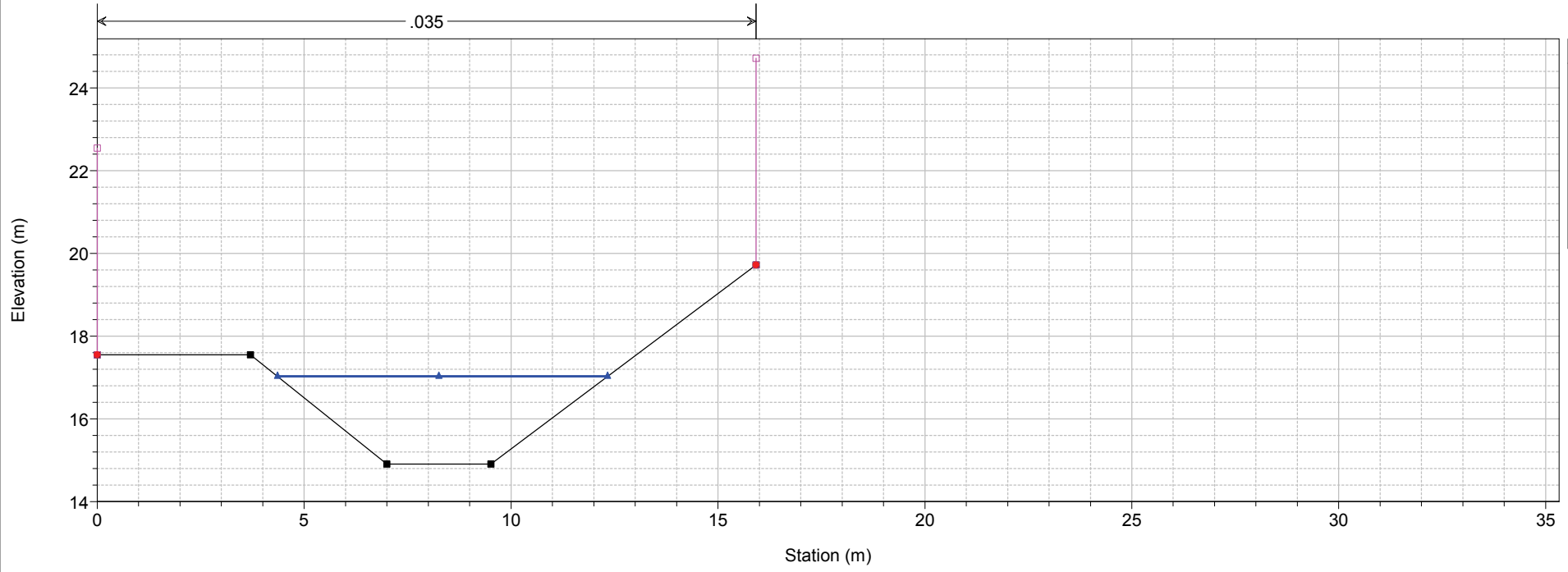


1) TR200 3H 2) TR303H
 River = Tripesce Reach = Tripesce_monte RS = 35 Sez. 35 new

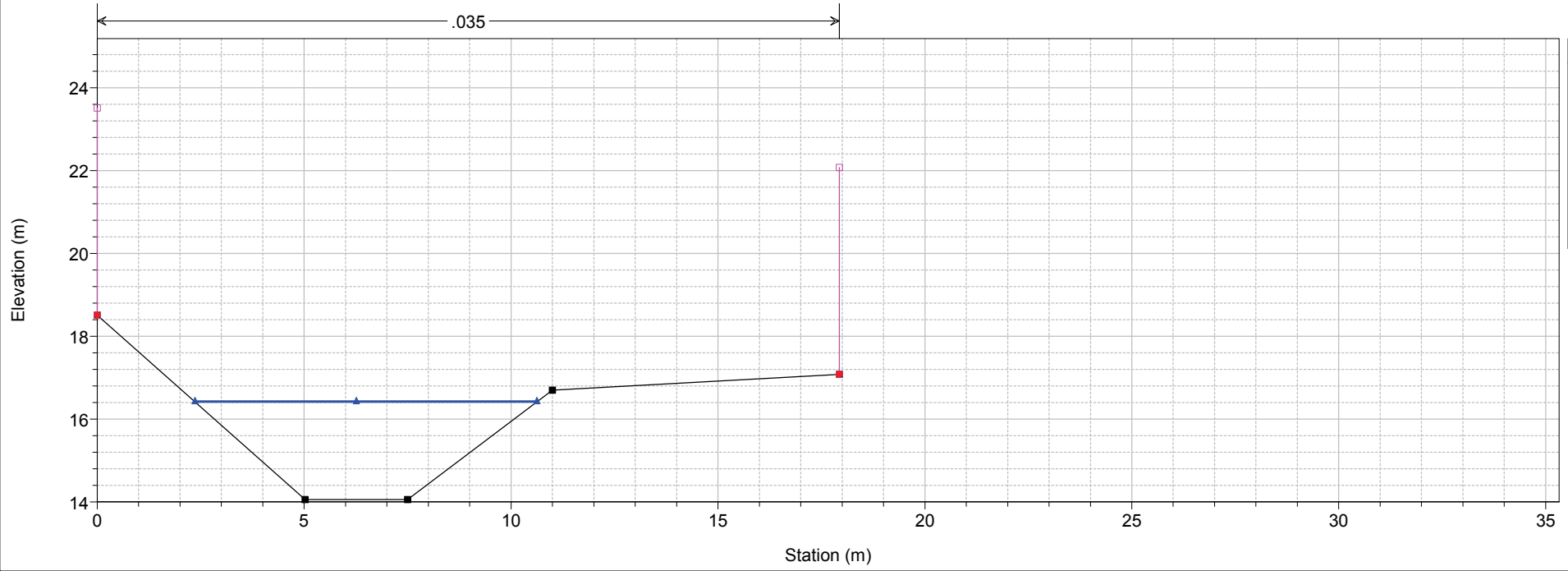


1 cm Horiz. = 1.5 m 1 cm Vert. = 1.5 m

1) TR200 3H 2) TR303H
River = Tripesce Reach = Tripesce_monte RS = 34 Sez. 34 new

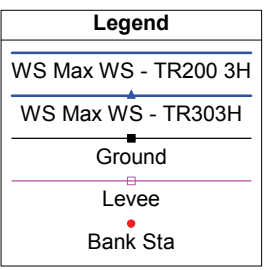
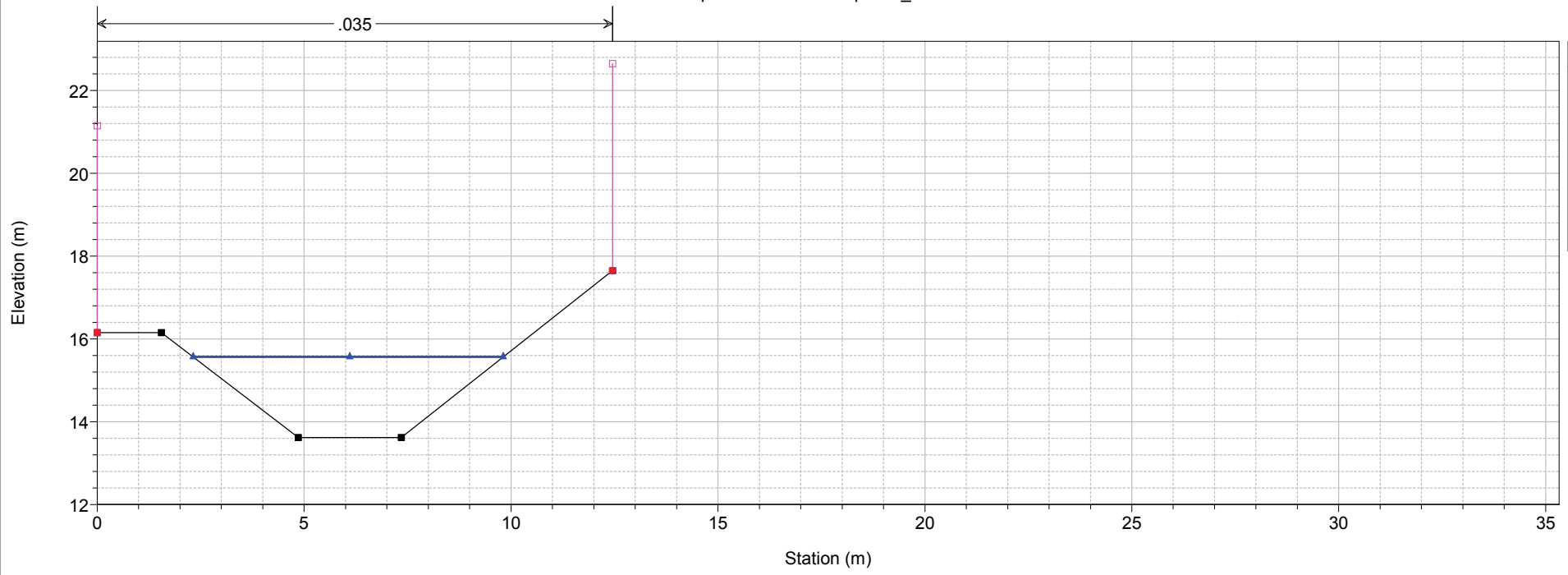


1) TR200 3H 2) TR303H
River = Tripesce Reach = Tripesce_monte RS = 33 Sez. 33 new

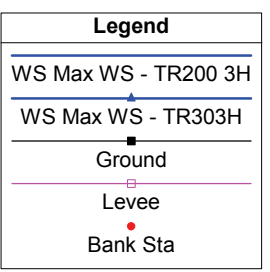
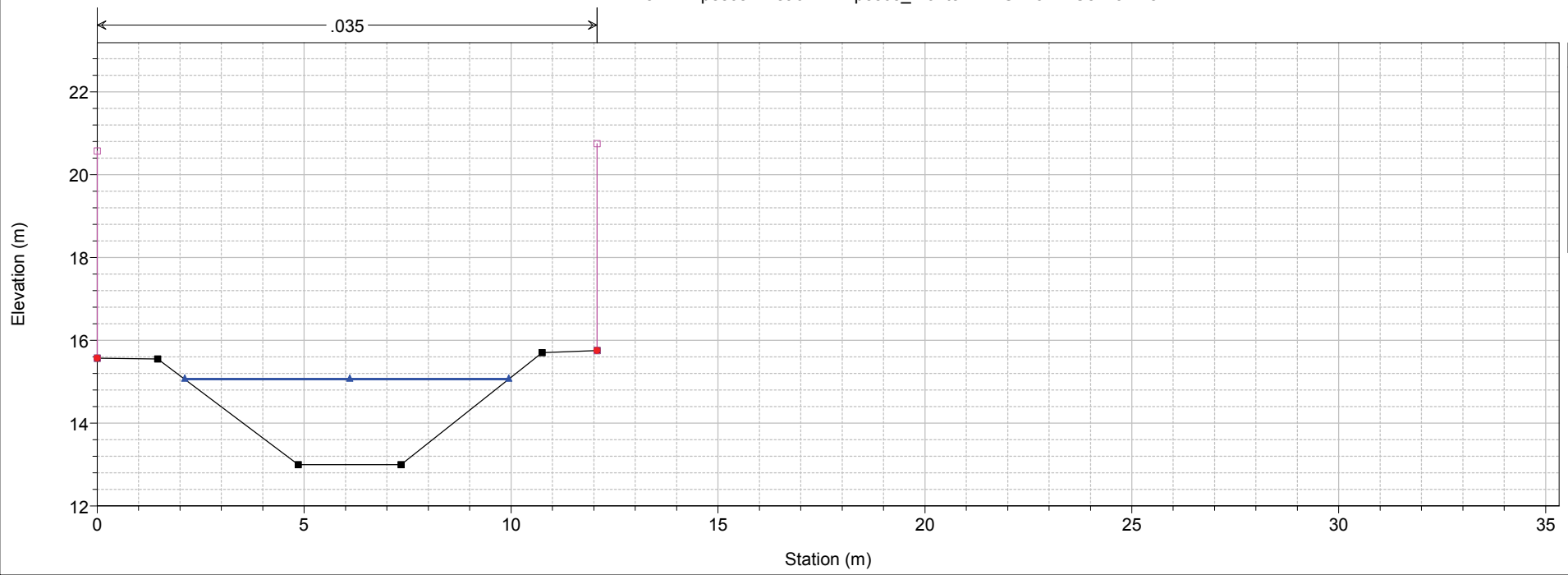


1 cm Horiz. = 1.5 m 1 cm Vert. = 1.5 m

1) TR200 3H 2) TR303H
River = Tripesce Reach = Tripesce_monte RS = 32 Sez. 32 new

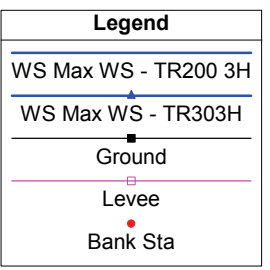
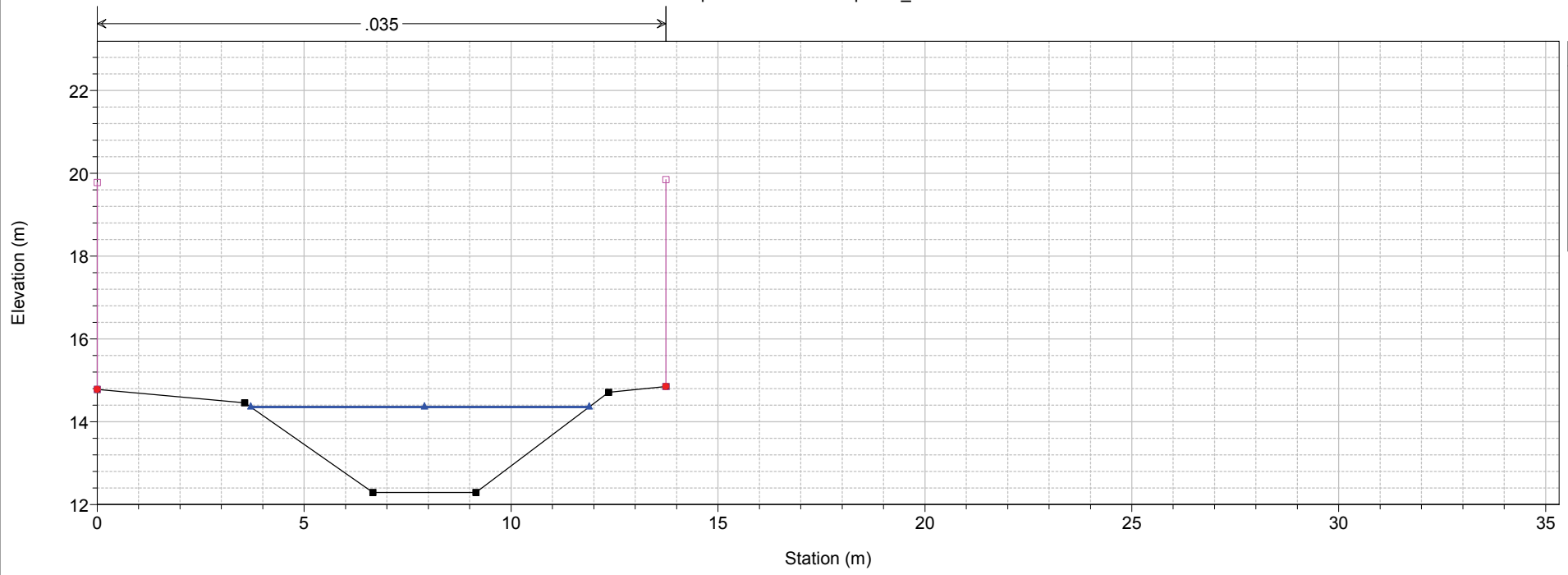


1) TR200 3H 2) TR303H
River = Tripesce Reach = Tripesce_monte RS = 31 Sez. 31 new

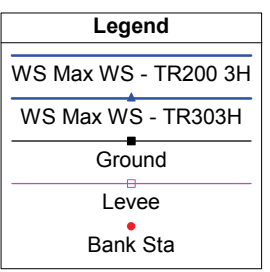
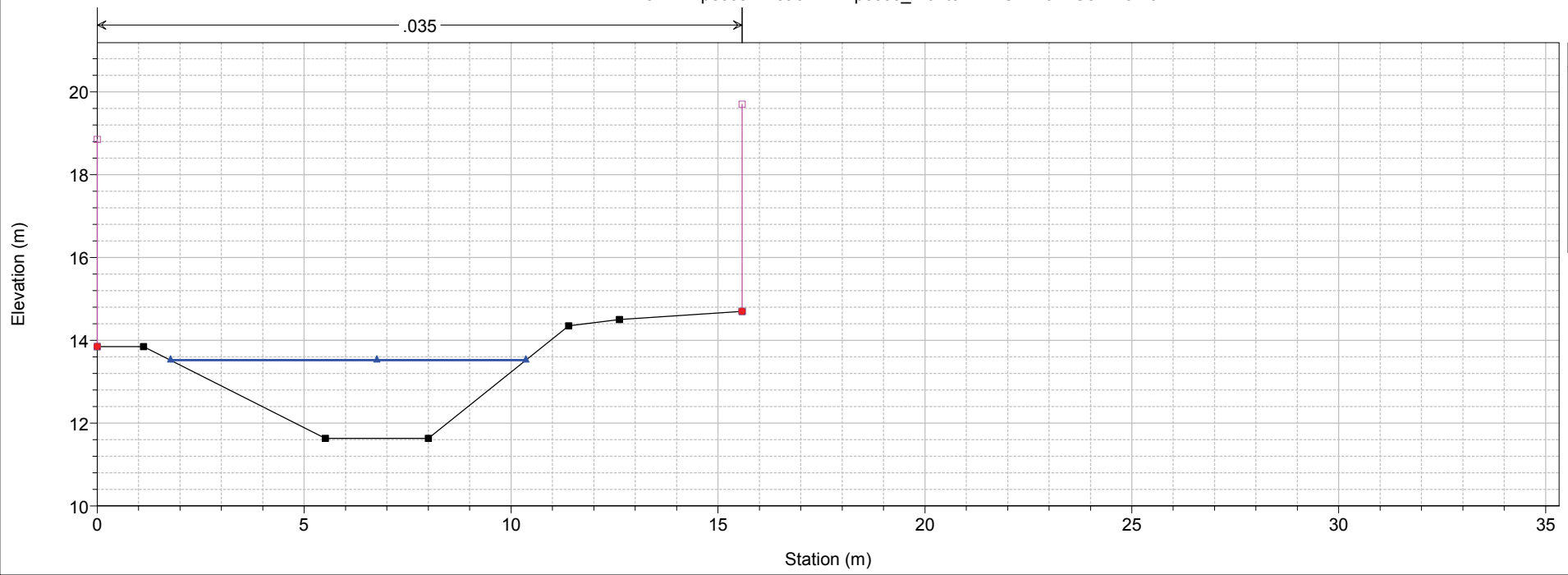


1 cm Horiz. = 1.5 m 1 cm Vert. = 1.5 m

1) TR200 3H 2) TR303H
River = Tripesce Reach = Tripesce_monte RS = 30 Sez. 30 new

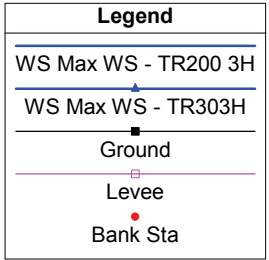
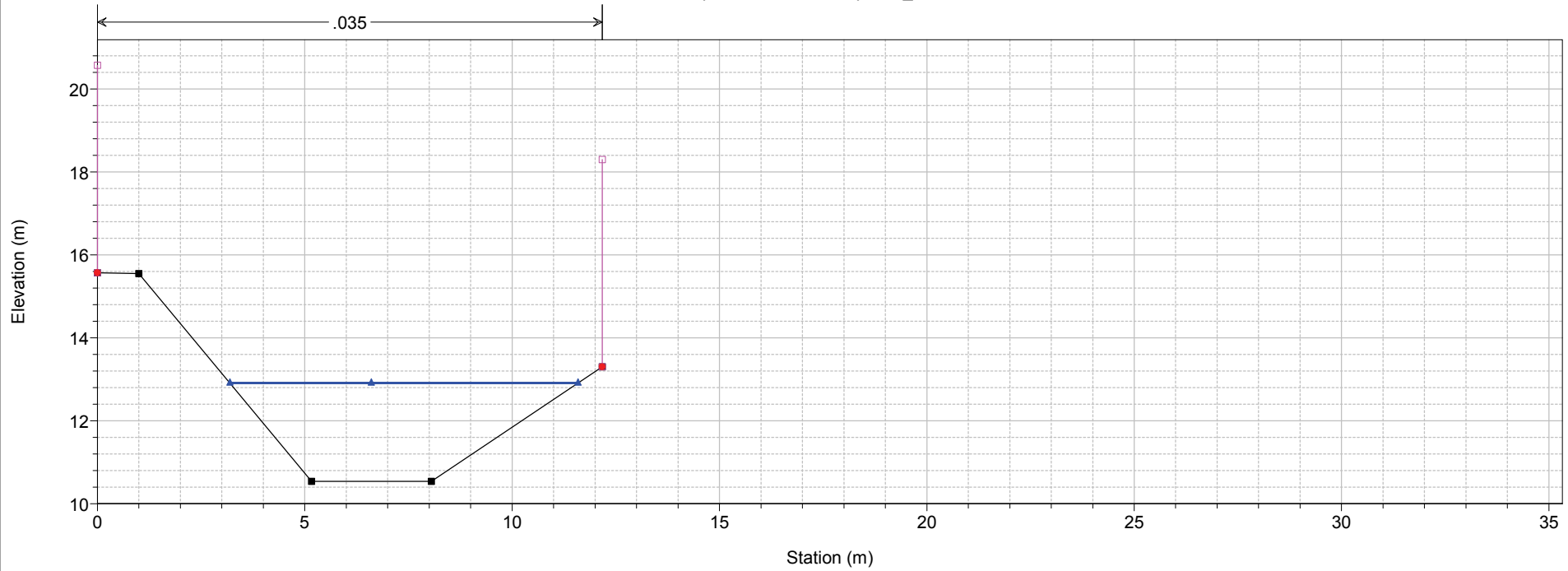


1) TR200 3H 2) TR303H
River = Tripesce Reach = Tripesce_monte RS = 29 Sez. 29 new

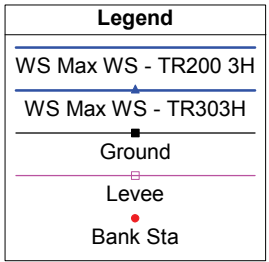
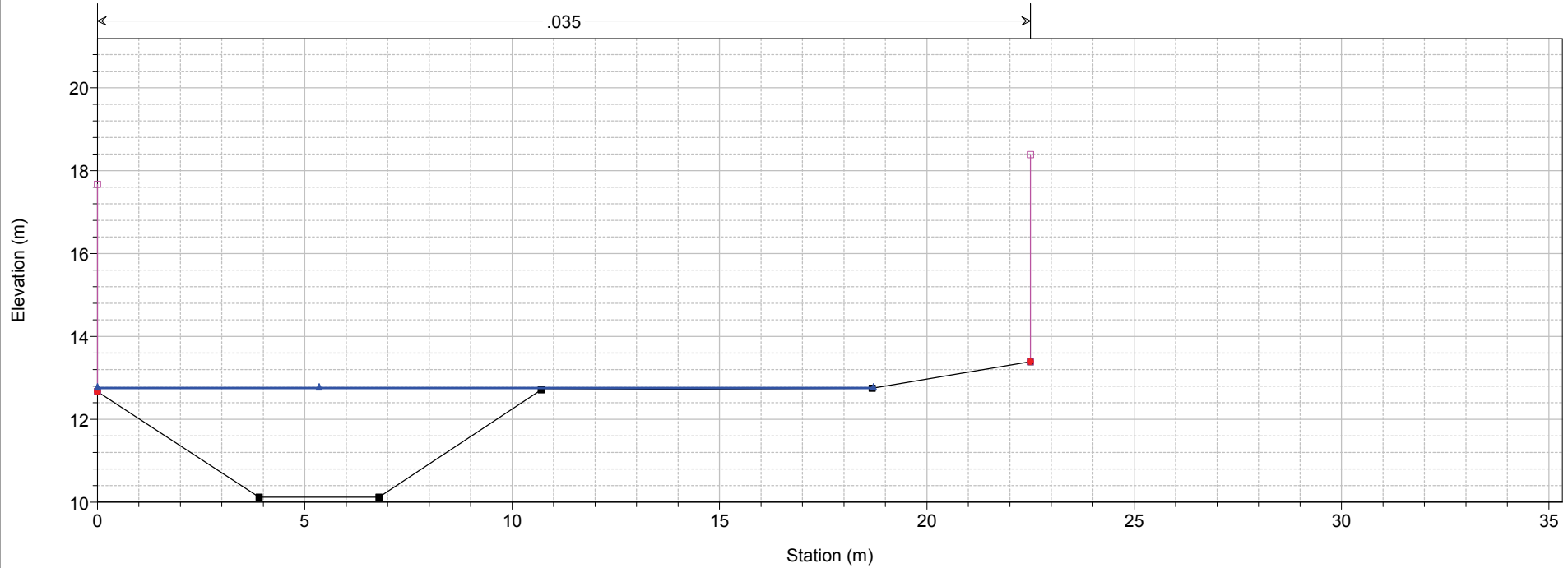


1 cm Horiz. = 1.5 m 1 cm Vert. = 1.5 m

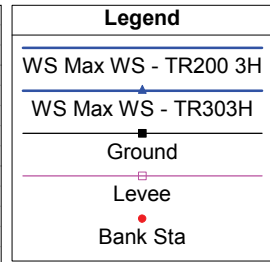
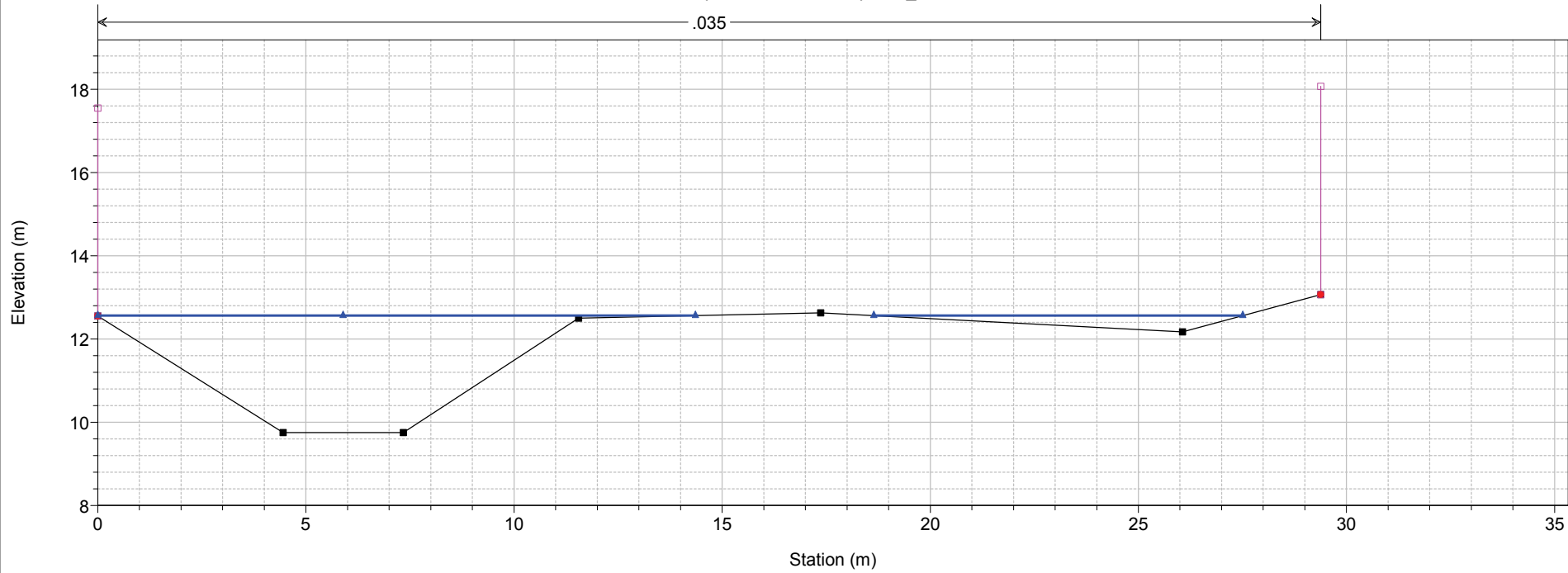
1) TR200 3H 2) TR303H
River = Tripesce Reach = Tripesce_monte RS = 28 Sez. 28 new



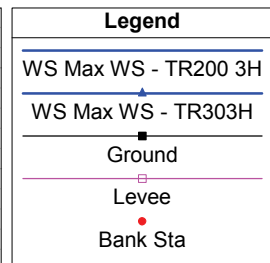
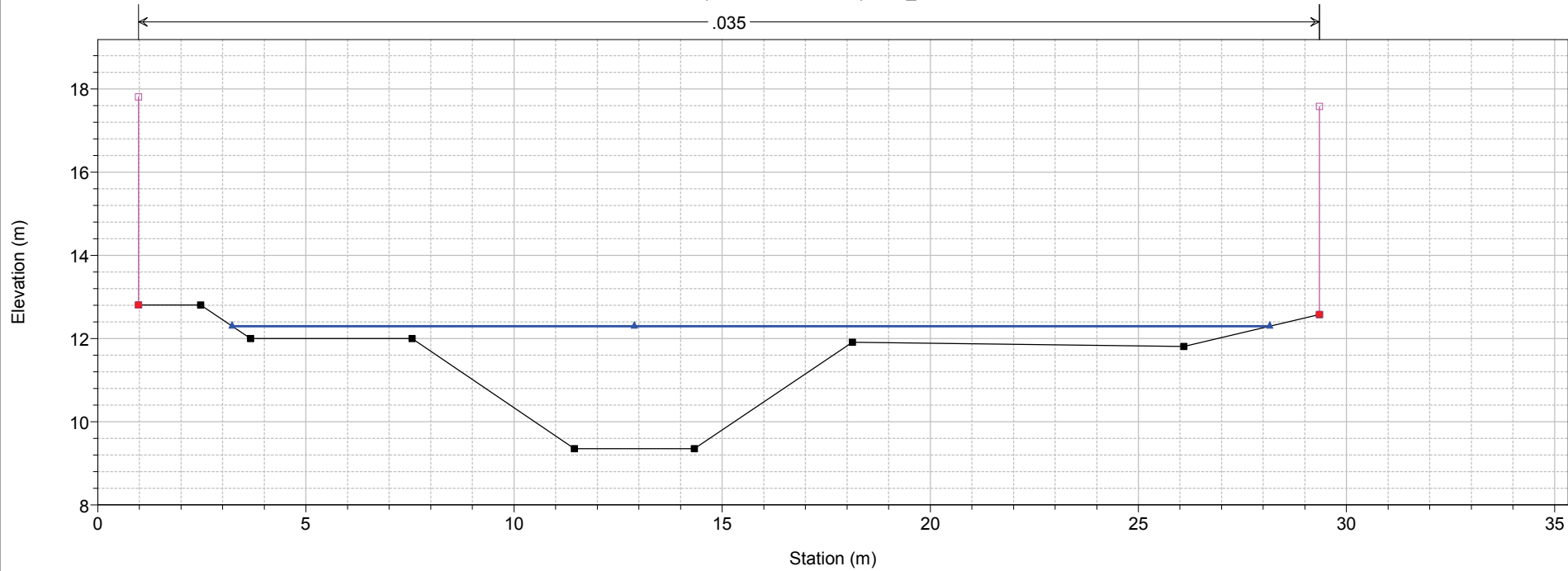
1) TR200 3H 2) TR303H
River = Tripesce Reach = Tripesce_monte RS = 27 Sez. 27 new



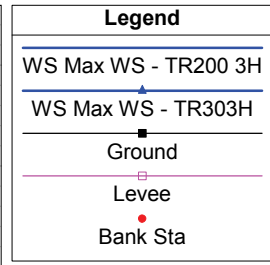
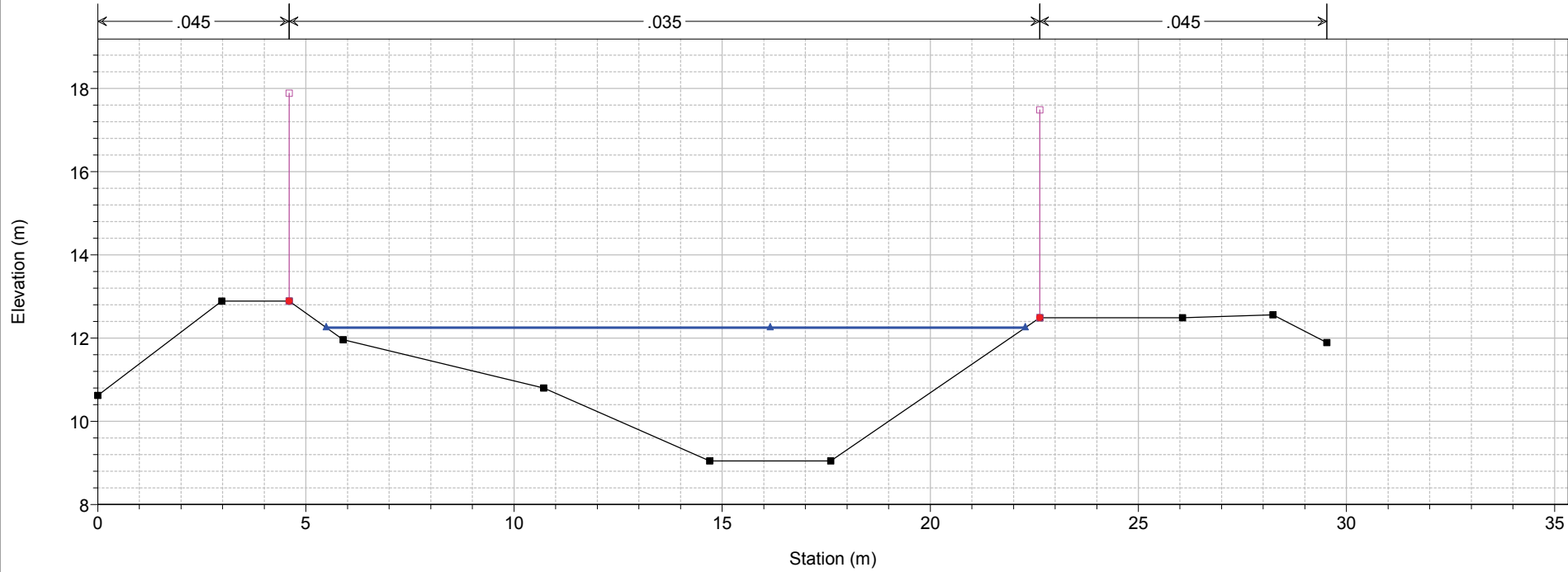
1) TR200 3H 2) TR303H
River = Tripesce Reach = Tripesce_monte RS = 26 Sez. 26 new



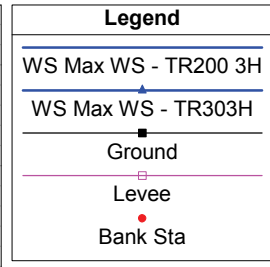
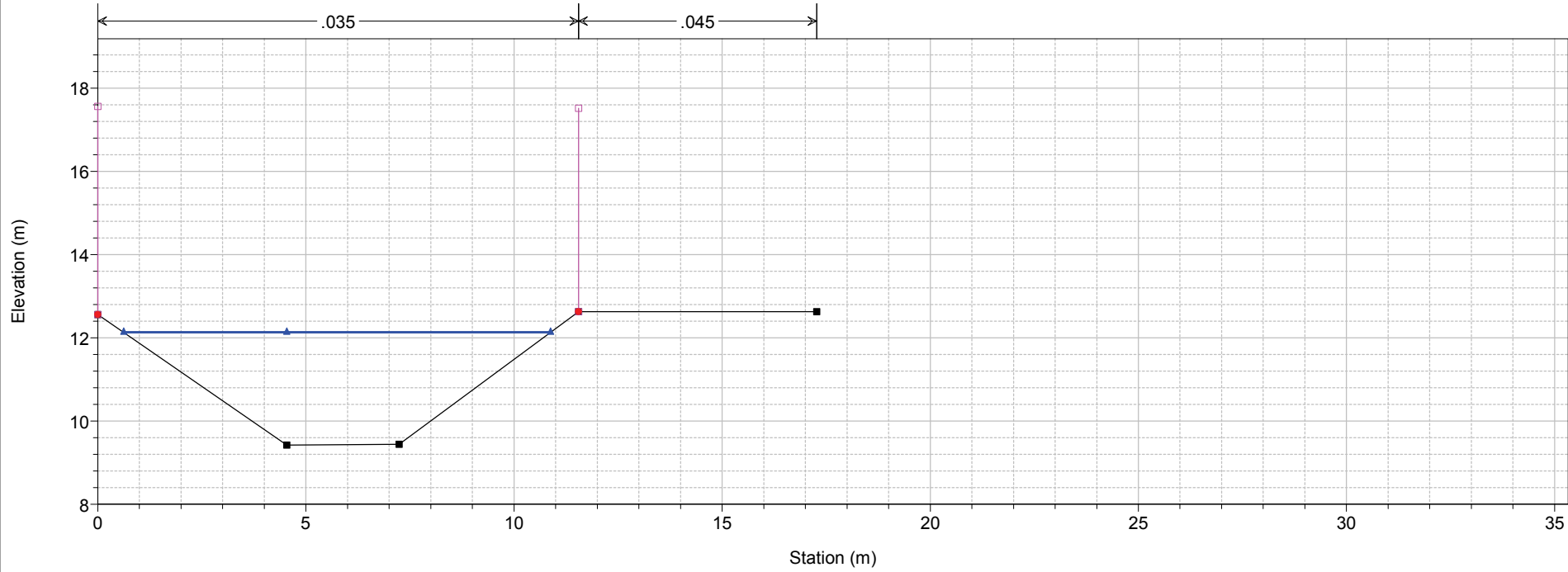
1) TR200 3H 2) TR303H
River = Tripesce Reach = Tripesce_monte RS = 25 Sez. 25 new



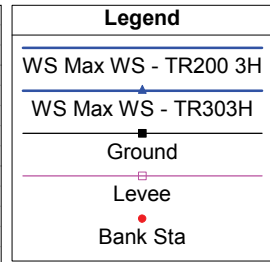
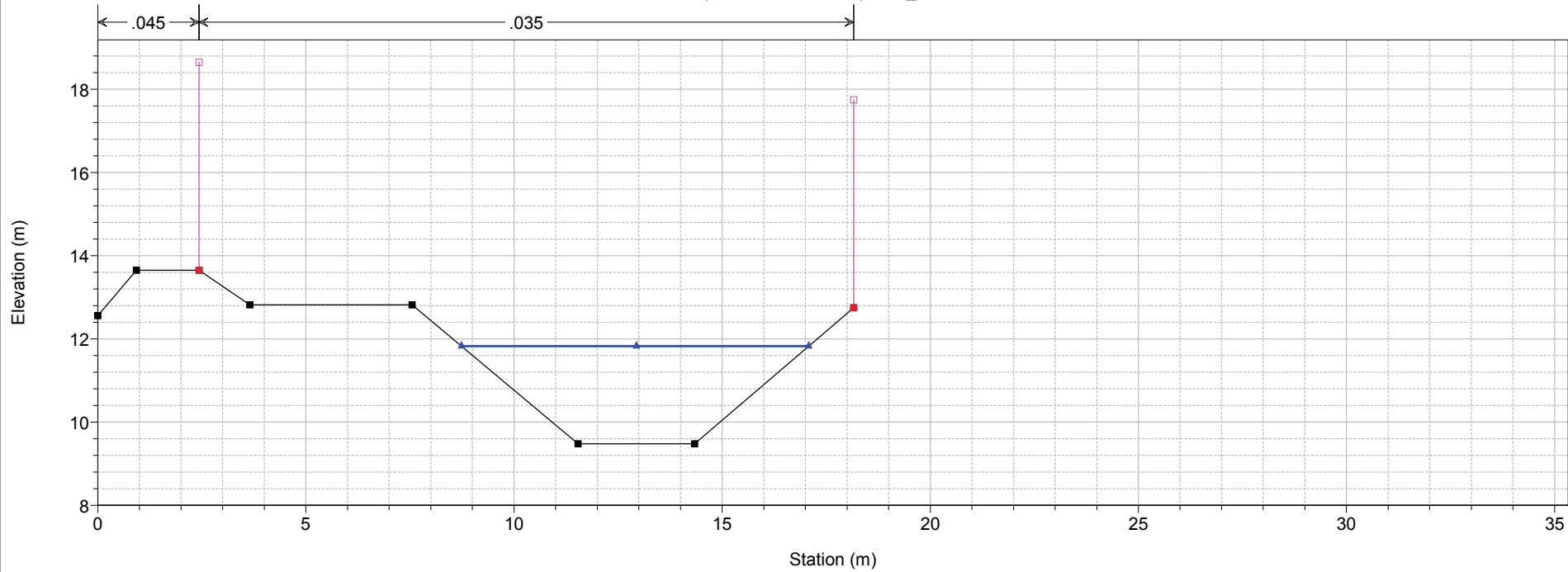
1) TR200 3H 2) TR303H
 River = Tripesce Reach = Tripesce_monte RS = 24 Sez. 24 new



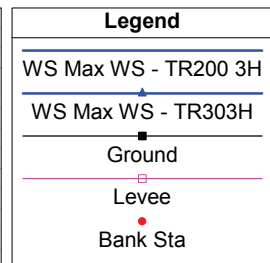
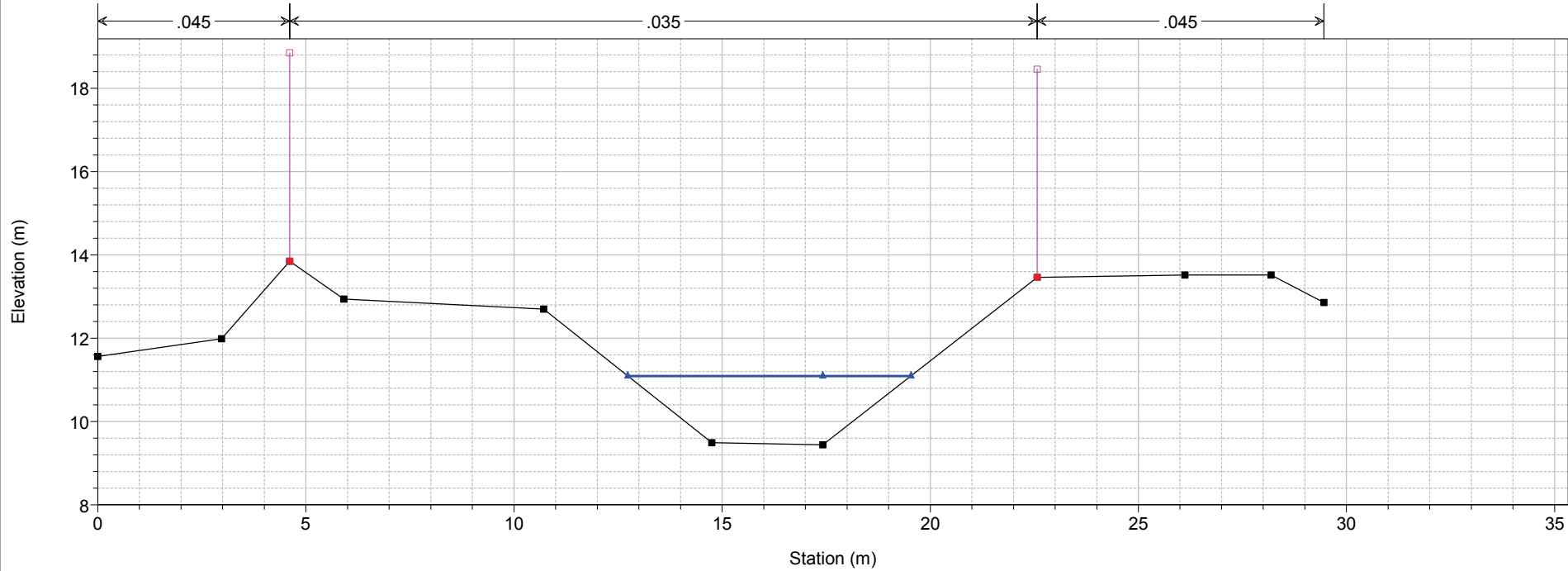
1) TR200 3H 2) TR303H
 River = Tripesce Reach = Tripesce_monte RS = 17 Sez. 17 new



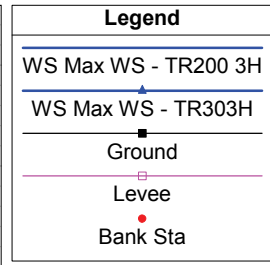
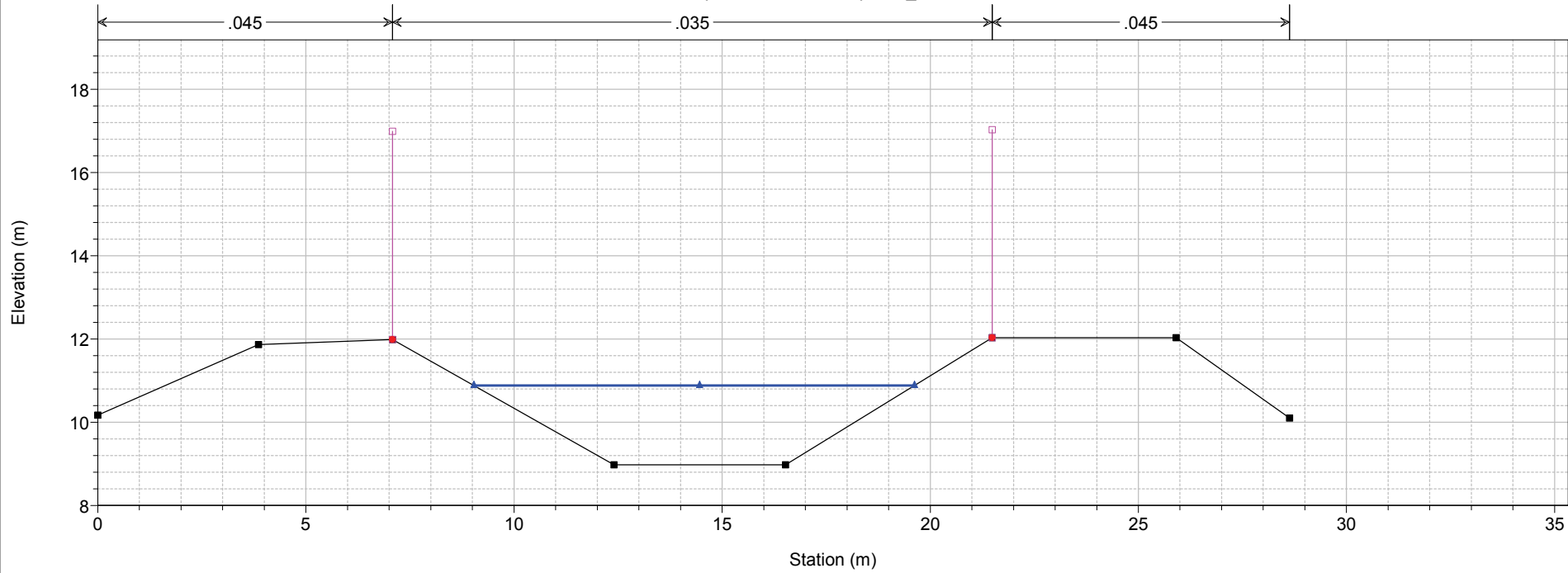
1) TR200 3H 2) TR303H
 River = Tripesce Reach = Tripesce_monte RS = 16 Sez. 16 new



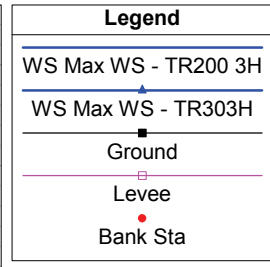
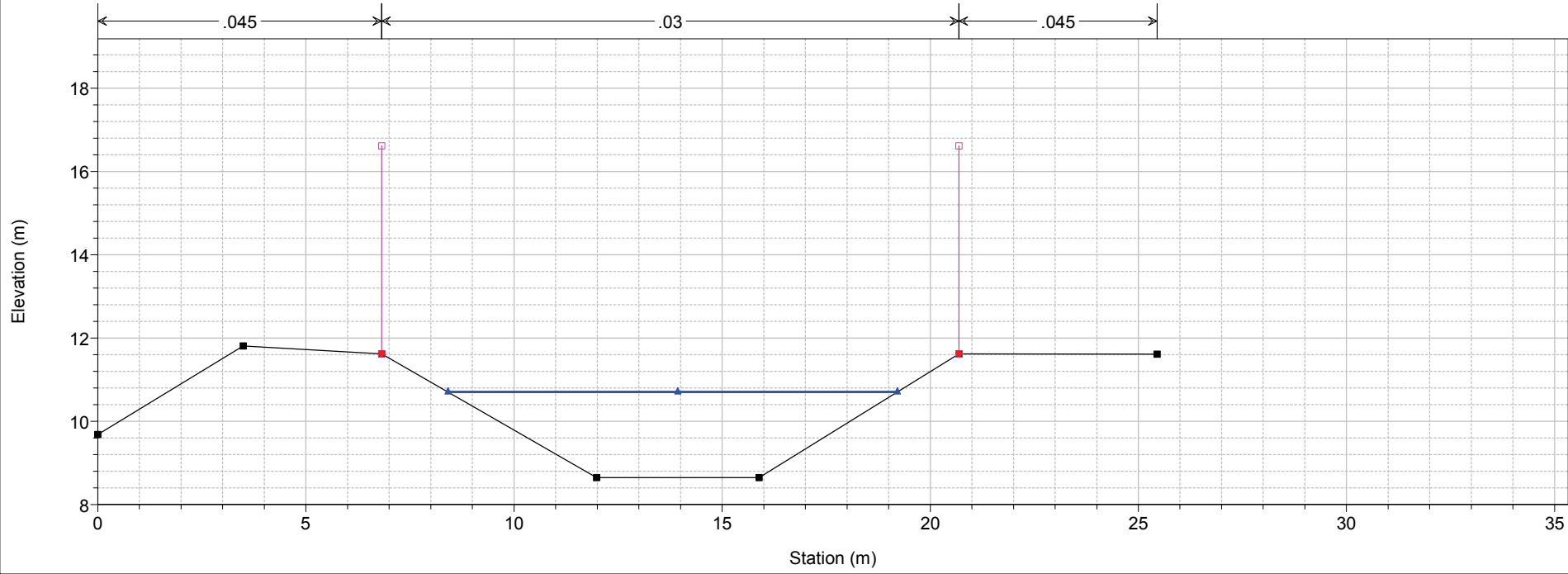
1) TR200 3H 2) TR303H
 River = Tripesce Reach = Tripesce_monte RS = 15 Sez. 15 new



1) TR200 3H 2) TR303H
 River = Tripesce Reach = Tripesce_monte RS = 14 Sez. 14 new

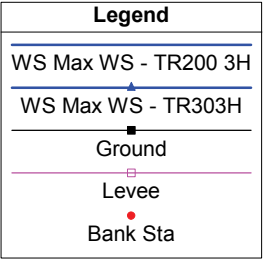
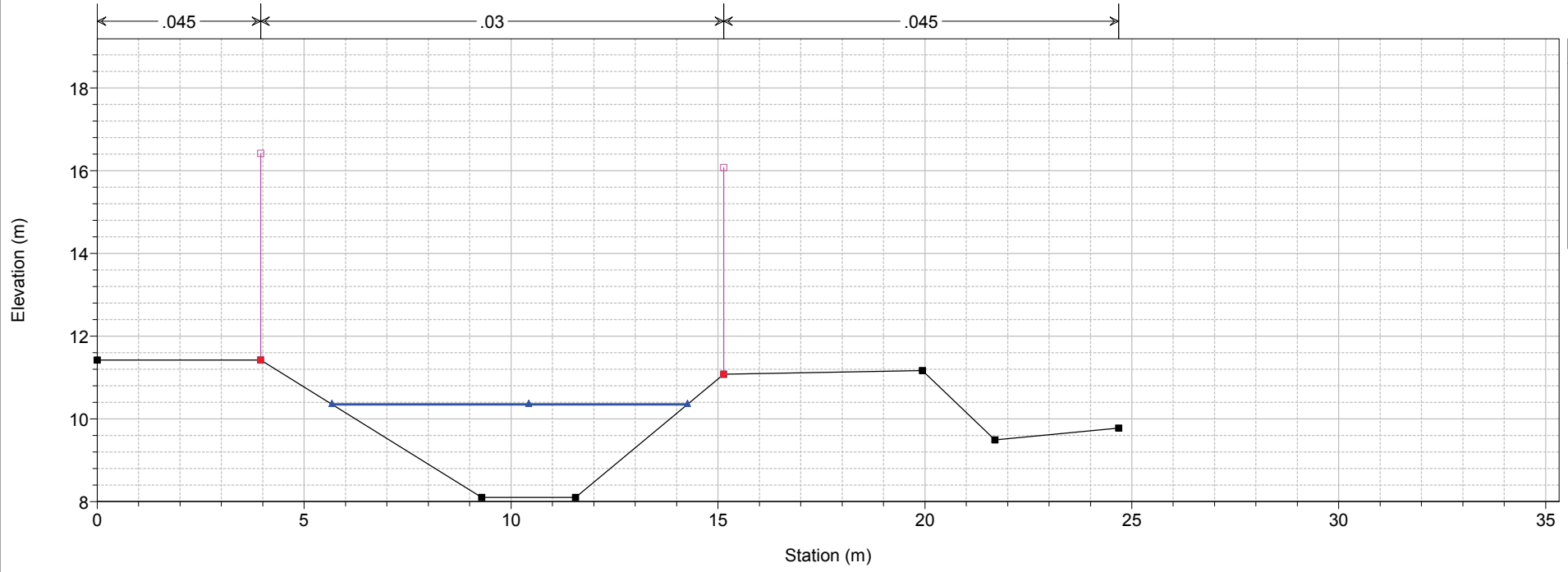


1) TR200 3H 2) TR303H
 River = Tripesce Reach = Tripesce_monte RS = 13 Sez. 13 new

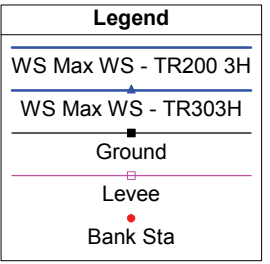
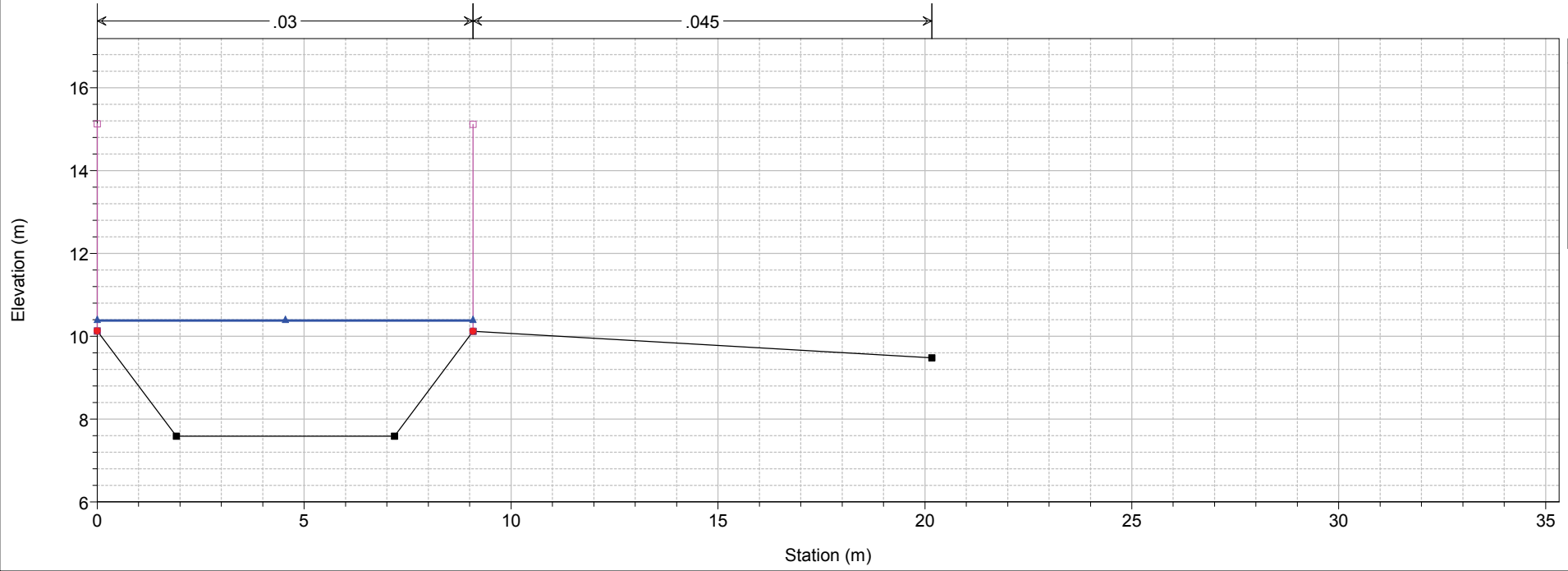


1 cm Horiz. = 1.5 m 1 cm Vert. = 1.5 m

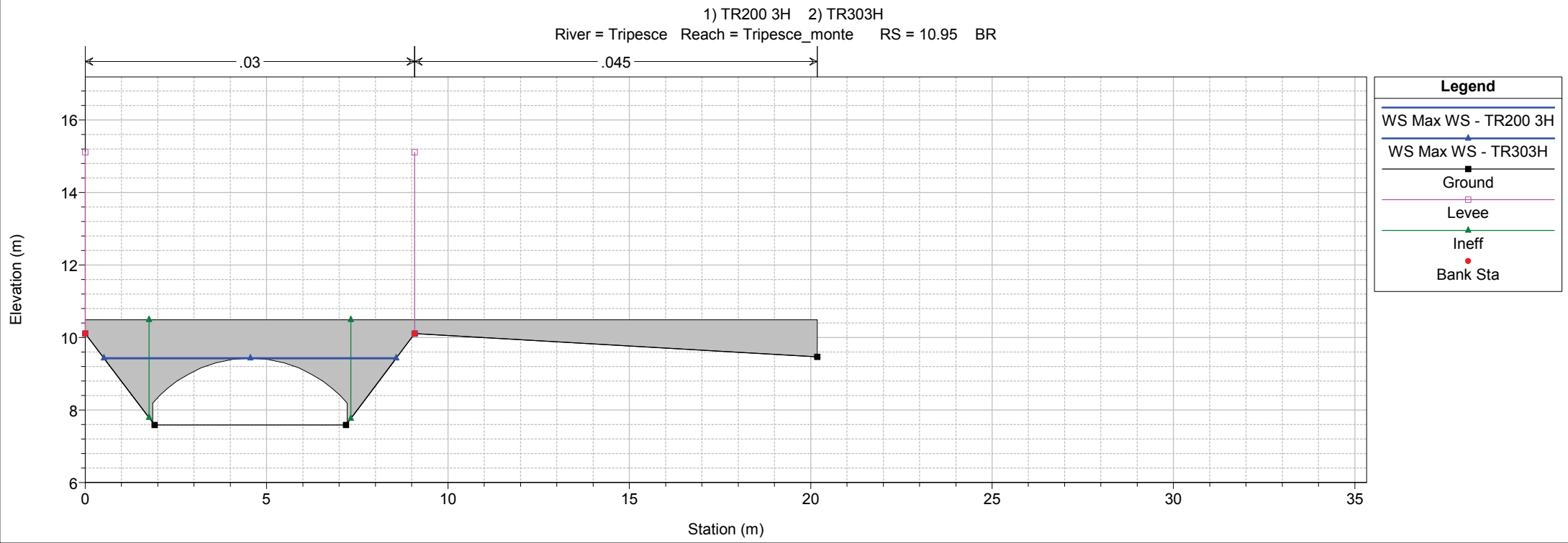
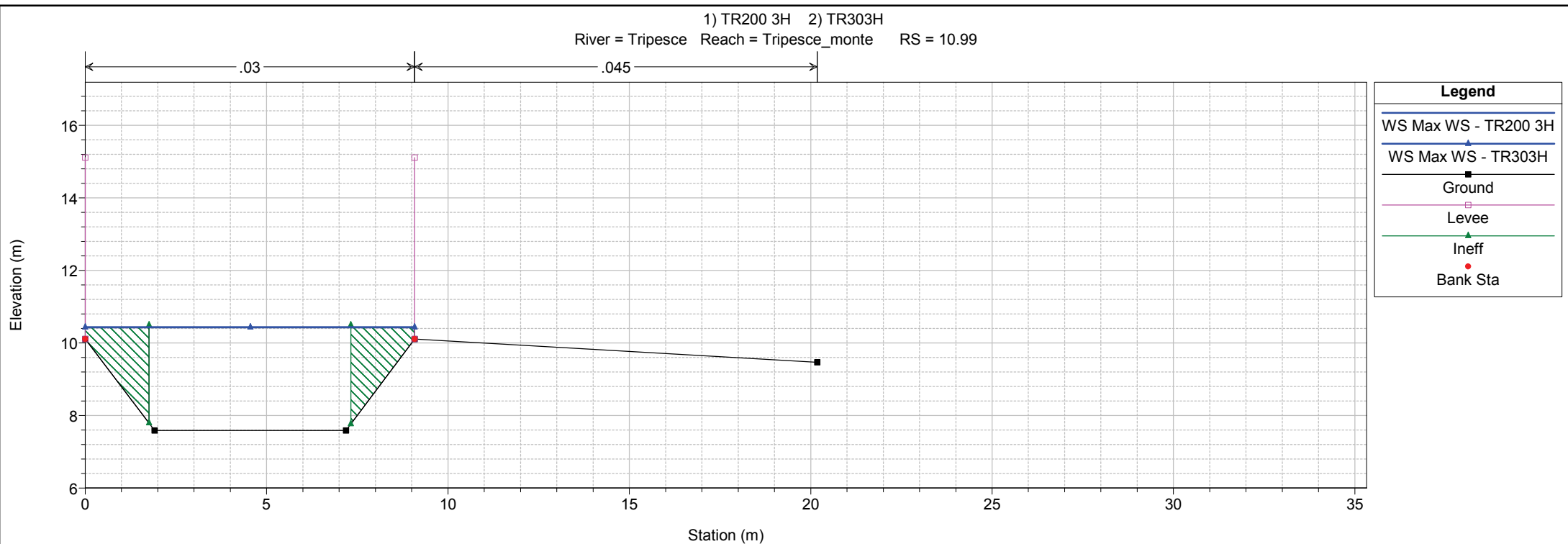
1) TR200 3H 2) TR303H
 River = Tripesce Reach = Tripesce_monte RS = 12 Sez. 12 new



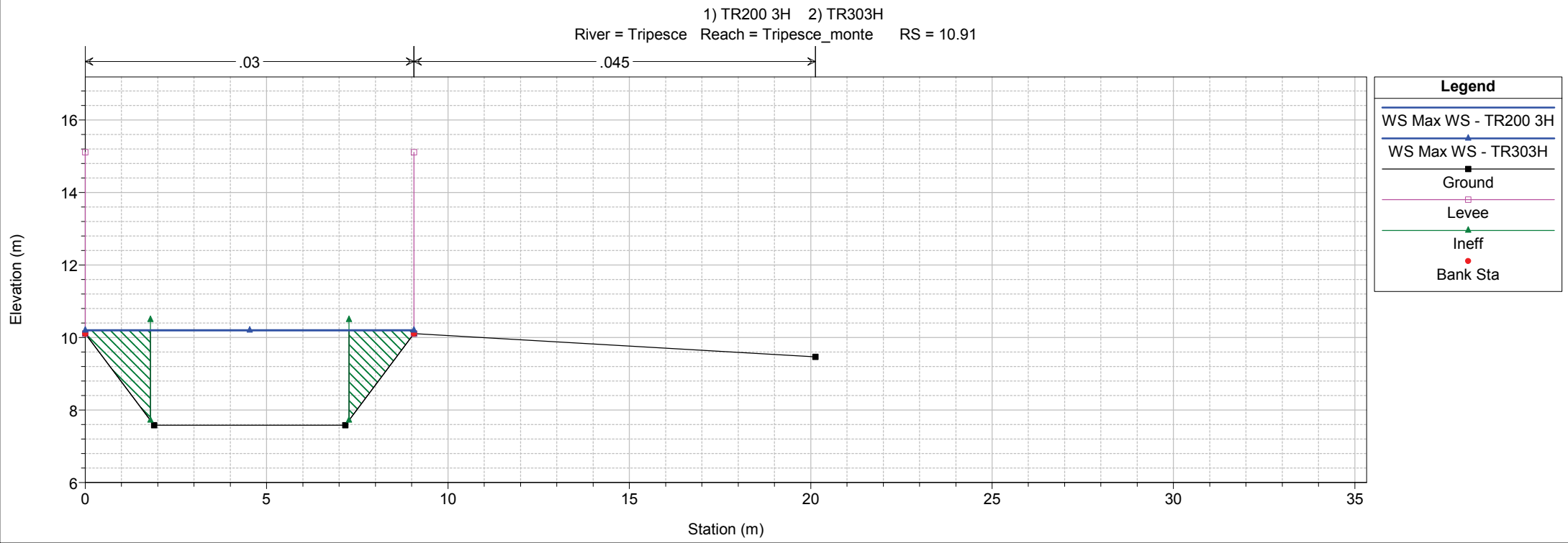
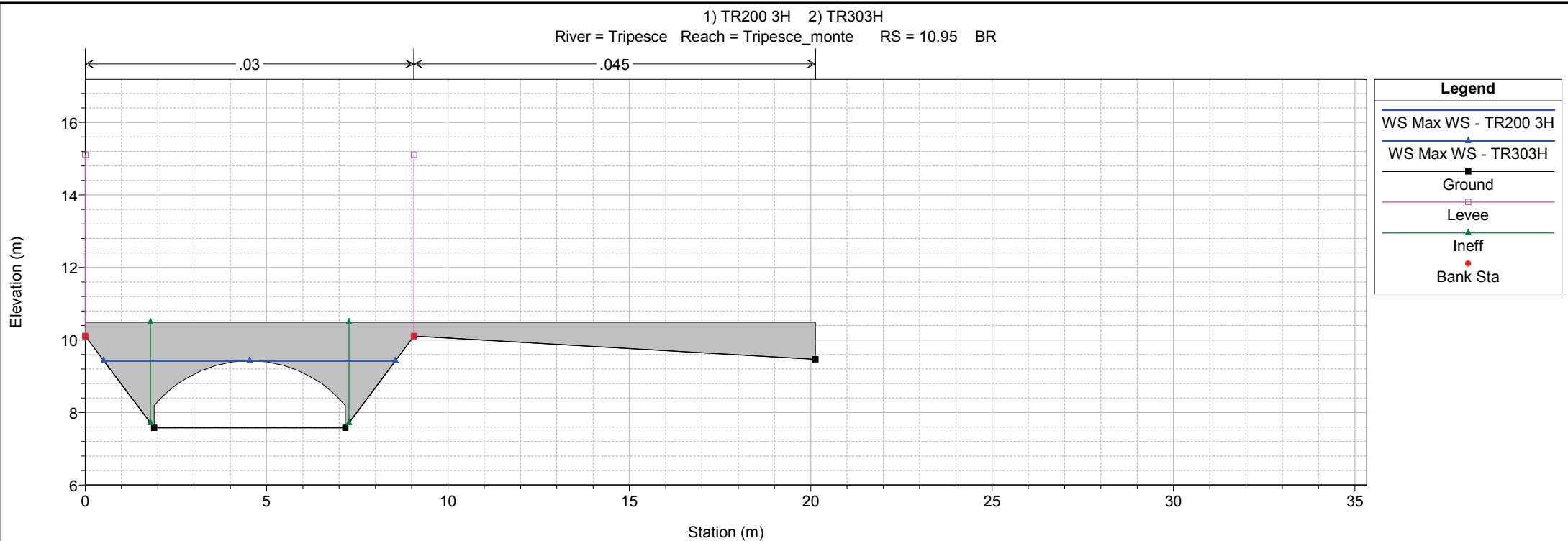
1) TR200 3H 2) TR303H
 River = Tripesce Reach = Tripesce_monte RS = 11 Sez. 11 new



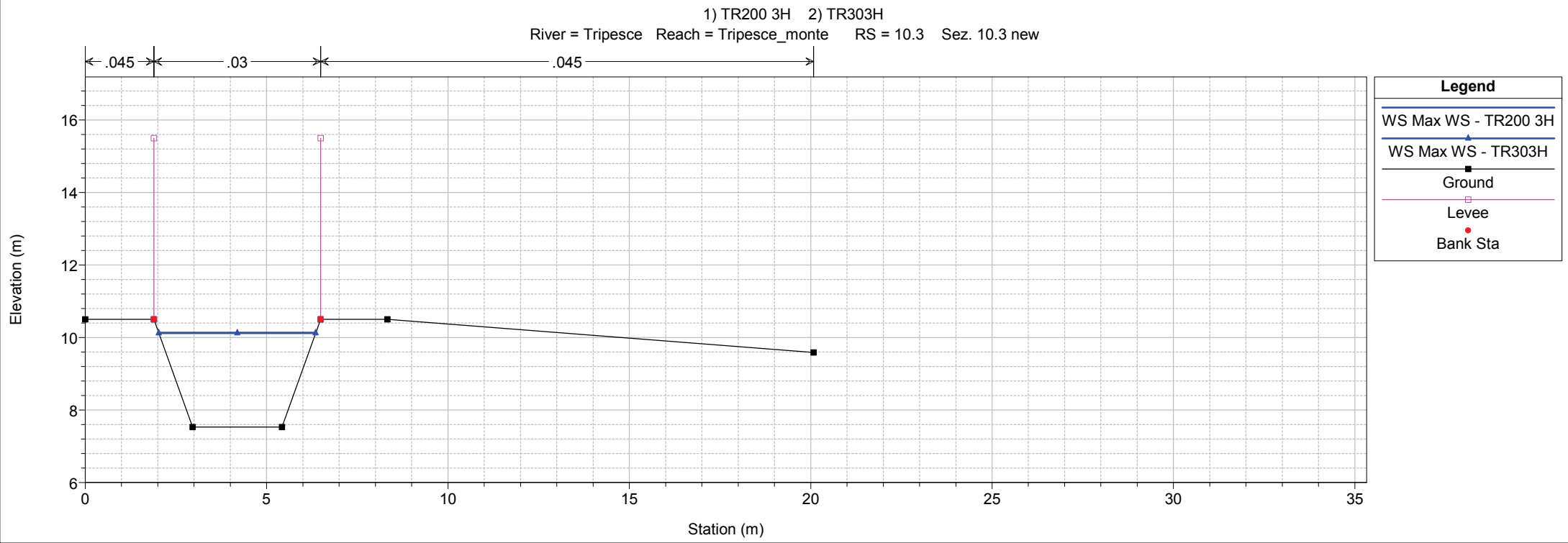
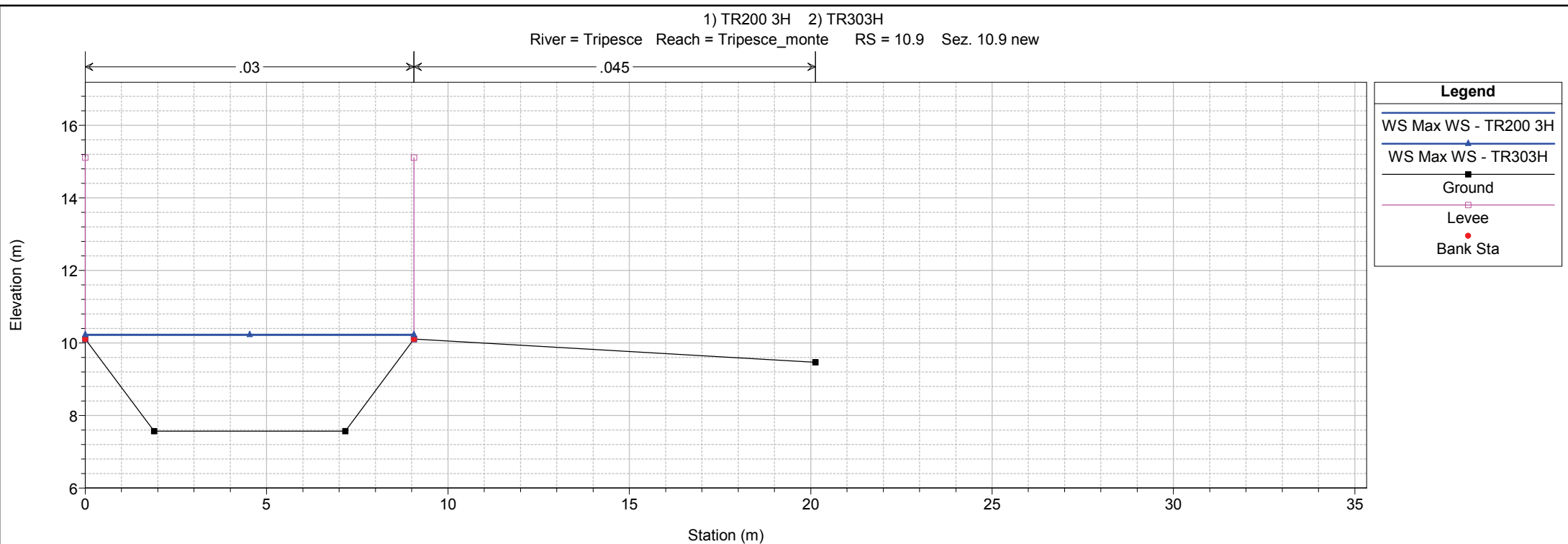
1 cm Horiz. = 1.5 m 1 cm Vert. = 1.5 m



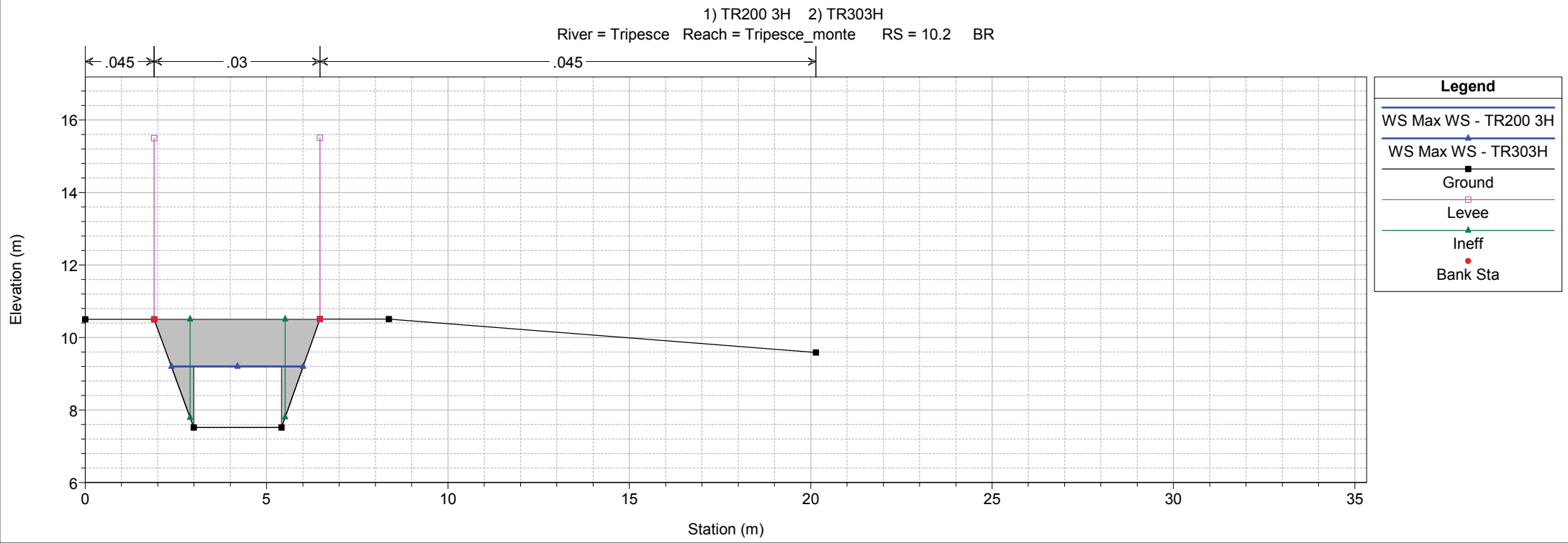
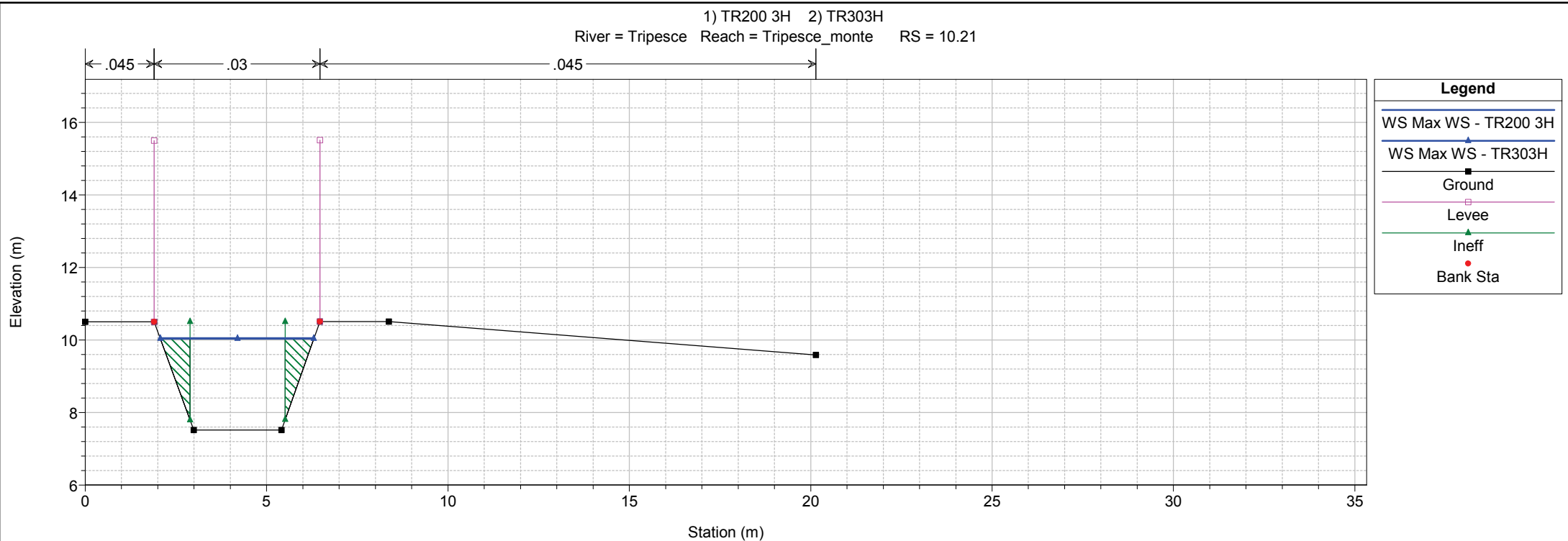
1 cm Horiz. = 1.5 m 1 cm Vert. = 1.5 m



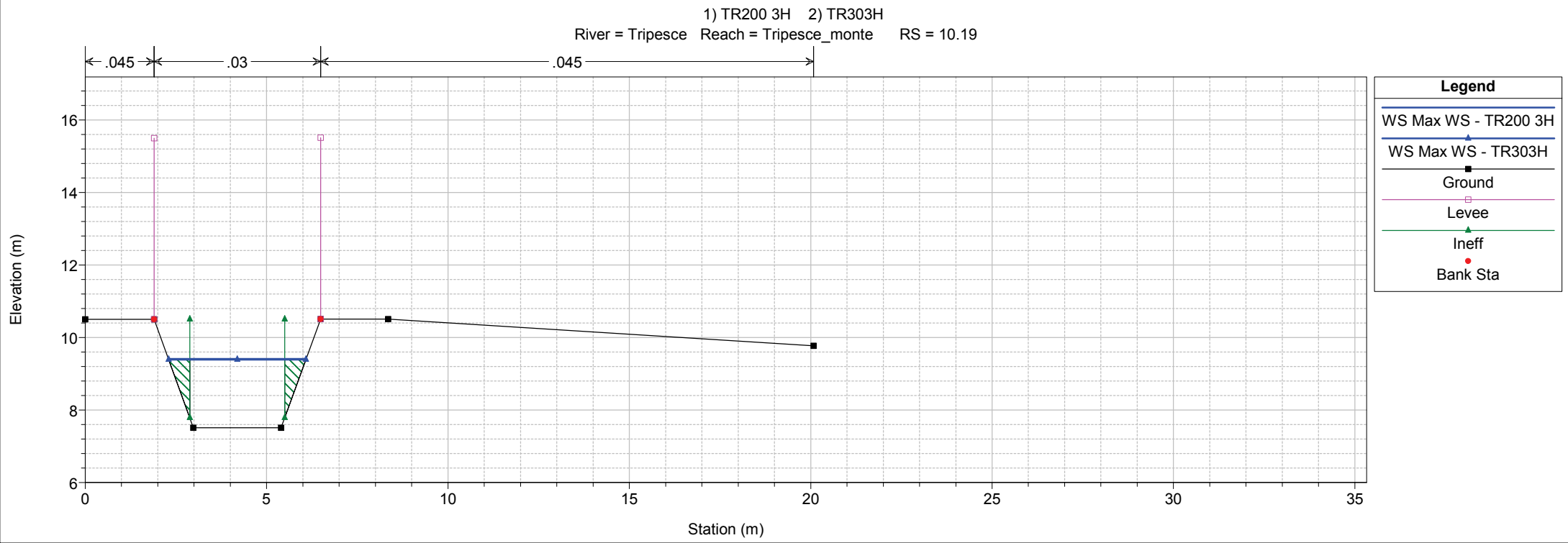
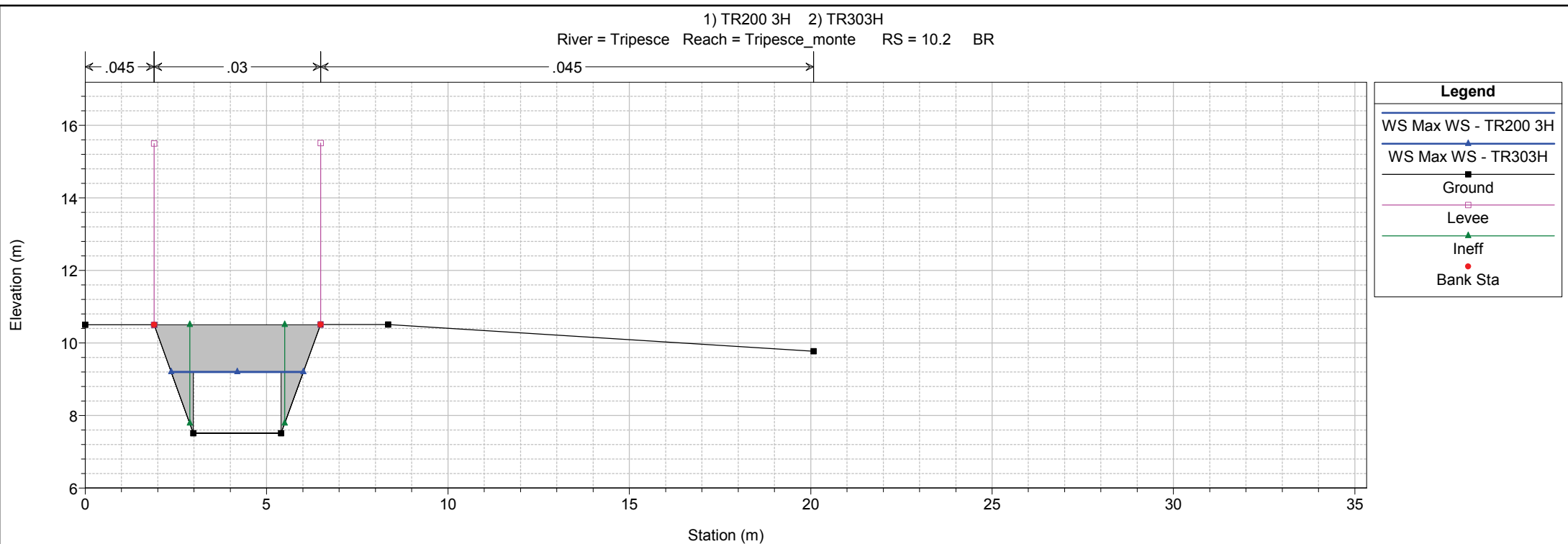
1 cm Horiz. = 1.5 m 1 cm Vert. = 1.5 m



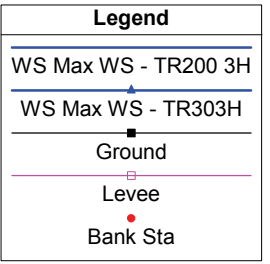
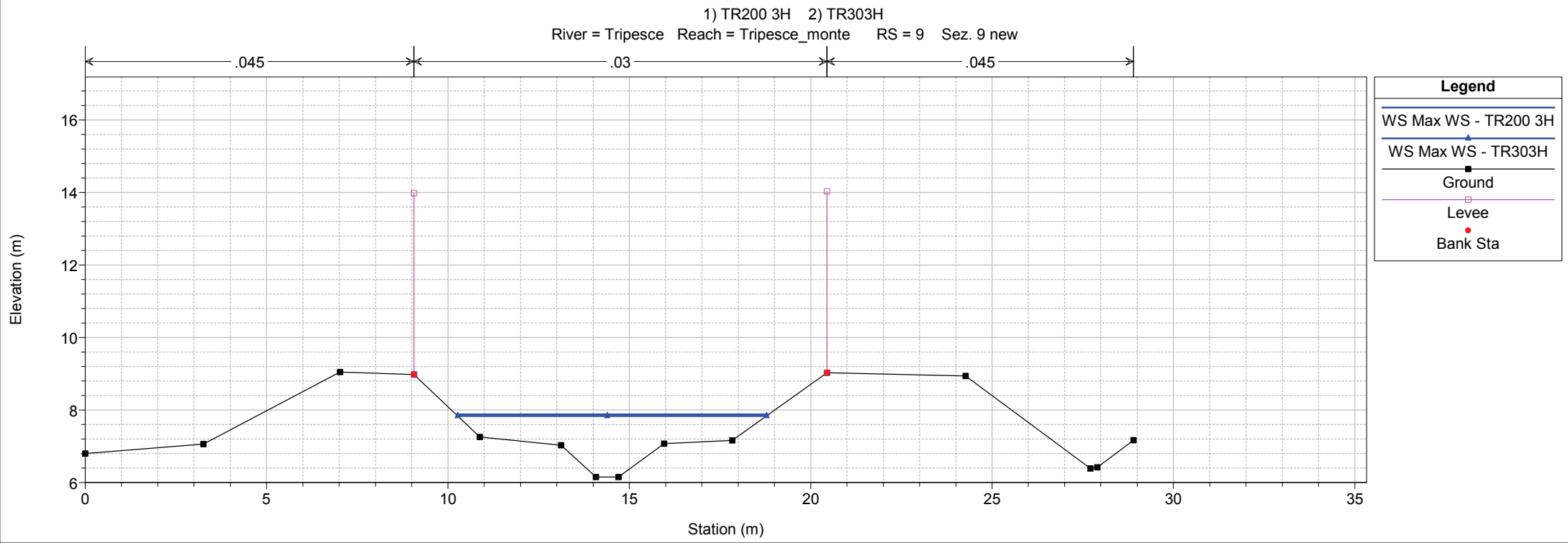
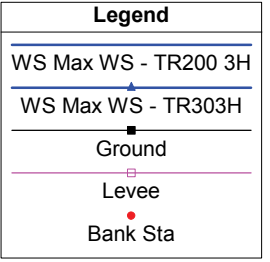
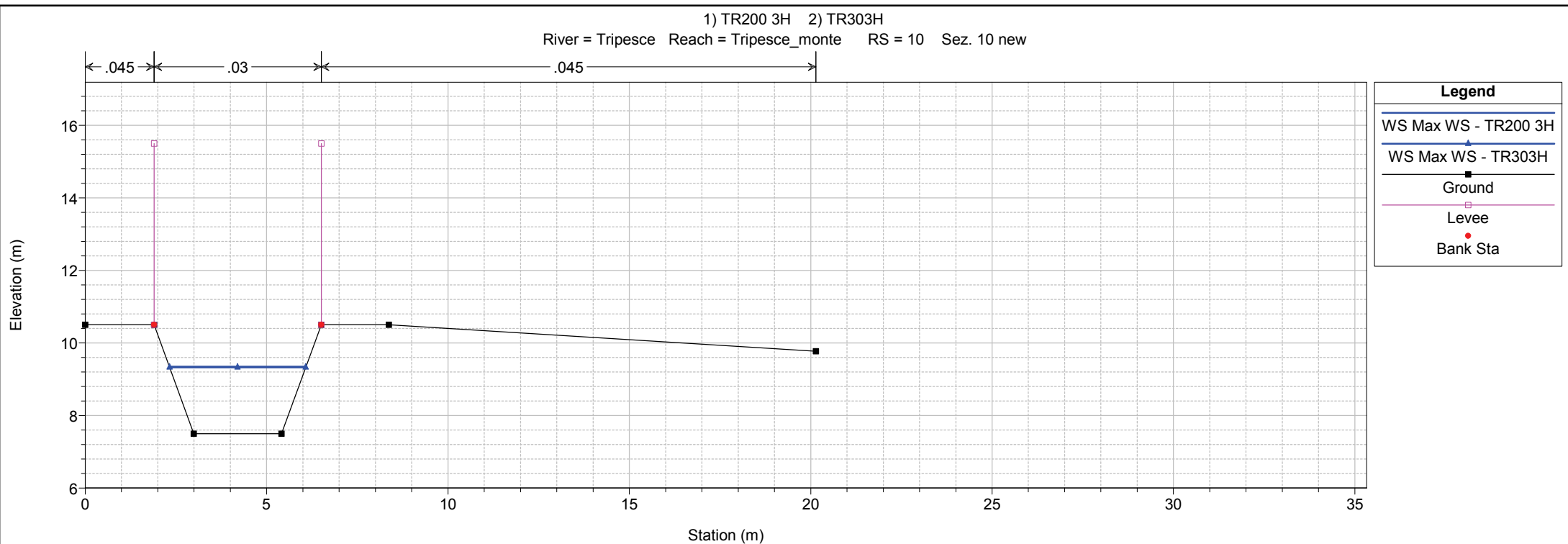
1 cm Horiz. = 1.5 m 1 cm Vert. = 1.5 m



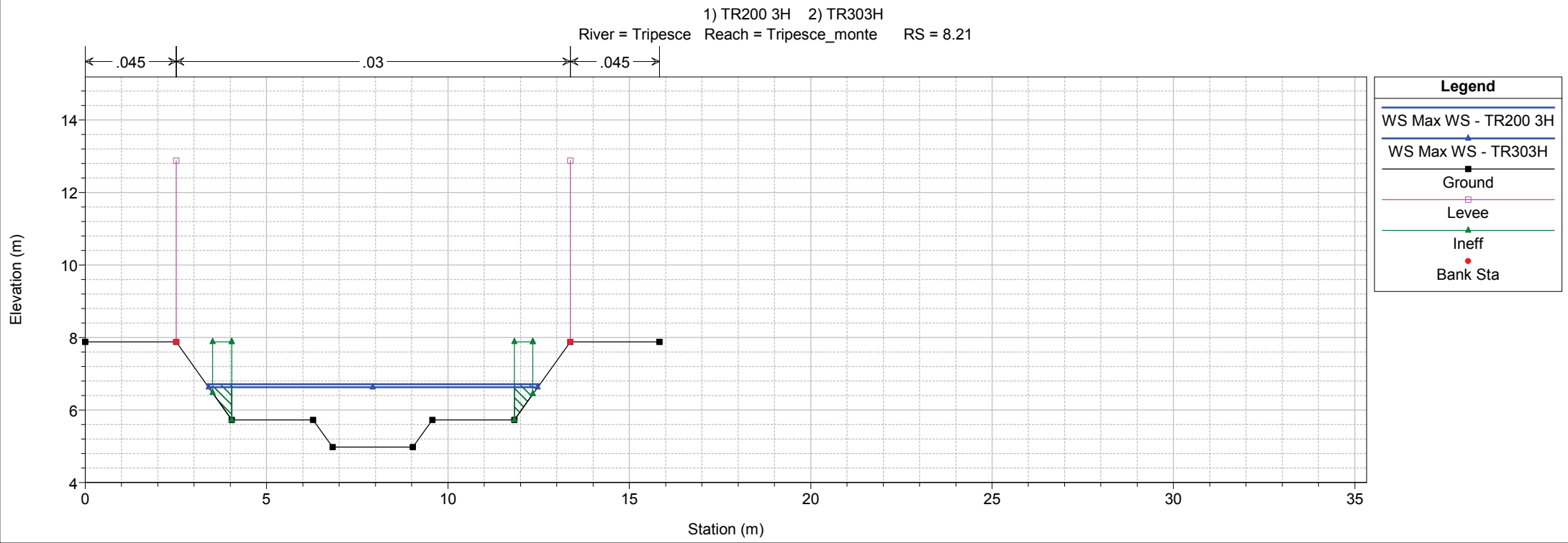
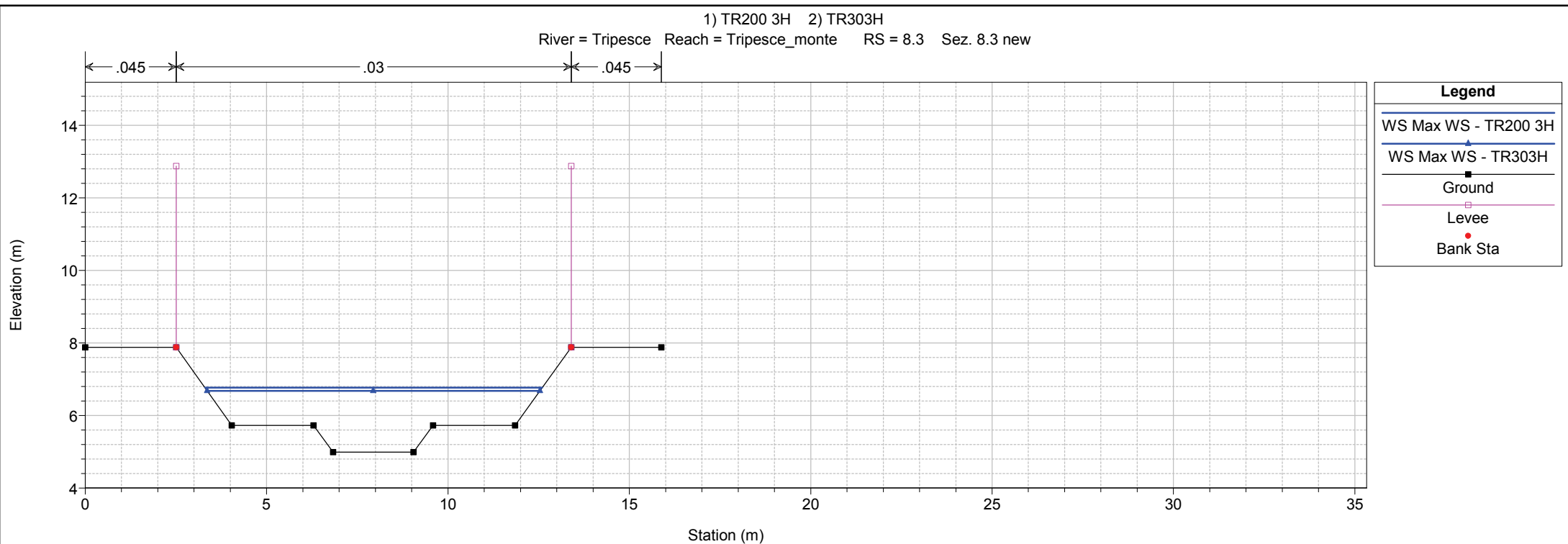
1 cm Horiz. = 1.5 m 1 cm Vert. = 1.5 m



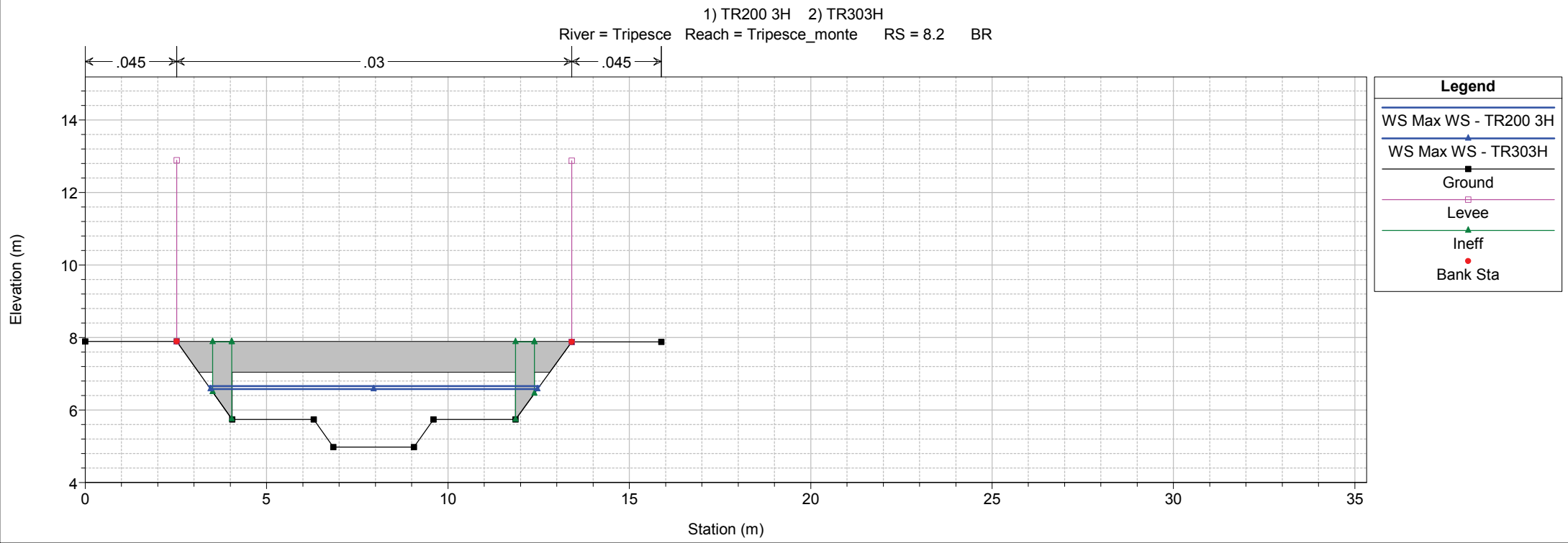
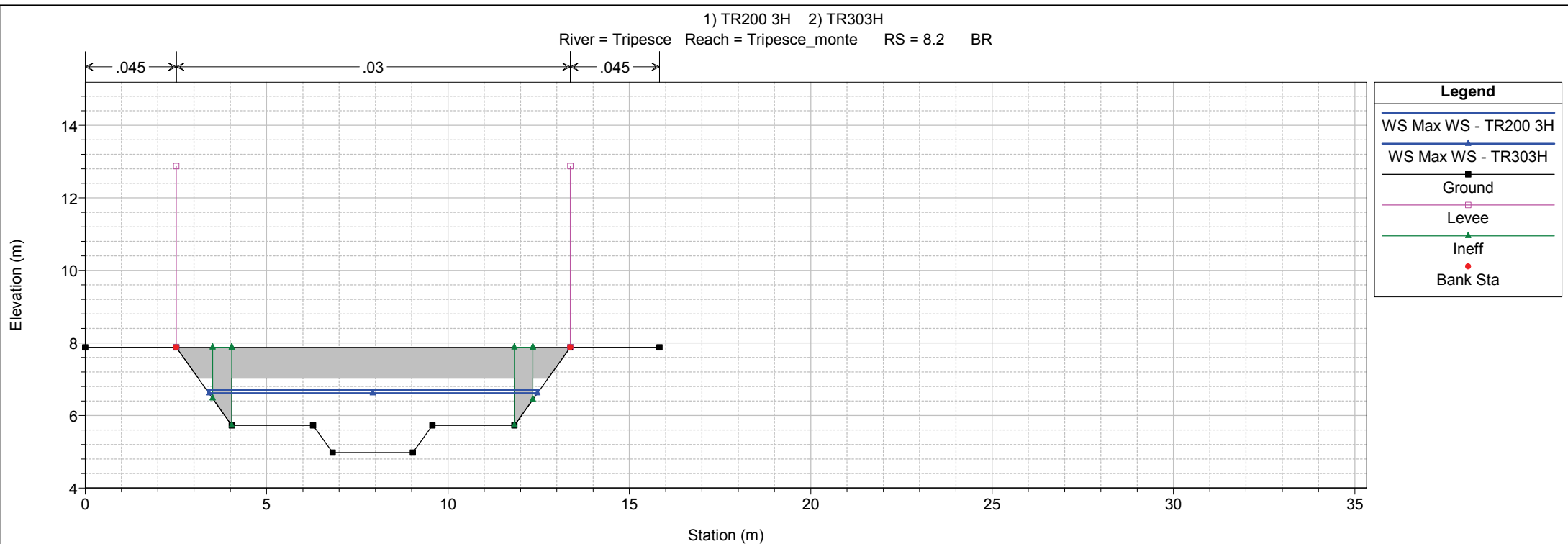
1 cm Horiz. = 1.5 m 1 cm Vert. = 1.5 m



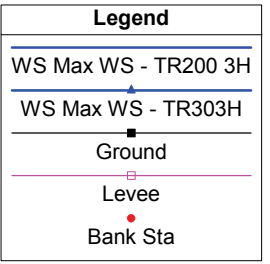
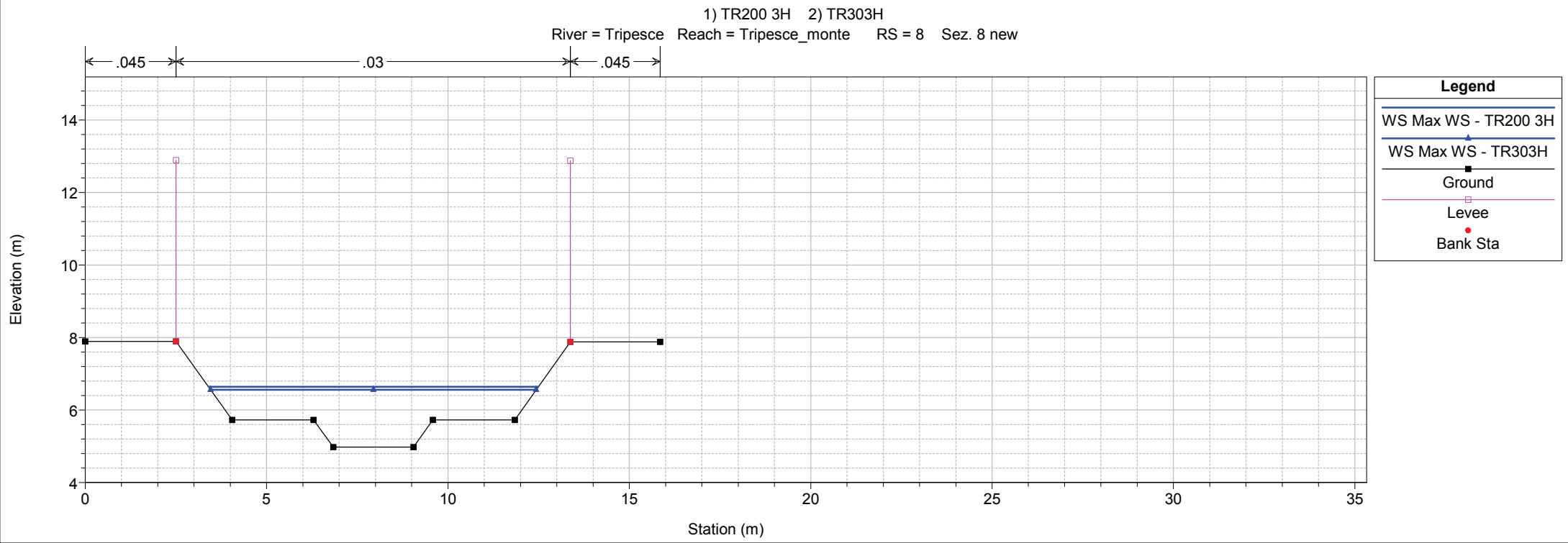
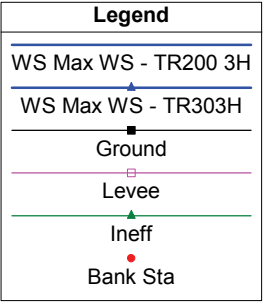
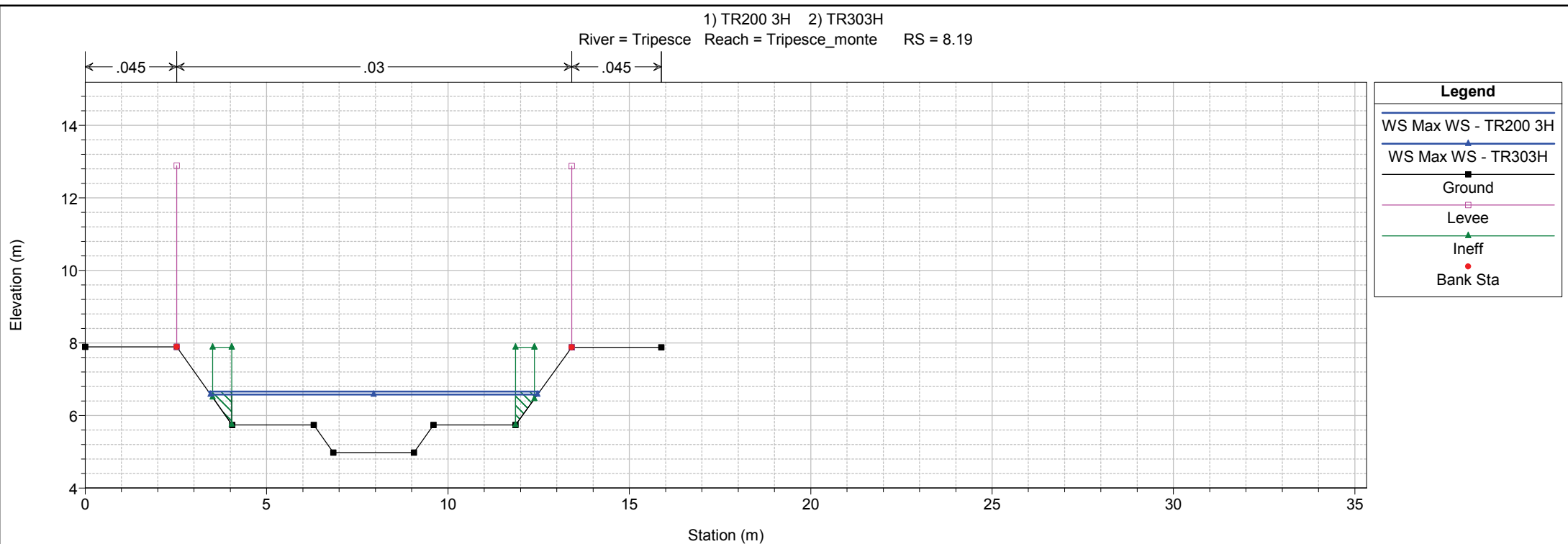
1 cm Horiz. = 1.5 m 1 cm Vert. = 1.5 m



1 cm Horiz. = 1.5 m 1 cm Vert. = 1.5 m

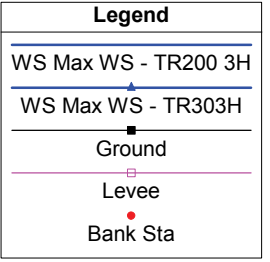
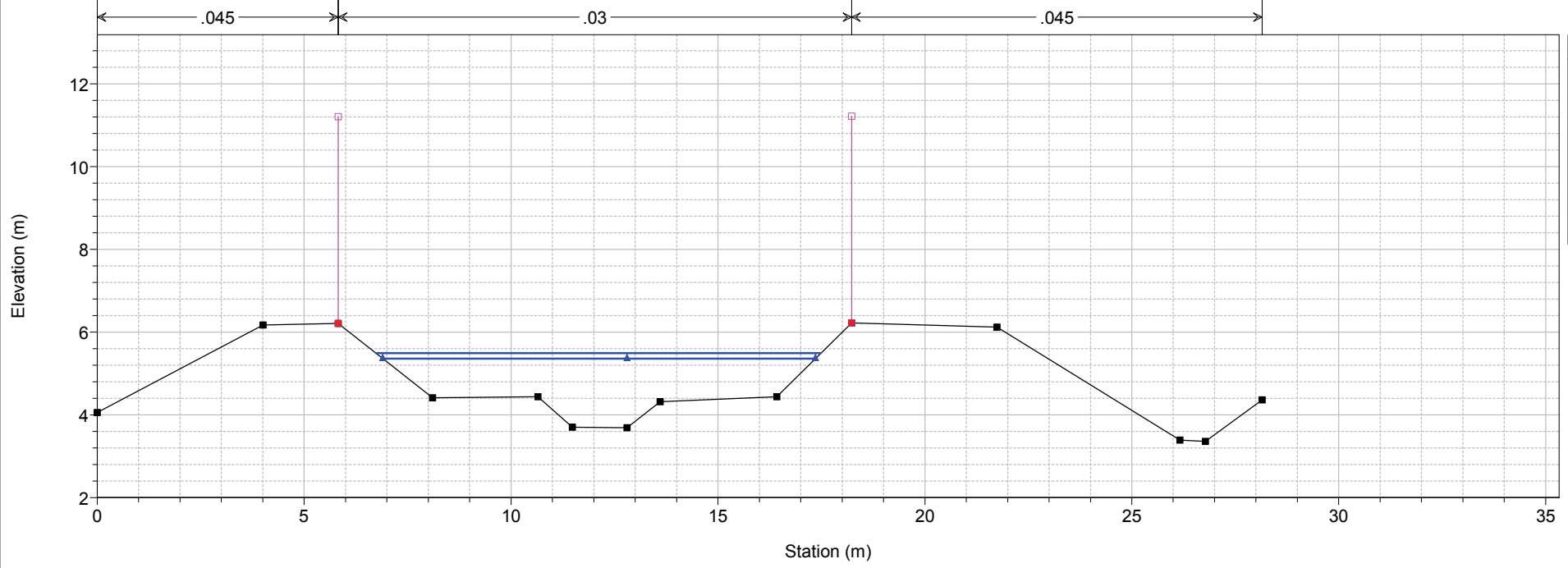


1 cm Horiz. = 1.5 m 1 cm Vert. = 1.5 m

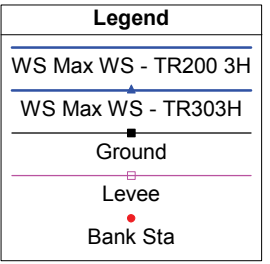
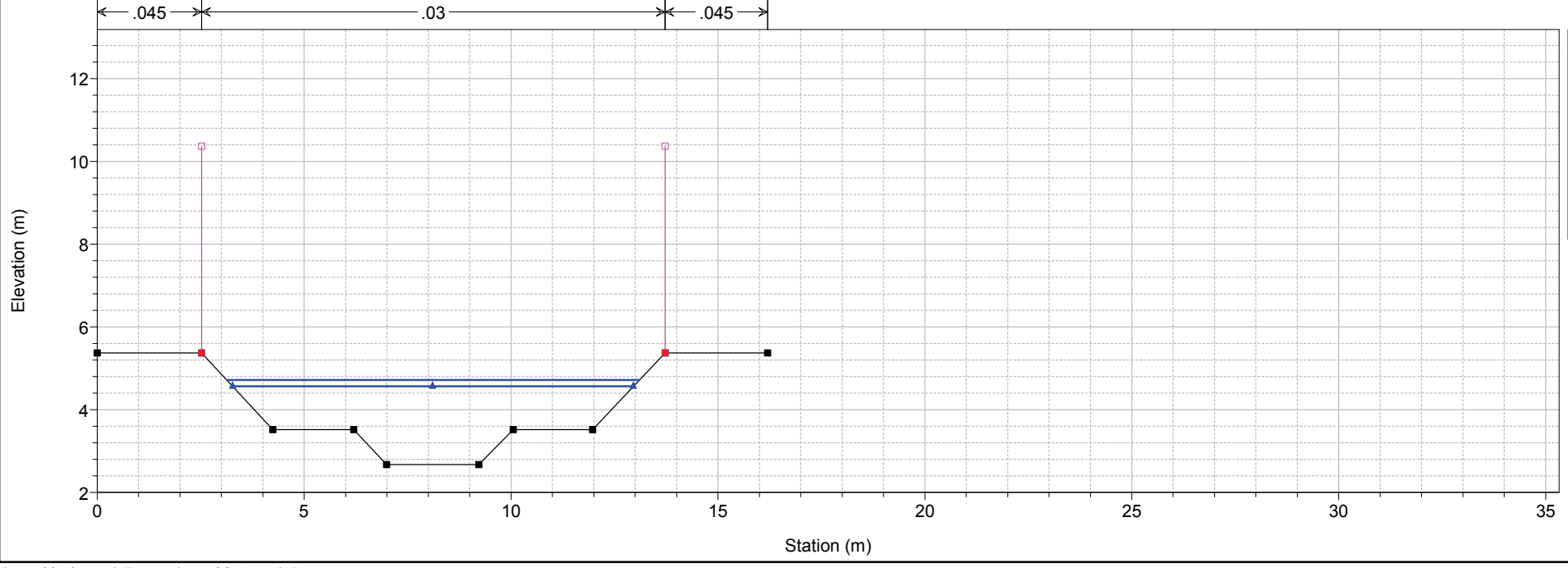


1 cm Horiz. = 1.5 m 1 cm Vert. = 1.5 m

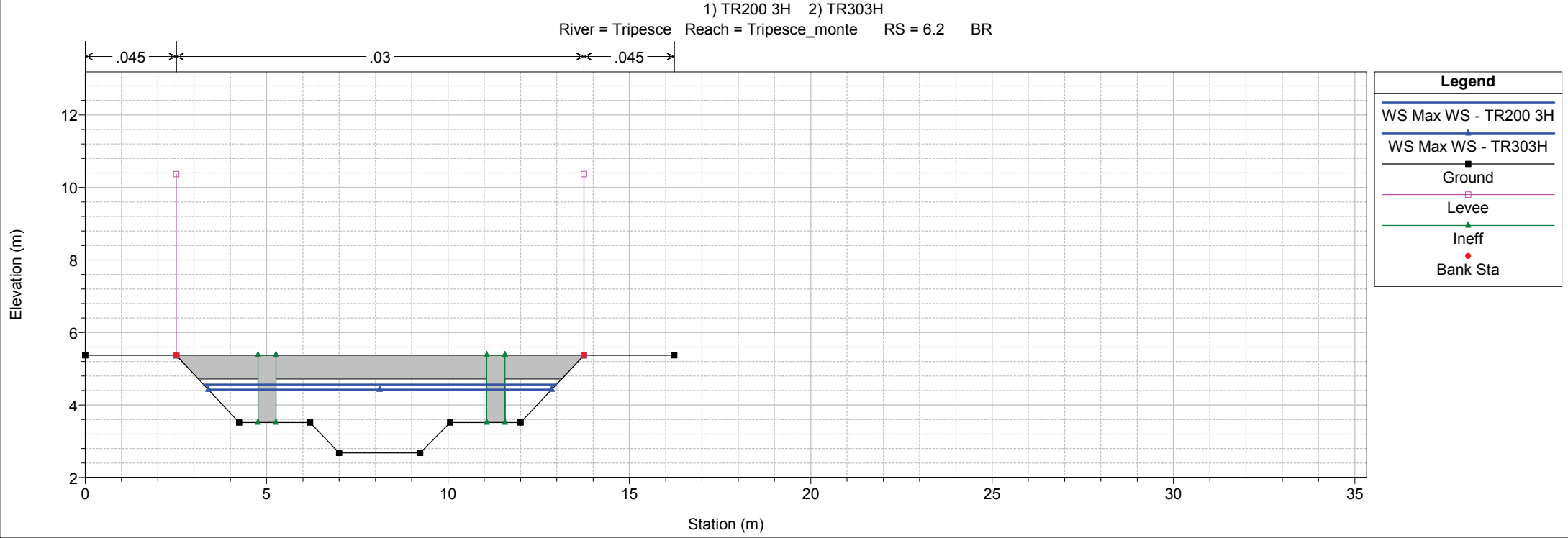
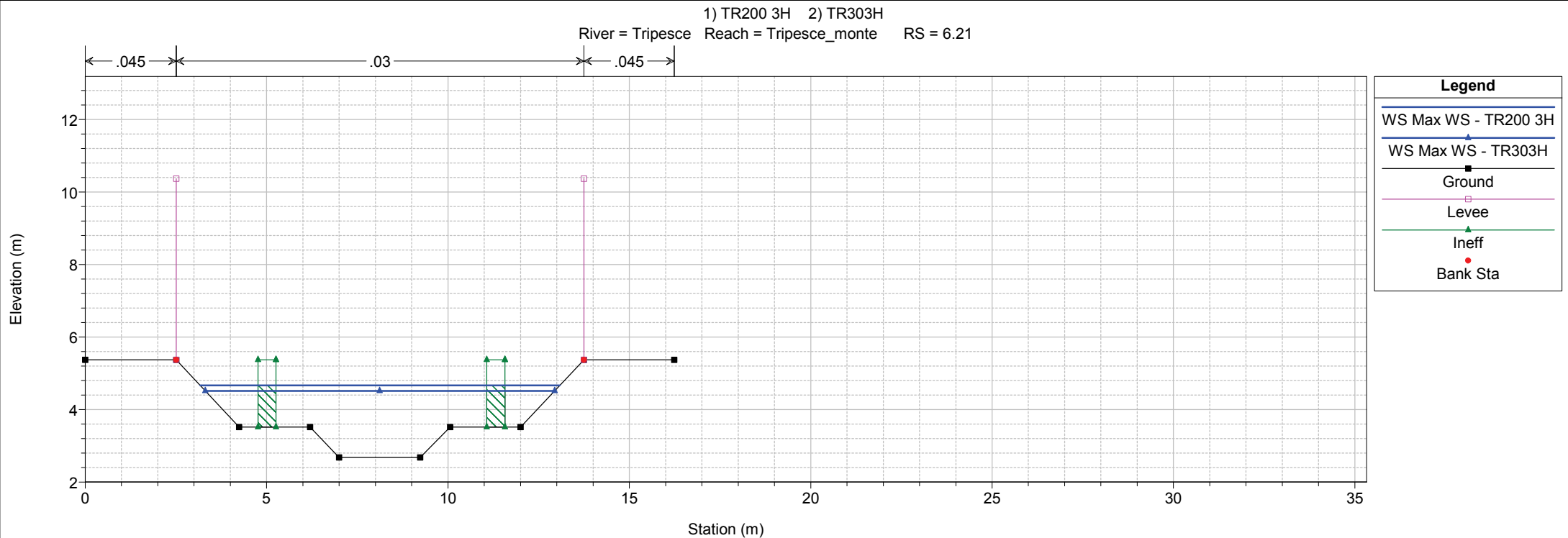
1) TR200 3H 2) TR303H
 River = Tripesce Reach = Tripesce_monte RS = 7 Sez. 7 new



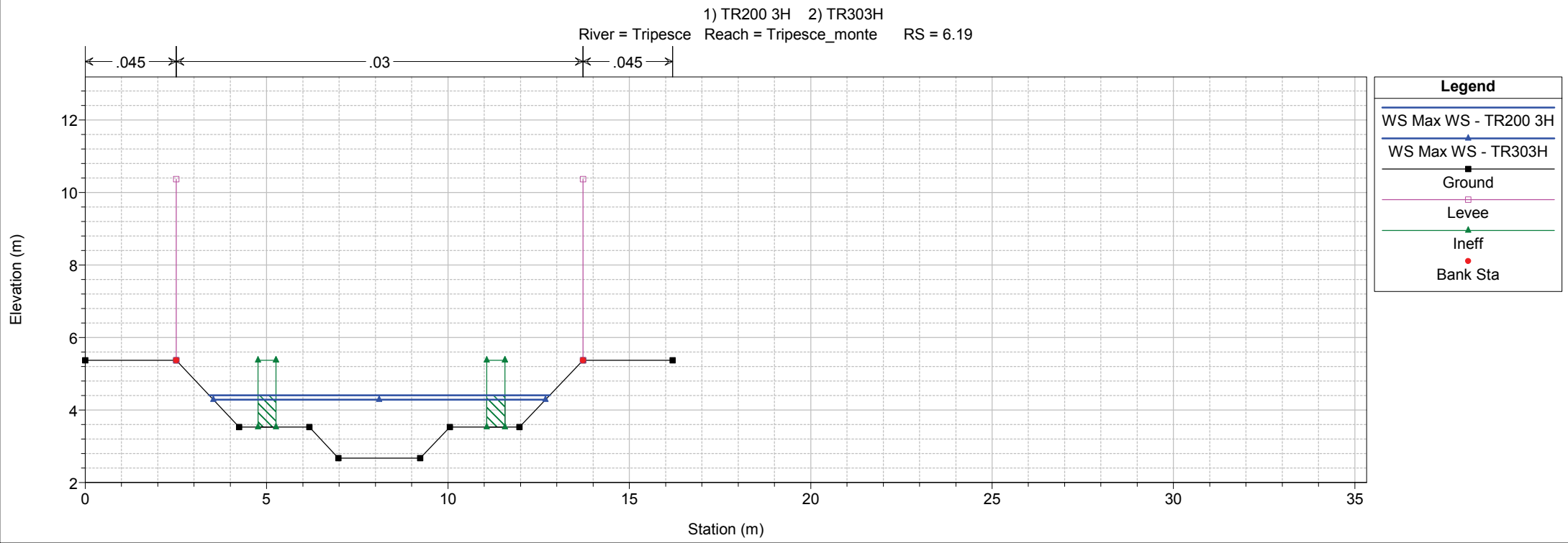
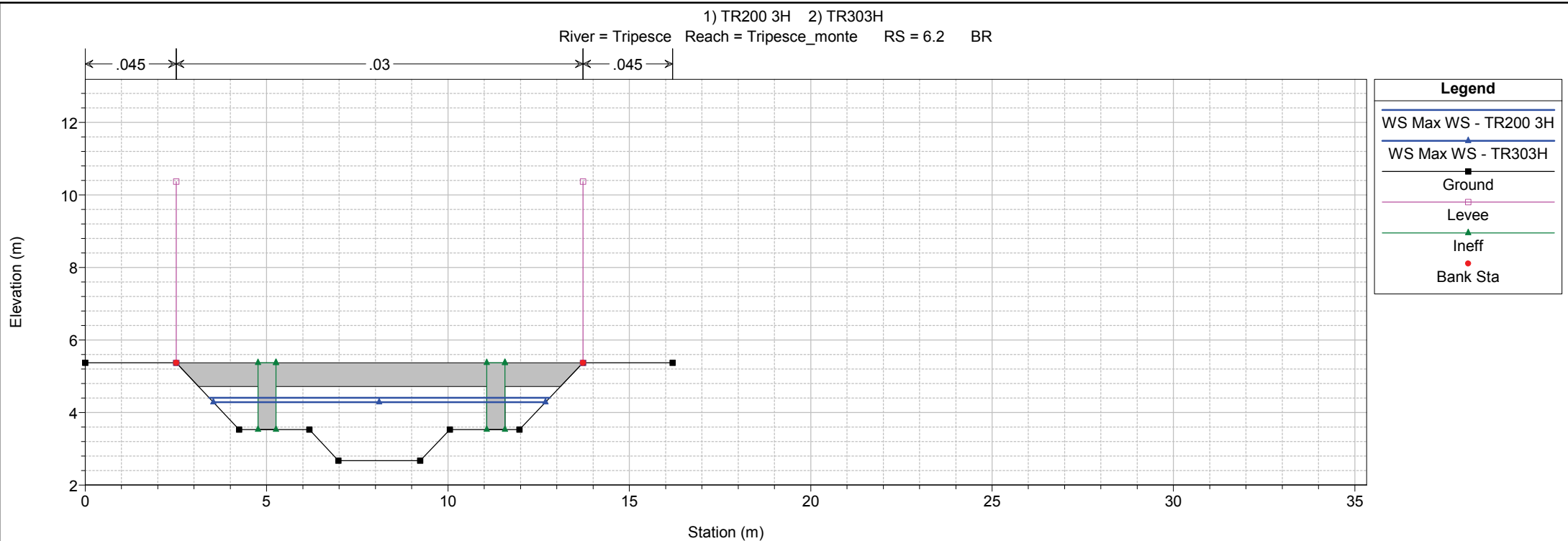
1) TR200 3H 2) TR303H
 River = Tripesce Reach = Tripesce_monte RS = 6.3 Sez. 6.3 new



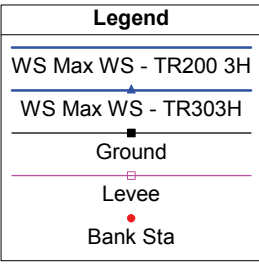
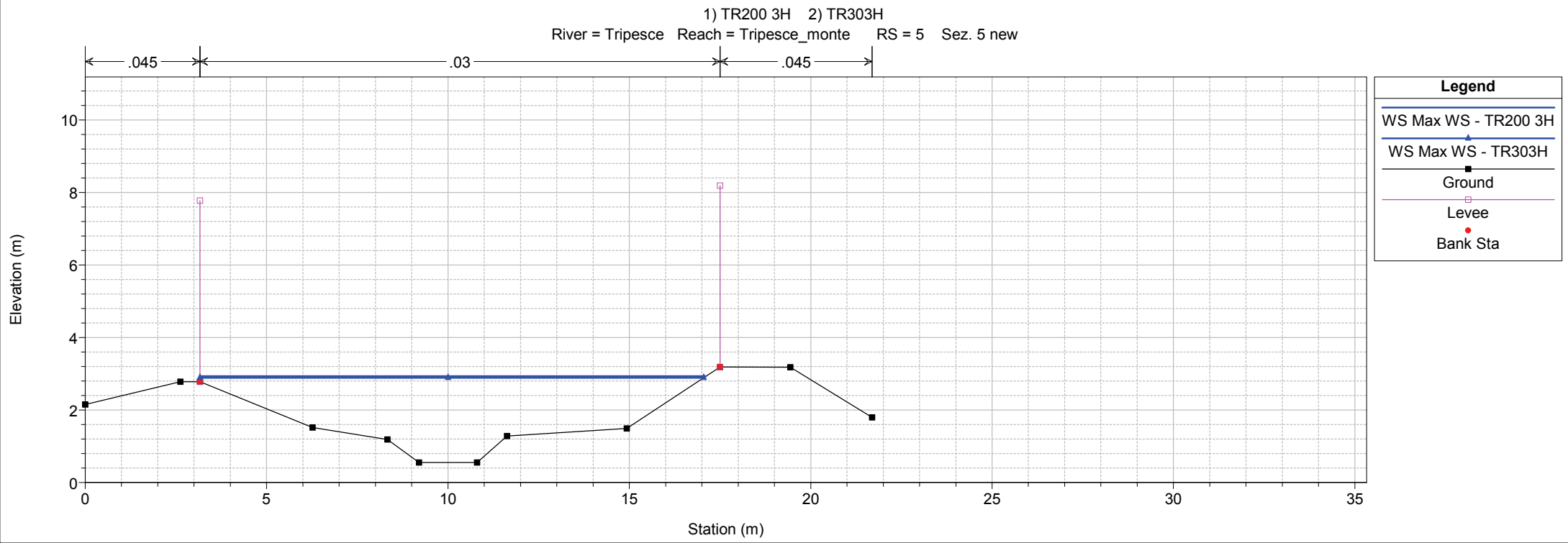
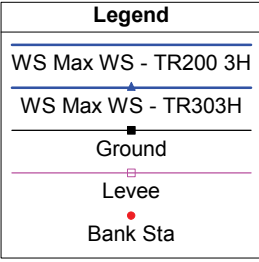
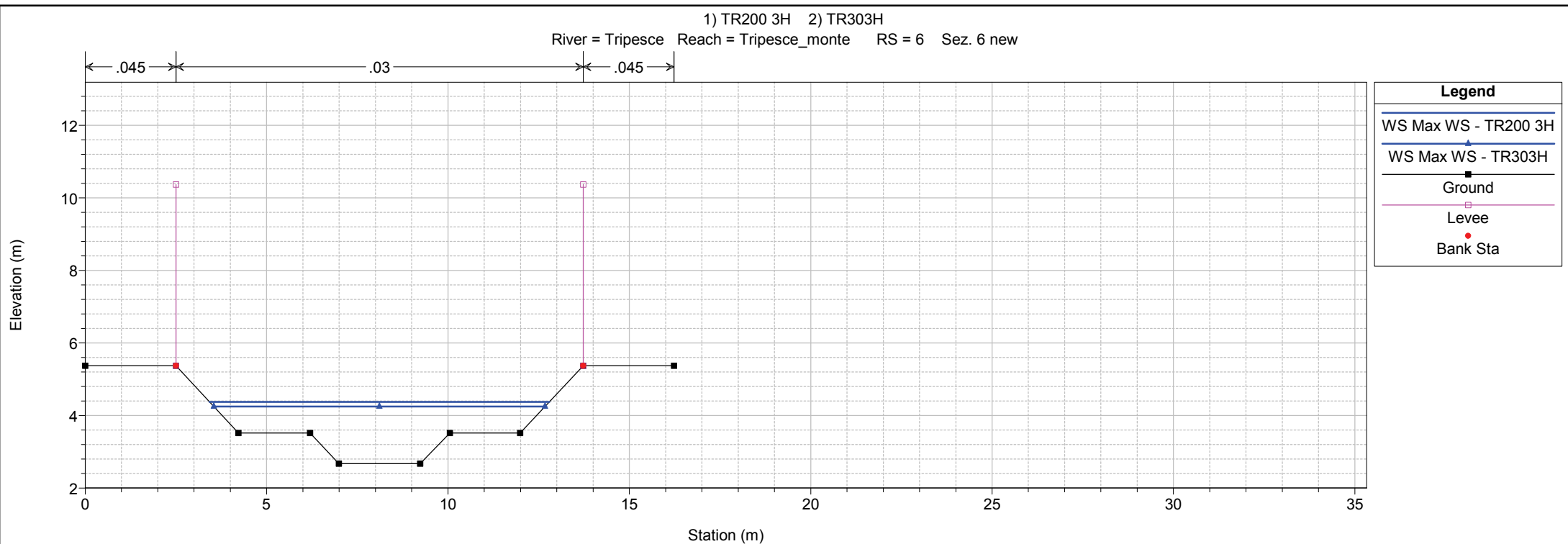
1 cm Horiz. = 1.5 m 1 cm Vert. = 1.5 m



1 cm Horiz. = 1.5 m 1 cm Vert. = 1.5 m

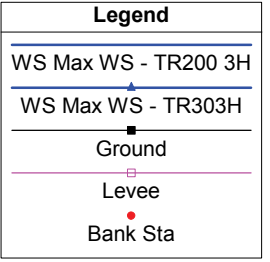
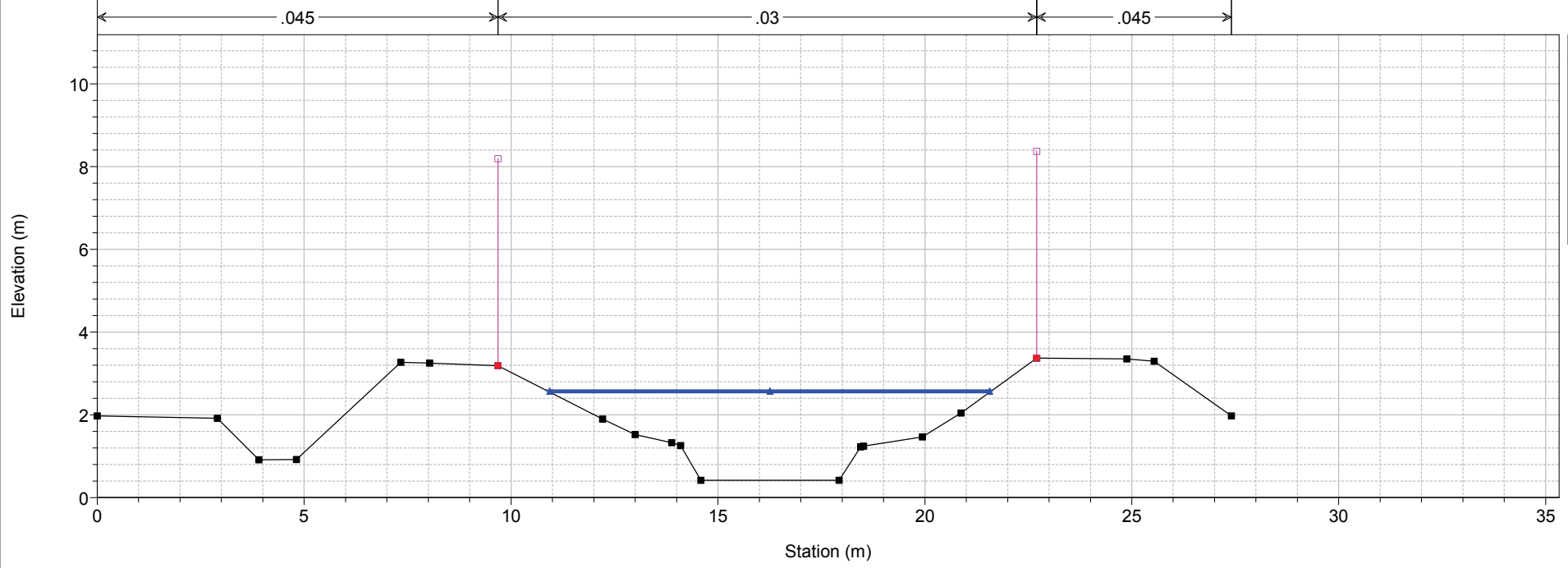


1 cm Horiz. = 1.5 m 1 cm Vert. = 1.5 m

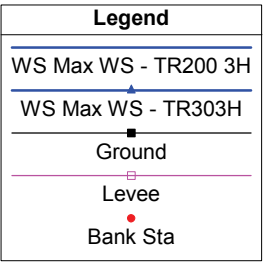
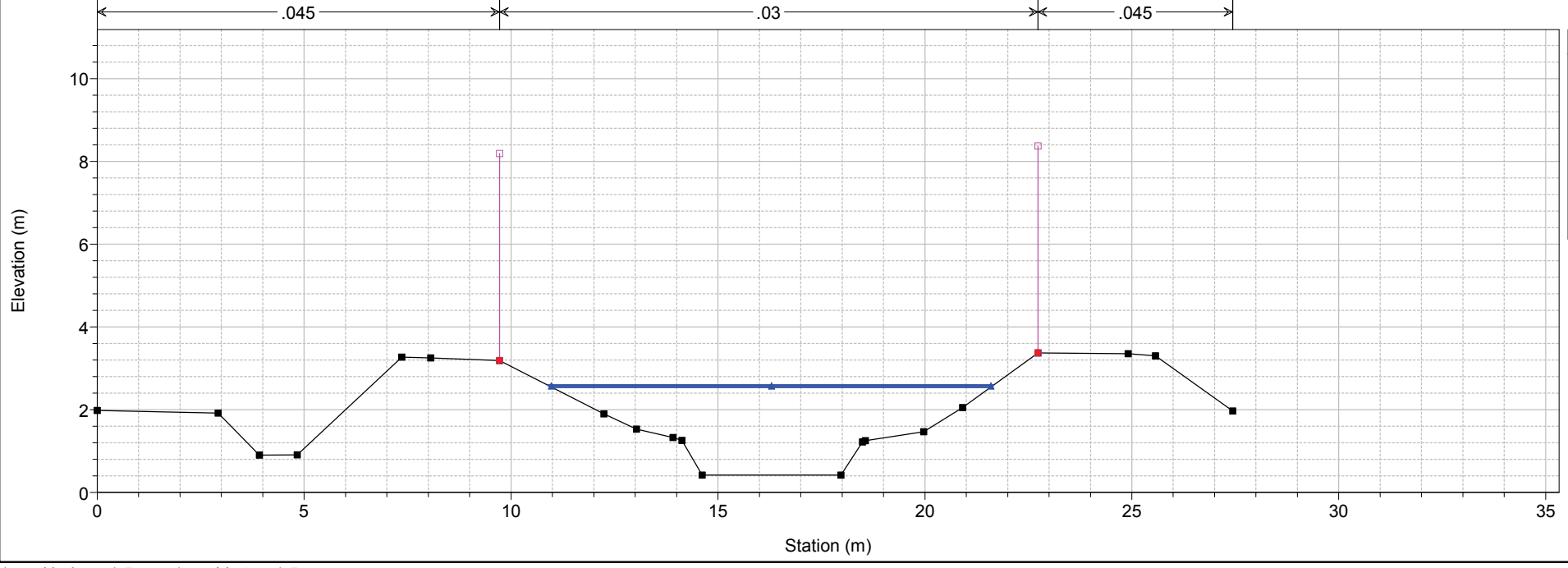


1 cm Horiz. = 1.5 m 1 cm Vert. = 1.5 m

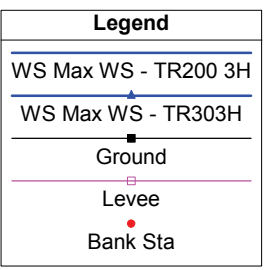
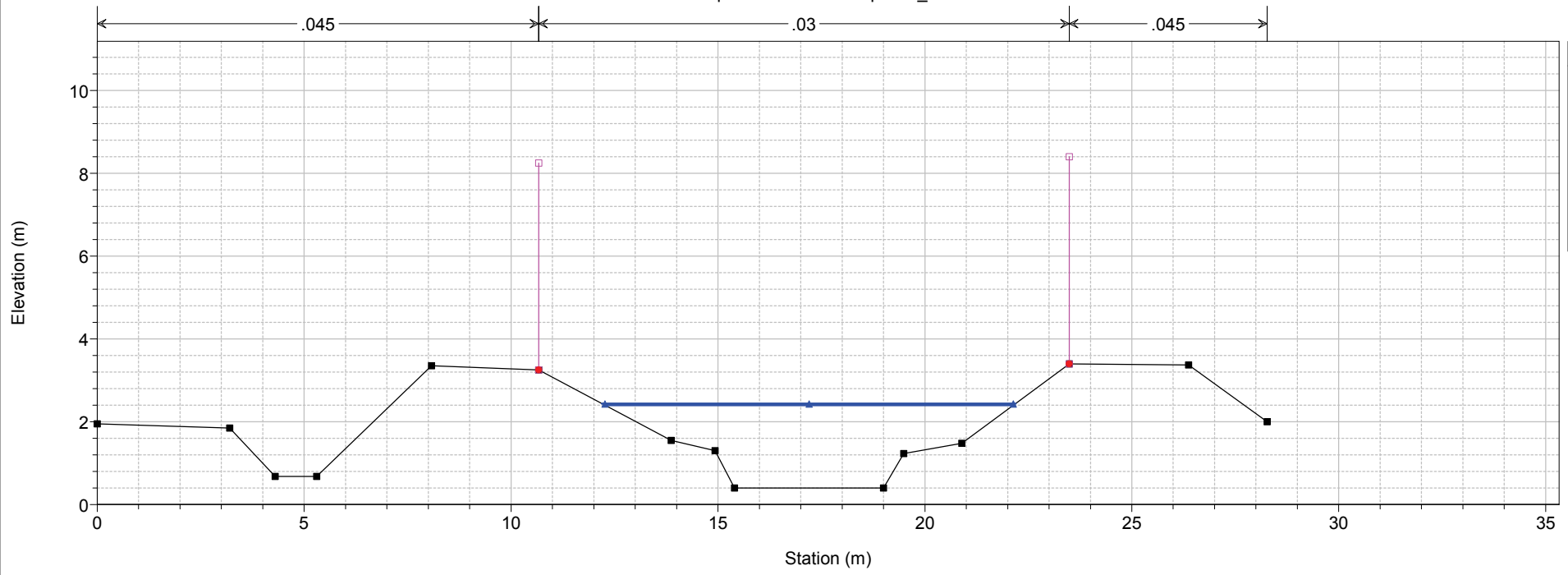
1) TR200 3H 2) TR303H
 River = Tripesce Reach = Tripesce_monte RS = 4.9 Interpolata



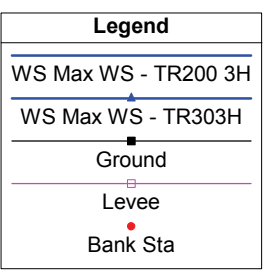
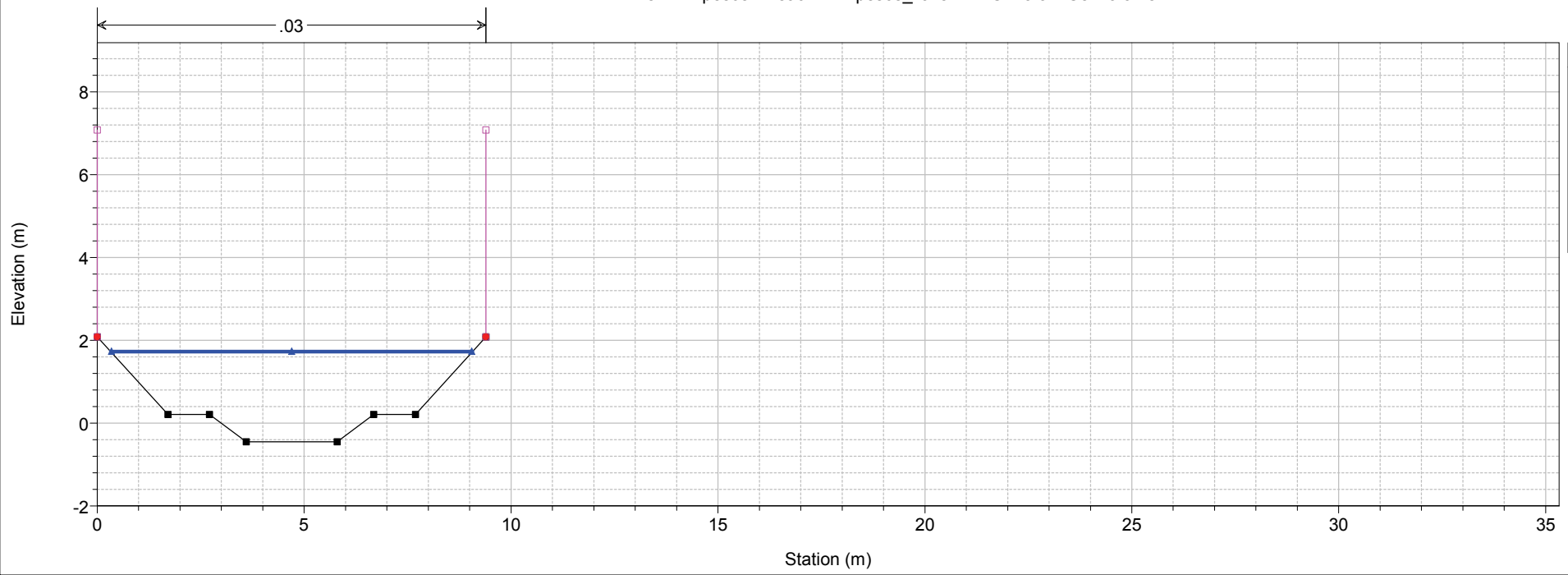
1) TR200 3H 2) TR303H
 River = Tripesce Reach = Tripesce_valle RS = 4.1 Interpolata



1) TR200 3H 2) TR303H
 River = Tripesce Reach = Tripesce_valle RS = 4 Sez. 4 new

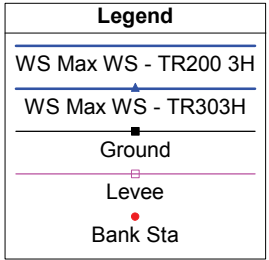
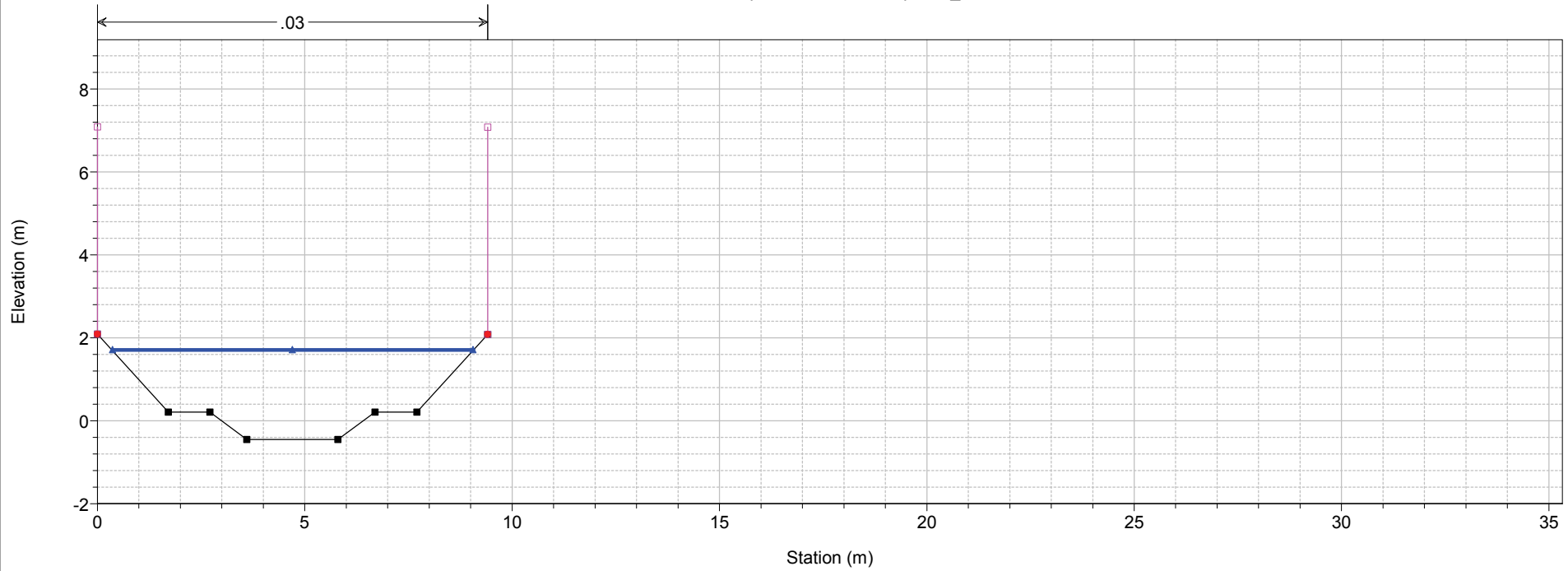


1) TR200 3H 2) TR303H
 River = Tripesce Reach = Tripesce_valle RS = 3.3 Sez. 3.3 new

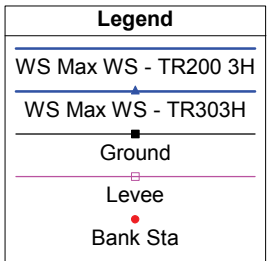
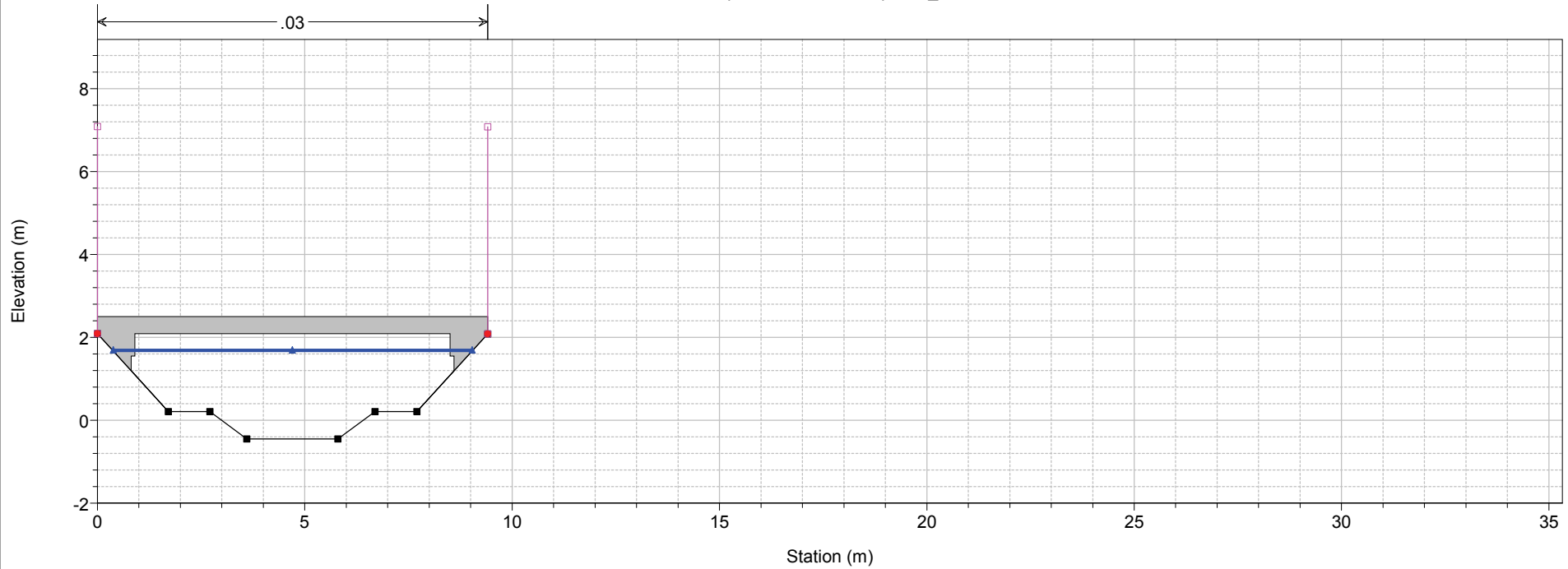


1 cm Horiz. = 1.5 m 1 cm Vert. = 1.5 m

1) TR200 3H 2) TR303H
 River = Tripesce Reach = Tripesce_valle RS = 3.21

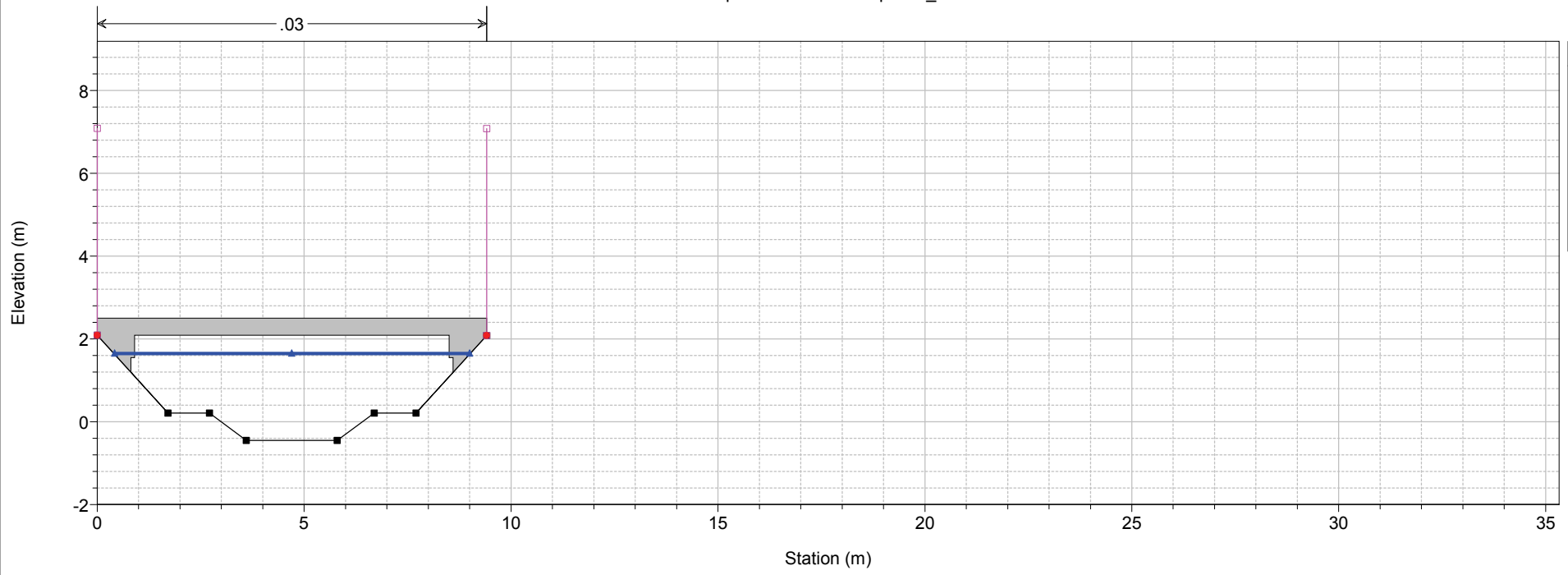


1) TR200 3H 2) TR303H
 River = Tripesce Reach = Tripesce_valle RS = 3.2 BR

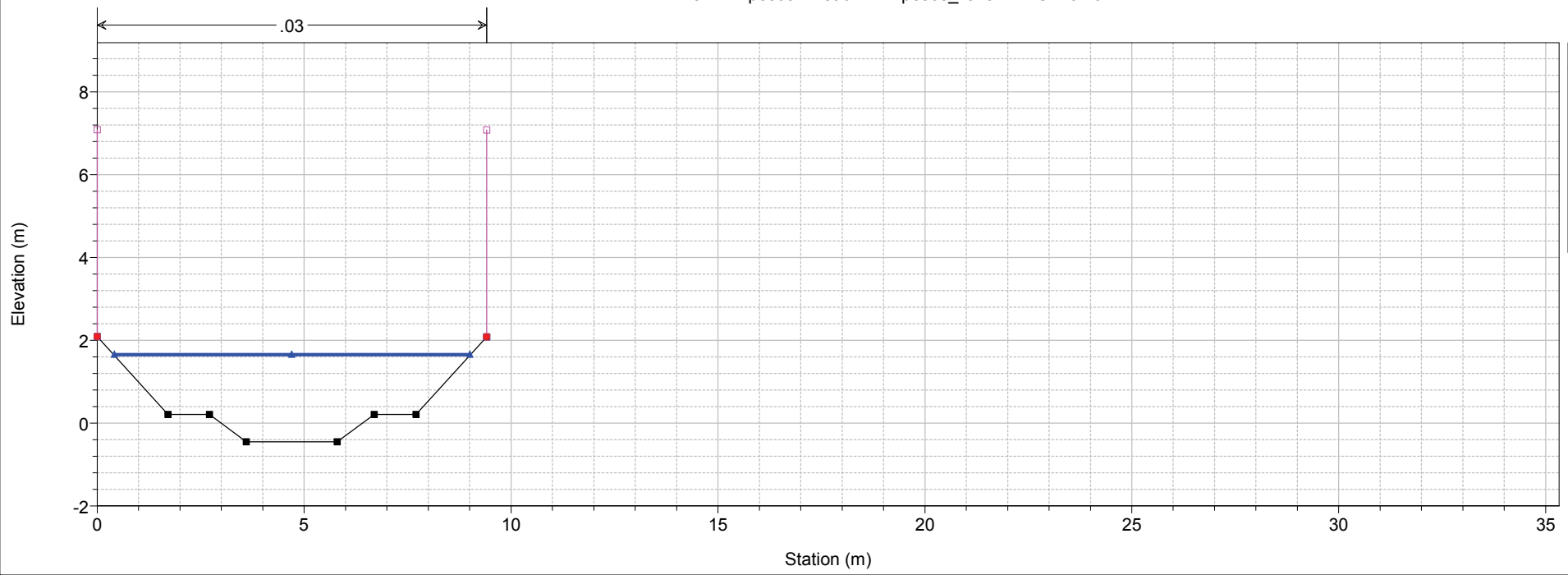


1 cm Horiz. = 1.5 m 1 cm Vert. = 1.5 m

1) TR200 3H 2) TR303H
River = Tripesce Reach = Tripesce_valle RS = 3.2 BR

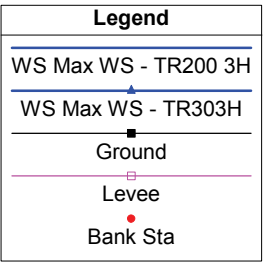
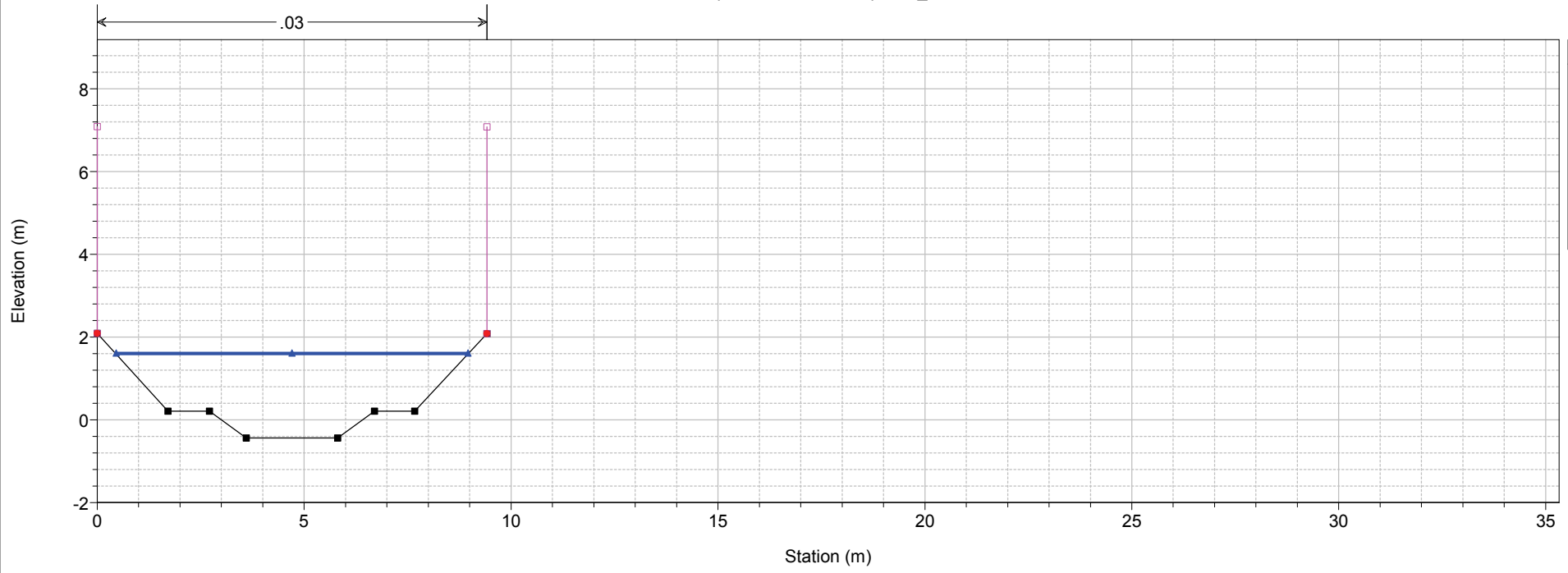


1) TR200 3H 2) TR303H
River = Tripesce Reach = Tripesce_valle RS = 3.19

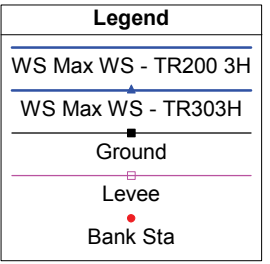
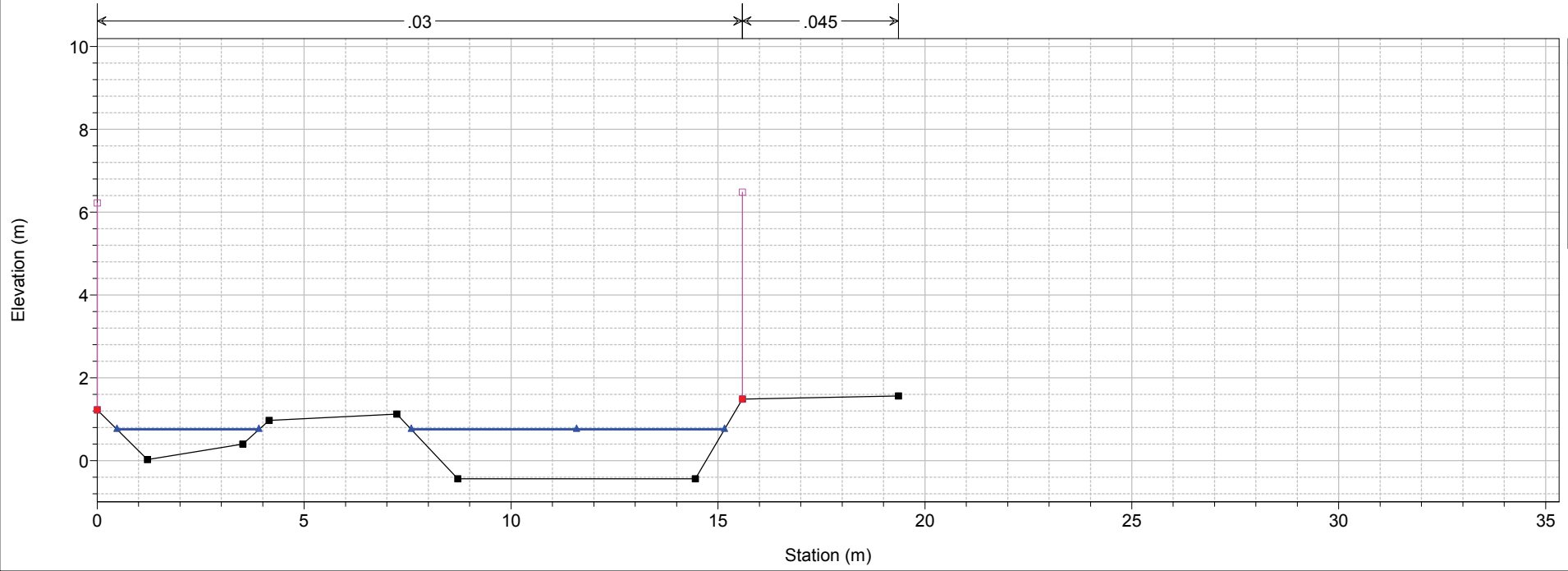


1 cm Horiz. = 1.5 m 1 cm Vert. = 1.5 m

1) TR200 3H 2) TR303H
 River = Tripesce Reach = Tripesce_valle RS = 3 Sez. 3 new



1) TR200 3H 2) TR303H
 River = Tripesce Reach = Tripesce_valle RS = 2 Sez. 2 new



1 cm Horiz. = 1.5 m 1 cm Vert. = 1.5 m

| Reach | River Sta | Profile | Plan | Q Total (m3/s) | Min Ch El (m) | W.S. Elev (m) | Crit W.S. (m) | E.G. Elev (m) | E.G. Slope (m/m) | Vel Chnl (m/s) | Flow Area (m2) | Top Width (m) | Froude # Chl |
|----------------|-----------|---------|----------|-------------------|------------------|------------------|------------------|------------------|---------------------|-------------------|-------------------|------------------|--------------|
| Tripesce_monte | 46 | Max WS | TR200 3H | 69.59 | 22.20 | 25.41 | 25.33 | 26.10 | 0.011975 | 3.67 | 18.96 | 11.70 | 0.92 |
| Tripesce_monte | 46 | Max WS | TR303H | 42.82 | 22.20 | 25.14 | 24.76 | 25.52 | 0.008058 | 2.72 | 15.72 | 11.70 | 0.75 |
| Tripesce_monte | 45.99 | | | Lat Struct | | | | | | | | | |
| Tripesce_monte | 45.98 | | | Lat Struct | | | | | | | | | |
| Tripesce_monte | 45 | Max WS | TR200 3H | 45.18 | 21.73 | 24.82 | 24.59 | 25.38 | 0.011133 | 3.33 | 13.57 | 9.02 | 0.87 |
| Tripesce_monte | 45 | Max WS | TR303H | 36.98 | 21.73 | 24.44 | 24.25 | 25.06 | 0.012323 | 3.49 | 10.61 | 6.76 | 0.89 |
| Tripesce_monte | 44 | Max WS | TR200 3H | 44.38 | 20.78 | 24.44 | 23.01 | 24.84 | 0.001784 | 2.77 | 16.00 | 14.24 | 0.47 |
| Tripesce_monte | 44 | Max WS | TR303H | 36.98 | 20.78 | 24.09 | 22.76 | 24.43 | 0.001749 | 2.56 | 14.43 | 10.36 | 0.45 |
| Tripesce_monte | 43.5 | | | Bridge | | | | | | | | | |
| Tripesce_monte | 43 | Max WS | TR200 3H | 44.38 | 20.78 | 23.81 | 23.02 | 24.39 | 0.003432 | 3.38 | 13.14 | 9.50 | 0.63 |
| Tripesce_monte | 43 | Max WS | TR303H | 36.98 | 20.78 | 23.73 | 22.77 | 24.15 | 0.002604 | 2.89 | 12.80 | 9.26 | 0.54 |
| Tripesce_monte | 42.99 | | | Lat Struct | | | | | | | | | |
| Tripesce_monte | 42.98 | | | Lat Struct | | | | | | | | | |
| Tripesce_monte | 42 | Max WS | TR200 3H | 44.36 | 20.70 | 23.81 | 23.34 | 24.20 | 0.009306 | 2.76 | 16.07 | 13.41 | 0.81 |
| Tripesce_monte | 42 | Max WS | TR303H | 36.98 | 20.70 | 23.72 | 23.10 | 24.04 | 0.008117 | 2.48 | 14.94 | 13.33 | 0.75 |
| Tripesce_monte | 41 | Max WS | TR200 3H | 34.23 | 20.58 | 23.07 | 23.03 | 23.49 | 0.013655 | 2.86 | 11.96 | 12.74 | 0.94 |
| Tripesce_monte | 41 | Max WS | TR303H | 31.71 | 20.58 | 22.99 | 22.98 | 23.42 | 0.015140 | 2.89 | 10.98 | 12.50 | 0.98 |
| Tripesce_monte | 40 | Max WS | TR200 3H | 31.56 | 19.18 | 22.35 | 21.41 | 22.57 | 0.004955 | 2.11 | 14.99 | 11.30 | 0.58 |
| Tripesce_monte | 40 | Max WS | TR303H | 31.02 | 19.18 | 22.30 | 21.40 | 22.53 | 0.004889 | 2.15 | 14.44 | 10.27 | 0.58 |
| Tripesce_monte | 39 | Max WS | TR200 3H | 31.56 | 18.93 | 21.80 | 20.98 | 22.05 | 0.003962 | 2.20 | 14.37 | 8.20 | 0.53 |
| Tripesce_monte | 39 | Max WS | TR303H | 31.02 | 18.93 | 21.76 | 20.96 | 22.01 | 0.004022 | 2.21 | 14.01 | 7.94 | 0.53 |
| Tripesce_monte | 38.98 | | | Lat Struct | | | | | | | | | |
| Tripesce_monte | 38 | Max WS | TR200 3H | 31.50 | 18.13 | 21.35 | 20.54 | 21.65 | 0.008488 | 2.42 | 13.04 | 11.65 | 0.73 |
| Tripesce_monte | 38 | Max WS | TR303H | 31.02 | 18.13 | 21.33 | 20.51 | 21.63 | 0.008817 | 2.43 | 12.76 | 11.63 | 0.74 |
| Tripesce_monte | 37 | Max WS | TR200 3H | 28.25 | 17.74 | 20.81 | 19.75 | 20.94 | 0.002866 | 1.63 | 17.34 | 13.28 | 0.46 |
| Tripesce_monte | 37 | Max WS | TR303H | 28.05 | 17.74 | 20.80 | 19.74 | 20.94 | 0.002859 | 1.62 | 17.28 | 13.28 | 0.45 |
| Tripesce_monte | 36 | Max WS | TR200 3H | 26.99 | 17.93 | 20.19 | 19.97 | 20.71 | 0.011152 | 3.21 | 8.42 | 5.44 | 0.82 |
| Tripesce_monte | 36 | Max WS | TR303H | 26.88 | 17.93 | 20.18 | 19.96 | 20.71 | 0.011152 | 3.20 | 8.39 | 5.44 | 0.82 |
| Tripesce_monte | 35.99 | | | Lat Struct | | | | | | | | | |
| Tripesce_monte | 35.98 | | | Lat Struct | | | | | | | | | |
| Tripesce_monte | 35 | Max WS | TR200 3H | 26.99 | 16.47 | 18.44 | 18.60 | 19.37 | 0.024129 | 4.28 | 6.30 | 4.52 | 1.16 |
| Tripesce_monte | 35 | Max WS | TR303H | 26.88 | 16.47 | 18.43 | 18.60 | 19.37 | 0.024123 | 4.28 | 6.28 | 4.52 | 1.16 |
| Tripesce_monte | 34 | Max WS | TR200 3H | 26.99 | 14.91 | 17.03 | 16.61 | 17.33 | 0.005779 | 2.42 | 11.13 | 7.99 | 0.66 |
| Tripesce_monte | 34 | Max WS | TR303H | 26.88 | 14.91 | 17.03 | 16.61 | 17.33 | 0.005781 | 2.42 | 11.10 | 7.98 | 0.66 |
| Tripesce_monte | 33 | Max WS | TR200 3H | 26.99 | 14.06 | 16.42 | 15.79 | 16.65 | 0.003996 | 2.12 | 12.71 | 8.28 | 0.55 |
| Tripesce_monte | 33 | Max WS | TR303H | 26.88 | 14.06 | 16.42 | 15.78 | 16.65 | 0.003994 | 2.12 | 12.67 | 8.27 | 0.55 |
| Tripesce_monte | 32 | Max WS | TR200 3H | 26.99 | 13.62 | 15.57 | 15.33 | 15.96 | 0.008255 | 2.77 | 9.75 | 7.51 | 0.78 |
| Tripesce_monte | 32 | Max WS | TR303H | 26.88 | 13.62 | 15.57 | 15.32 | 15.96 | 0.008259 | 2.77 | 9.72 | 7.50 | 0.78 |
| Tripesce_monte | 31.99 | | | Lat Struct | | | | | | | | | |
| Tripesce_monte | 31.98 | | | Lat Struct | | | | | | | | | |
| Tripesce_monte | 31 | Max WS | TR200 3H | 26.99 | 13.00 | 15.07 | 14.71 | 15.39 | 0.006498 | 2.53 | 10.66 | 7.84 | 0.69 |
| Tripesce_monte | 31 | Max WS | TR303H | 26.88 | 13.00 | 15.06 | 14.70 | 15.39 | 0.006499 | 2.53 | 10.63 | 7.83 | 0.69 |
| Tripesce_monte | 30 | Max WS | TR200 3H | 26.99 | 12.29 | 14.36 | 13.97 | 14.66 | 0.006022 | 2.45 | 11.04 | 8.19 | 0.67 |
| Tripesce_monte | 30 | Max WS | TR303H | 26.88 | 12.29 | 14.35 | 13.97 | 14.66 | 0.006019 | 2.44 | 11.01 | 8.18 | 0.67 |
| Tripesce_monte | 29 | Max WS | TR200 3H | 26.99 | 11.63 | 13.53 | 13.25 | 13.86 | 0.007272 | 2.57 | 10.51 | 8.60 | 0.74 |
| Tripesce_monte | 29 | Max WS | TR303H | 26.88 | 11.63 | 13.52 | 13.25 | 13.86 | 0.007275 | 2.56 | 10.48 | 8.59 | 0.74 |
| Tripesce_monte | 28 | Max WS | TR200 3H | 26.99 | 10.54 | 12.91 | 12.19 | 13.12 | 0.003469 | 2.01 | 13.41 | 8.40 | 0.51 |
| Tripesce_monte | 28 | Max WS | TR303H | 26.88 | 10.54 | 12.91 | 12.19 | 13.12 | 0.003456 | 2.01 | 13.38 | 8.40 | 0.51 |
| Tripesce_monte | 27 | Max WS | TR200 3H | 26.94 | 10.12 | 12.76 | 11.69 | 12.87 | 0.002999 | 1.46 | 18.41 | 18.73 | 0.47 |
| Tripesce_monte | 27 | Max WS | TR303H | 26.83 | 10.12 | 12.76 | 11.68 | 12.86 | 0.002991 | 1.46 | 18.38 | 18.71 | 0.47 |
| Tripesce_monte | 26 | Max WS | TR200 3H | 25.25 | 9.75 | 12.56 | 11.26 | 12.63 | 0.001824 | 1.13 | 22.32 | 23.31 | 0.37 |
| Tripesce_monte | 26 | Max WS | TR303H | 25.22 | 9.75 | 12.56 | 11.26 | 12.63 | 0.001819 | 1.13 | 22.30 | 23.22 | 0.37 |
| Tripesce_monte | 25.99 | | | Lat Struct | | | | | | | | | |
| Tripesce_monte | 25.98 | | | Lat Struct | | | | | | | | | |
| Tripesce_monte | 25 | Max WS | TR200 3H | 25.25 | 9.35 | 12.30 | 10.88 | 12.35 | 0.001137 | 0.96 | 26.40 | 24.93 | 0.30 |
| Tripesce_monte | 25 | Max WS | TR303H | 25.22 | 9.35 | 12.30 | 10.88 | 12.34 | 0.001139 | 0.96 | 26.36 | 24.93 | 0.30 |
| Tripesce_monte | 24 | Max WS | TR200 3H | 25.25 | 9.05 | 12.25 | 10.50 | 12.29 | 0.000435 | 0.83 | 30.36 | 16.80 | 0.20 |

HEC-RAS Profile: Max WS (Continued)

| Reach | River Sta | Profile | Plan | Q Total (m3/s) | Min Ch EI (m) | W.S. Elev (m) | Crit W.S. (m) | E.G. Elev (m) | E.G. Slope (m/m) | Vel Chnl (m/s) | Flow Area (m2) | Top Width (m) | Froude # Chl |
|----------------|-----------|---------|----------|-------------------|------------------|------------------|------------------|------------------|---------------------|-------------------|-------------------|------------------|--------------|
| Tripesce_monte | 6.19 | Max WS | TR200 3H | 22.29 | 2.67 | 4.41 | 4.18 | 4.70 | 0.005666 | 2.40 | 9.27 | 9.39 | 0.73 |
| Tripesce_monte | 6.19 | Max WS | TR303H | 18.65 | 2.67 | 4.29 | 4.07 | 4.55 | 0.005568 | 2.26 | 8.26 | 9.16 | 0.72 |
| Tripesce_monte | 6 | Max WS | TR200 3H | 22.36 | 2.67 | 4.38 | 4.13 | 4.63 | 0.005156 | 2.25 | 9.92 | 9.37 | 0.70 |
| Tripesce_monte | 6 | Max WS | TR303H | 18.69 | 2.67 | 4.25 | 4.03 | 4.48 | 0.005221 | 2.13 | 8.76 | 9.14 | 0.70 |
| Tripesce_monte | 5.99 | | | Lat Struct | | | | | | | | | |
| Tripesce_monte | 5.98 | | | Lat Struct | | | | | | | | | |
| Tripesce_monte | 5 | Max WS | TR200 3H | 24.50 | 0.55 | 2.94 | 2.06 | 3.01 | 0.000998 | 1.24 | 19.68 | 13.96 | 0.33 |
| Tripesce_monte | 5 | Max WS | TR303H | 20.25 | 0.55 | 2.89 | 1.96 | 2.95 | 0.000749 | 1.06 | 19.07 | 13.89 | 0.29 |
| Tripesce_monte | 4.9 | Max WS | TR200 3H | 20.36 | 0.42 | 2.59 | 1.82 | 2.69 | 0.001491 | 1.42 | 14.32 | 10.77 | 0.39 |
| Tripesce_monte | 4.9 | Max WS | TR303H | 18.65 | 0.42 | 2.55 | 1.76 | 2.64 | 0.001367 | 1.34 | 13.87 | 10.63 | 0.38 |
| Tripesce_valle | 4.1 | Max WS | TR200 3H | 24.39 | 0.42 | 2.59 | 1.94 | 2.74 | 0.002136 | 1.70 | 14.32 | 10.76 | 0.47 |
| Tripesce_valle | 4.1 | Max WS | TR303H | 23.33 | 0.42 | 2.55 | 1.91 | 2.69 | 0.002134 | 1.68 | 13.87 | 10.62 | 0.47 |
| Tripesce_valle | 4.09 | | | Lat Struct | | | | | | | | | |
| Tripesce_valle | 4.08 | | | Lat Struct | | | | | | | | | |
| Tripesce_valle | 4 | Max WS | TR200 3H | 24.39 | 0.40 | 2.44 | 1.90 | 2.62 | 0.002821 | 1.90 | 12.86 | 10.00 | 0.53 |
| Tripesce_valle | 4 | Max WS | TR303H | 23.33 | 0.40 | 2.40 | 1.87 | 2.58 | 0.002826 | 1.87 | 12.45 | 9.86 | 0.53 |
| Tripesce_valle | 3.3 | Max WS | TR200 3H | 24.39 | -0.45 | 1.74 | 1.05 | 1.91 | 0.002200 | 1.83 | 13.35 | 8.78 | 0.47 |
| Tripesce_valle | 3.3 | Max WS | TR303H | 23.32 | -0.45 | 1.71 | 1.02 | 1.87 | 0.002155 | 1.79 | 13.03 | 8.71 | 0.47 |
| Tripesce_valle | 3.21 | Max WS | TR200 3H | 24.39 | -0.45 | 1.73 | 1.05 | 1.90 | 0.002254 | 1.84 | 13.24 | 8.76 | 0.48 |
| Tripesce_valle | 3.21 | Max WS | TR303H | 23.32 | -0.45 | 1.69 | 1.02 | 1.86 | 0.002207 | 1.81 | 12.92 | 8.69 | 0.47 |
| Tripesce_valle | 3.2 | | | Bridge | | | | | | | | | |
| Tripesce_valle | 3.19 | Max WS | TR200 3H | 24.39 | -0.45 | 1.67 | 1.05 | 1.86 | 0.002520 | 1.92 | 12.72 | 8.65 | 0.50 |
| Tripesce_valle | 3.19 | Max WS | TR303H | 23.32 | -0.45 | 1.64 | 1.02 | 1.82 | 0.002455 | 1.87 | 12.44 | 8.59 | 0.50 |
| Tripesce_valle | 3 | Max WS | TR200 3H | 24.39 | -0.44 | 1.62 | 1.05 | 1.82 | 0.002810 | 1.99 | 12.24 | 8.56 | 0.53 |
| Tripesce_valle | 3 | Max WS | TR303H | 23.32 | -0.44 | 1.59 | 1.02 | 1.78 | 0.002734 | 1.95 | 11.97 | 8.50 | 0.52 |
| Tripesce_valle | 2.99 | | | Lat Struct | | | | | | | | | |
| Tripesce_valle | 2.98 | | | Lat Struct | | | | | | | | | |
| Tripesce_valle | 2 | Max WS | TR200 3H | 2.00 | -0.44 | 0.75 | -0.21 | 0.75 | 0.000058 | 0.21 | 9.50 | 11.00 | 0.07 |
| Tripesce_valle | 2 | Max WS | TR303H | 2.00 | -0.44 | 0.75 | -0.21 | 0.75 | 0.000058 | 0.21 | 9.50 | 11.00 | 0.07 |

| Reach | River Sta | Profile | Plan | Q US (m3/s) | Q Leaving Total (m3/s) | Q DS (m3/s) | Q Weir (m3/s) | Q Gates (m3/s) | Wr Top Width (m) | Weir Max Depth (m) | Weir Avg Depth (m) | Min El Weir Flow (m) | E.G. US. (m) | W.S. US. (m) | E.G. DS (m) | W.S. DS (m) |
|----------------|-----------|---------|----------|----------------|---------------------------|----------------|------------------|-------------------|---------------------|-----------------------|-----------------------|-------------------------|-----------------|-----------------|----------------|----------------|
| Tripesce_monte | 45.99 | Max WS | TR200 3H | 69.59 | 7.05 | 44.38 | 7.05 | | 47.56 | 0.45 | 0.17 | 24.30 | 26.10 | 25.41 | 24.84 | 24.45 |
| Tripesce_monte | 45.99 | Max WS | TR303H | 42.82 | 0.63 | 36.98 | 0.63 | | 12.44 | 0.18 | 0.09 | 24.30 | 25.51 | 25.14 | 24.43 | 24.09 |
| Tripesce_monte | 45.98 | Max WS | TR200 3H | 69.59 | 18.15 | 44.38 | 18.15 | | 44.76 | 0.68 | 0.36 | 24.73 | 26.10 | 25.41 | 24.84 | 24.45 |
| Tripesce_monte | 45.98 | Max WS | TR303H | 42.82 | 5.20 | 36.98 | 5.20 | | 26.89 | 0.41 | 0.22 | 24.73 | 25.51 | 25.14 | 24.43 | 24.09 |
| Tripesce_monte | 42.99 | Max WS | TR200 3H | 44.38 | 2.33 | 26.99 | 2.33 | | 38.10 | 0.21 | 0.10 | 20.60 | 24.39 | 23.81 | 20.71 | 20.19 |
| Tripesce_monte | 42.99 | Max WS | TR303H | 36.98 | 2.21 | 26.88 | 2.21 | | 37.08 | 0.20 | 0.10 | 20.60 | 24.15 | 23.73 | 20.71 | 20.18 |
| Tripesce_monte | 42.98 | Max WS | TR200 3H | 44.38 | 12.82 | 31.56 | 12.82 | | 105.35 | 0.23 | 0.16 | 22.12 | 24.39 | 23.81 | 22.05 | 21.80 |
| Tripesce_monte | 42.98 | Max WS | TR303H | 36.98 | 5.95 | 31.02 | 5.95 | | 85.01 | 0.17 | 0.11 | 22.12 | 24.15 | 23.73 | 22.01 | 21.76 |
| Tripesce_monte | 38.98 | Max WS | TR200 3H | 31.56 | 2.23 | 26.99 | 2.23 | | 110.67 | 0.17 | 0.04 | 20.64 | 22.05 | 21.80 | 20.71 | 20.19 |
| Tripesce_monte | 38.98 | Max WS | TR303H | 31.02 | 1.94 | 26.88 | 1.94 | | 71.72 | 0.16 | 0.05 | 20.64 | 22.01 | 21.76 | 20.71 | 20.19 |
| Tripesce_monte | 35.99 | Max WS | TR200 3H | 26.99 | 0.00 | 26.99 | 0.00 | | | | | 16.15 | 20.71 | 20.19 | 15.96 | 15.57 |
| Tripesce_monte | 35.99 | Max WS | TR303H | 26.88 | 0.00 | 26.88 | 0.00 | | | | | 16.15 | 20.71 | 20.18 | 15.96 | 15.57 |
| Tripesce_monte | 35.98 | Max WS | TR200 3H | 26.99 | 0.00 | 26.99 | 0.00 | | | | | 17.08 | 20.71 | 20.19 | 15.96 | 15.57 |
| Tripesce_monte | 35.98 | Max WS | TR303H | 26.88 | 0.00 | 26.88 | 0.00 | | | | | 17.08 | 20.71 | 20.18 | 15.96 | 15.57 |
| Tripesce_monte | 31.99 | Max WS | TR200 3H | 26.99 | 1.74 | 25.25 | 1.74 | | 98.11 | 0.09 | 0.04 | 12.55 | 15.96 | 15.57 | 12.63 | 12.56 |
| Tripesce_monte | 31.99 | Max WS | TR303H | 26.88 | 1.66 | 25.22 | 1.66 | | 98.05 | 0.09 | 0.04 | 12.55 | 15.95 | 15.56 | 12.63 | 12.56 |
| Tripesce_monte | 31.98 | Max WS | TR200 3H | 26.99 | 0.00 | 25.25 | 0.00 | | | | | 13.07 | 15.96 | 15.57 | 12.63 | 12.56 |
| Tripesce_monte | 31.98 | Max WS | TR303H | 26.88 | 0.00 | 25.22 | 0.00 | | | | | 13.07 | 15.95 | 15.56 | 12.63 | 12.56 |
| Tripesce_monte | 25.99 | Max WS | TR200 3H | 25.25 | 0.00 | 25.25 | 0.00 | | | | | 12.55 | 12.63 | 12.56 | 11.64 | 11.10 |
| Tripesce_monte | 25.99 | Max WS | TR303H | 25.22 | 0.00 | 25.22 | 0.00 | | | | | 12.55 | 12.63 | 12.56 | 11.64 | 11.09 |
| Tripesce_monte | 25.98 | Max WS | TR200 3H | 25.25 | 0.00 | 25.25 | 0.00 | | | | | 12.49 | 12.63 | 12.56 | 11.64 | 11.10 |
| Tripesce_monte | 25.98 | Max WS | TR303H | 25.22 | 0.00 | 25.22 | 0.00 | | | | | 12.49 | 12.63 | 12.56 | 11.64 | 11.10 |
| Tripesce_monte | 14.99 | Max WS | TR200 3H | 25.25 | 5.34 | 14.16 | 5.34 | | 28.48 | 0.32 | 0.22 | 10.11 | 11.64 | 11.09 | 10.48 | 10.43 |
| Tripesce_monte | 14.99 | Max WS | TR303H | 25.22 | 5.28 | 14.28 | 5.28 | | 28.41 | 0.32 | 0.21 | 10.11 | 11.64 | 11.09 | 10.47 | 10.43 |
| Tripesce_monte | 14.98 | Max WS | TR200 3H | 25.25 | 5.72 | 14.16 | 5.72 | | 33.32 | 0.32 | 0.20 | 10.11 | 11.64 | 11.09 | 10.48 | 10.43 |
| Tripesce_monte | 14.98 | Max WS | TR303H | 25.22 | 5.66 | 14.28 | 5.66 | | 33.22 | 0.32 | 0.20 | 10.11 | 11.64 | 11.09 | 10.47 | 10.43 |
| Tripesce_monte | 10.909 | Max WS | TR200 3H | 14.15 | 1.30 | 11.56 | 1.30 | | 33.83 | 0.12 | 0.07 | 10.11 | 10.25 | 10.20 | 10.21 | 10.05 |
| Tripesce_monte | 10.909 | Max WS | TR303H | 14.28 | 1.14 | 11.59 | 1.14 | | 32.07 | 0.11 | 0.07 | 10.11 | 10.25 | 10.19 | 10.20 | 10.04 |
| Tripesce_monte | 10.908 | Max WS | TR200 3H | 14.15 | 1.30 | 11.56 | 1.30 | | 33.83 | 0.12 | 0.07 | 10.11 | 10.25 | 10.20 | 10.21 | 10.05 |
| Tripesce_monte | 10.908 | Max WS | TR303H | 14.28 | 1.14 | 11.59 | 1.14 | | 32.07 | 0.11 | 0.07 | 10.11 | 10.25 | 10.19 | 10.20 | 10.04 |
| Tripesce_monte | 9.99 | Max WS | TR200 3H | 11.74 | 0.00 | 16.59 | 0.00 | | | | | 7.88 | 9.56 | 9.35 | 6.89 | 6.77 |
| Tripesce_monte | 9.99 | Max WS | TR303H | 11.80 | 0.00 | 14.99 | 0.00 | | | | | 7.88 | 9.55 | 9.33 | 6.79 | 6.68 |
| Tripesce_monte | 9.98 | Max WS | TR200 3H | 11.74 | 0.00 | 16.59 | 0.00 | | | | | 7.88 | 9.56 | 9.35 | 6.89 | 6.77 |
| Tripesce_monte | 9.98 | Max WS | TR303H | 11.80 | 0.00 | 14.99 | 0.00 | | | | | 7.88 | 9.55 | 9.33 | 6.79 | 6.68 |
| Tripesce_monte | 7.99 | Max WS | TR200 3H | 16.75 | 0.00 | 22.23 | 0.00 | | | | | 5.37 | 6.79 | 6.64 | 4.86 | 4.71 |
| Tripesce_monte | 7.99 | Max WS | TR303H | 15.11 | 0.00 | 18.61 | 0.00 | | | | | 5.37 | 6.70 | 6.56 | 4.69 | 4.56 |
| Tripesce_monte | 7.98 | Max WS | TR200 3H | 16.75 | 0.00 | 22.23 | 0.00 | | | | | 5.37 | 6.79 | 6.64 | 4.86 | 4.71 |
| Tripesce_monte | 7.98 | Max WS | TR303H | 15.11 | 0.00 | 18.61 | 0.00 | | | | | 5.37 | 6.70 | 6.56 | 4.69 | 4.56 |
| Tripesce_monte | 5.99 | Max WS | TR200 3H | 22.36 | 5.14 | 20.36 | 5.14 | | 112.02 | 0.16 | 0.08 | 2.78 | 4.63 | 4.37 | 2.69 | 2.59 |
| Tripesce_monte | 5.99 | Max WS | TR303H | 18.69 | 2.04 | 18.65 | 2.04 | | 76.23 | 0.11 | 0.06 | 2.78 | 4.48 | 4.25 | 2.64 | 2.55 |
| Tripesce_monte | 5.98 | Max WS | TR200 3H | 22.36 | 0.00 | 20.36 | 0.00 | | | | | 3.19 | 4.63 | 4.37 | 2.69 | 2.59 |
| Tripesce_monte | 5.98 | Max WS | TR303H | 18.69 | 0.00 | 18.65 | 0.00 | | | | | 3.19 | 4.48 | 4.25 | 2.64 | 2.55 |
| Tripesce_valle | 4.09 | Max WS | TR200 3H | 24.39 | 0.00 | 24.39 | 0.00 | | | | | 2.08 | 2.74 | 2.59 | 1.91 | 1.74 |
| Tripesce_valle | 4.09 | Max WS | TR303H | 23.33 | 0.00 | 23.32 | 0.00 | | | | | 2.08 | 2.69 | 2.55 | 1.87 | 1.71 |
| Tripesce_valle | 4.08 | Max WS | TR200 3H | 24.39 | 0.00 | 24.39 | 0.00 | | | | | 2.08 | 2.74 | 2.59 | 1.91 | 1.74 |
| Tripesce_valle | 4.08 | Max WS | TR303H | 23.33 | 0.00 | 23.32 | 0.00 | | | | | 2.08 | 2.69 | 2.55 | 1.87 | 1.71 |
| Tripesce_valle | 2.99 | Max WS | TR200 3H | 24.39 | 0.00 | 2.00 | 0.00 | | | | | 1.22 | 1.82 | 1.62 | 0.75 | 0.75 |
| Tripesce_valle | 2.99 | Max WS | TR303H | 23.32 | 0.00 | 2.00 | 0.00 | | | | | 1.22 | 1.78 | 1.59 | 0.75 | 0.75 |
| Tripesce_valle | 2.98 | Max WS | TR200 3H | 24.39 | 0.00 | 2.00 | 0.00 | | | | | 1.56 | 1.82 | 1.62 | 0.75 | 0.75 |
| Tripesce_valle | 2.98 | Max WS | TR303H | 23.32 | 0.00 | 2.00 | 0.00 | | | | | 1.56 | 1.78 | 1.59 | 0.75 | 0.75 |

Fosso Dei Fichi

Stato Attuale



Tripesce monte

3.4400*
3.7200*
4.9333*
4.9667*
5.1000*
5.4000*
5.7000*
6.3
6.5625*
6.7813*
7.1000*
7.4000*
7.7000*
8.3438*
8.5625*
8.7813*
9.2941*
9.6471*
10.3
10.794*

1.66666*
1.33333*
2.28571*
2.57142*
2.85714*
4.07692*
4.23076*
4.38461*
4.53846*

6.25*
6.625*
7.5*
8.25*
8.625*
10.25*
12.4*
13

25.100*
25.300*
25.500*
25.900*
26.333*
27.400*
27.800*
28.167*
28.500*
29.5*
29.8*
30.1*
32

12.296*
12.593*
12.889*
13.313*
13.813*
14.667*
15.167*
15.667*
16.200*
16.800*
19.333*
24.250*
25.100*
25.300*
25.500*
25.900*
26.333*
27.400*
27.800*
28.167*
28.500*
29.5*
29.8*
30.1*
32

1 cm Horiz. = 65 m 1 cm Vert. = 2 m

Elevation (m)

-10 -5 0 5 10 15 20

0 0.98000* 1.16666* 1.33333* 1.5* 1.66666* 1.83333* 2 2.14285* 2.28571* 2.42857* 2.57142* 2.71428* 2.85714* 3 4.07692* 4.15384* 4.23076* 4.30769* 4.38461* 4.46153* 4.53846* 4.61538* 4.69230* 4.76923* 4.84615* 4.92307* 5 5.5 6.125* 6.25* 6.375* 6.5* 6.625* 6.75* 6.875* 7 7.16666* 7.33333* 7.5* 7.66666* 7.83333* 8 8.125* 8.25* 8.375* 8.5* 8.625* 8.75* 8.875* 9 9.5 10.25* 10.5* 10.75* 11 12.2* 12.4* 12.6* 12.8* 12.99

Main Channel Distance (m)

200

400

600

800

1000

1200

1400


Fosso dei Fichi Fichi

1) TR200 3H 2) TR303H

N.B. in grigio sono indicati gli sfioratori laterali in destra idrografica

Legend

- WS Max WS - TR200 3H
- WS Max WS - TR303H
- Ground



1 cm Horiz. = 65 m 1 cm Vert. = 2 m

Elevation (m)

-10 -5 0 5 10 15 20

0 0.98000* 1.16666* 1.33333* 1.5* 1.66666* 1.83333* 2 2.14285* 2.28571* 2.42857* 2.57142* 2.71428* 2.85714* 3 4.07692* 4.15384* 4.23076* 4.30769* 4.38461* 4.46153* 4.53846* 4.61538* 4.69230* 4.76923* 4.84615* 4.92307* 5 5.5 6.125* 6.25* 6.375* 6.5* 6.625* 6.75* 6.875* 7 7.16666* 7.33333* 7.5* 7.66666* 7.83333* 8 8.125* 8.25* 8.375* 8.5* 8.625* 8.75* 8.875* 9 9.5 10.25* 10.5* 10.75* 11 12.2* 12.4* 12.6* 12.8* 12.99 1400

Main Channel Distance (m)

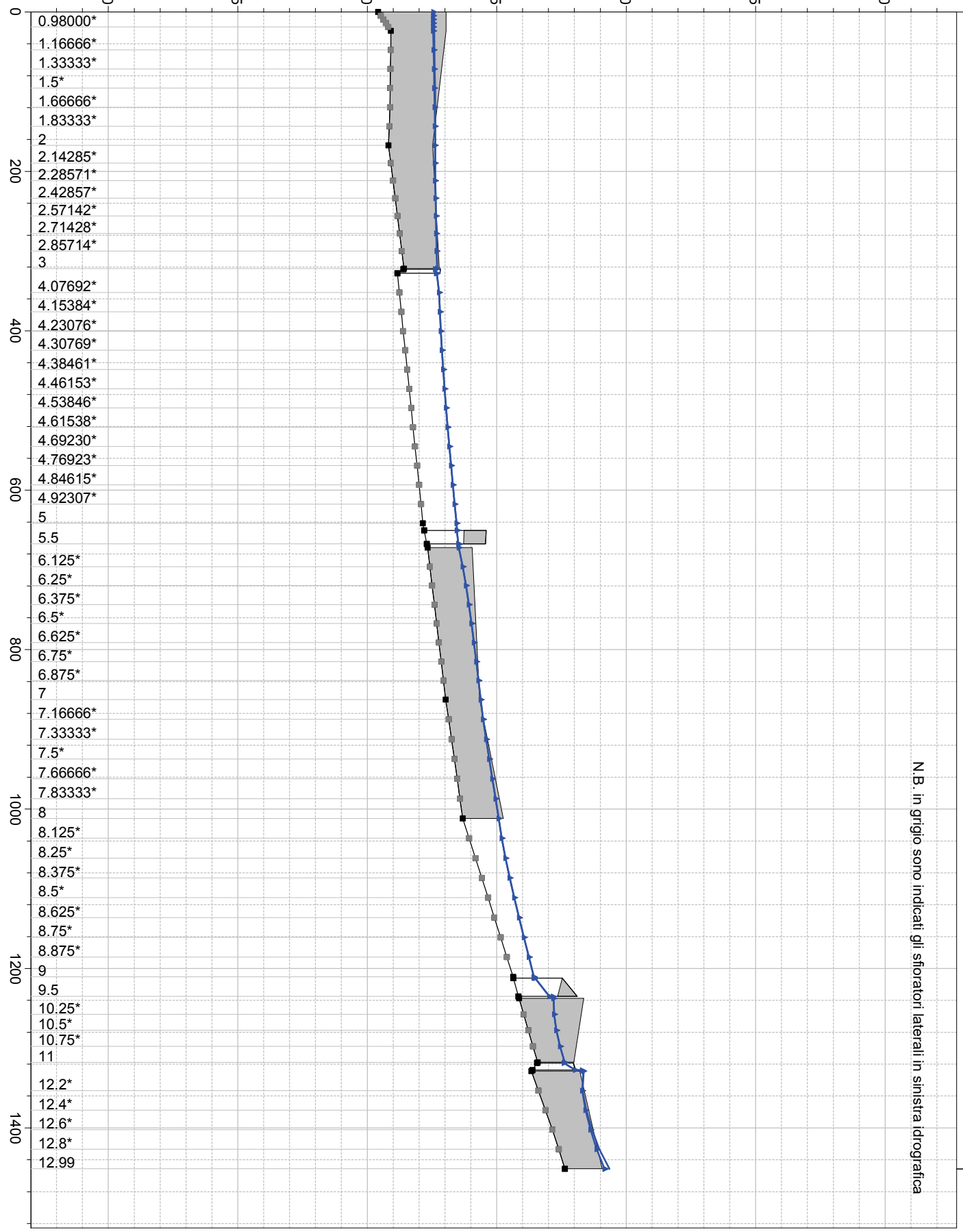
Fosso dei Fichi Fichi

1) TR200 3H 2) TR303H

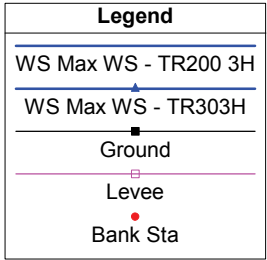
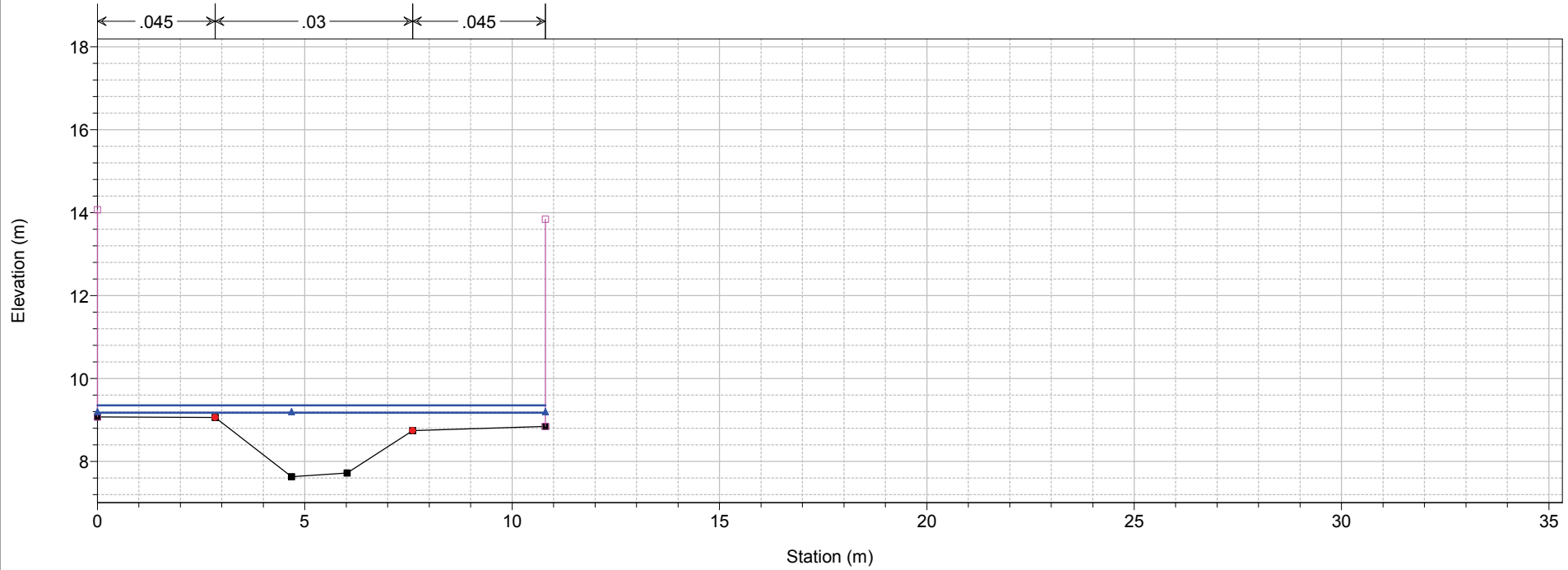
N.B. in grigio sono indicati gli sfioratori laterali in sinistra idrografica

Legend

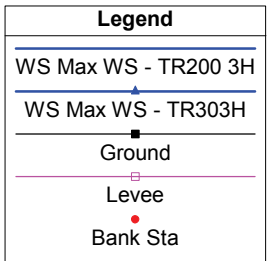
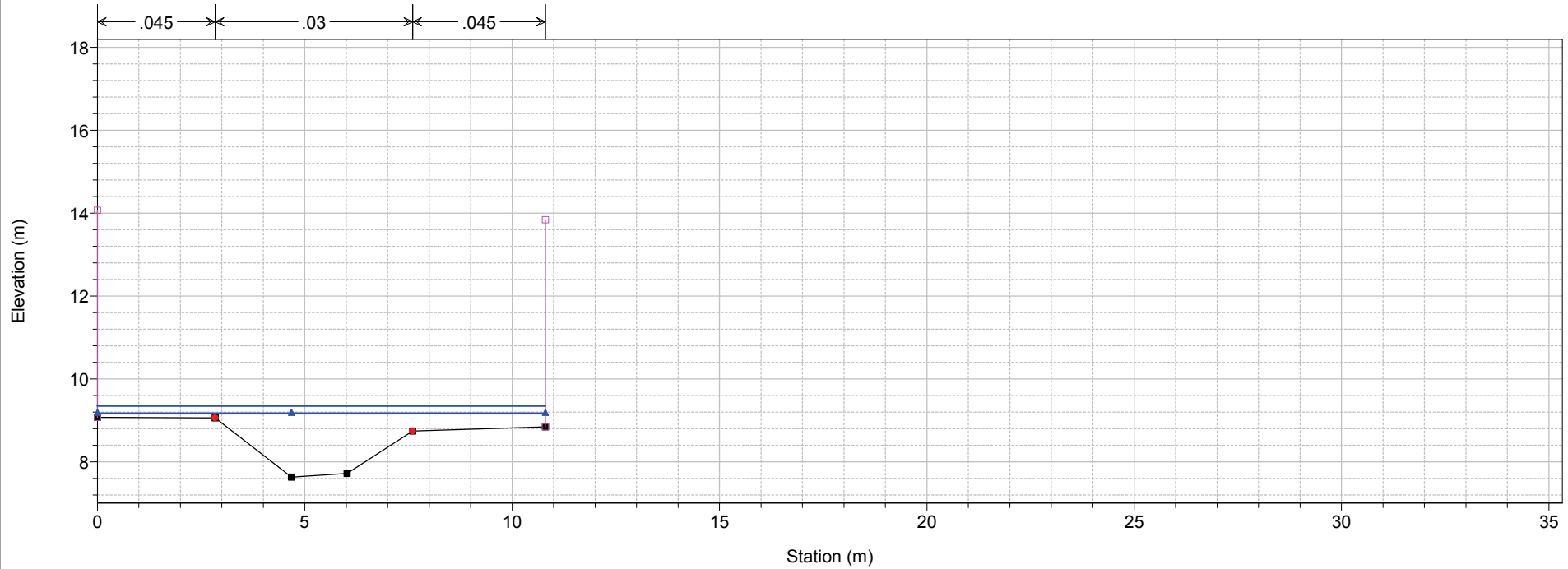
- WS Max WS - TR200 3H
- WS Max WS - TR303H
- Ground



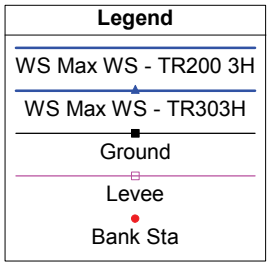
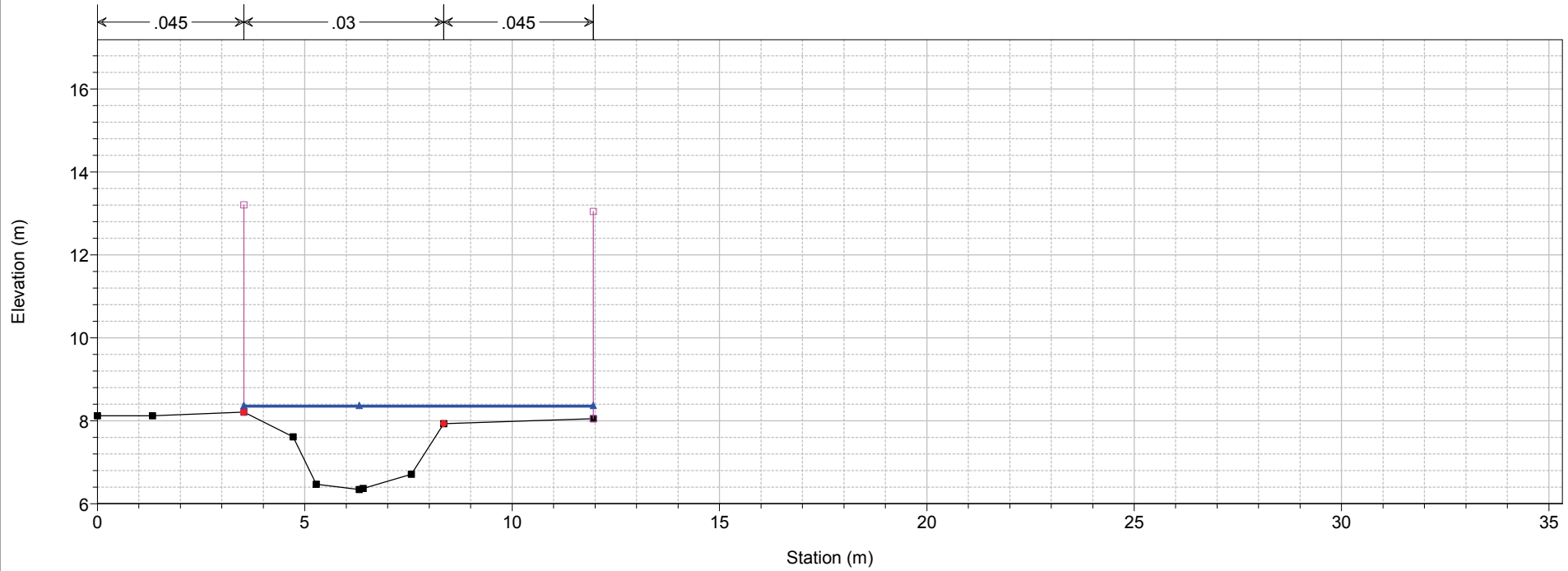
1) TR200 3H 2) TR303H
River = Fosso dei Fichi Reach = Fichi RS = 13 Sez.1



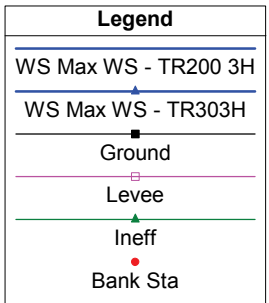
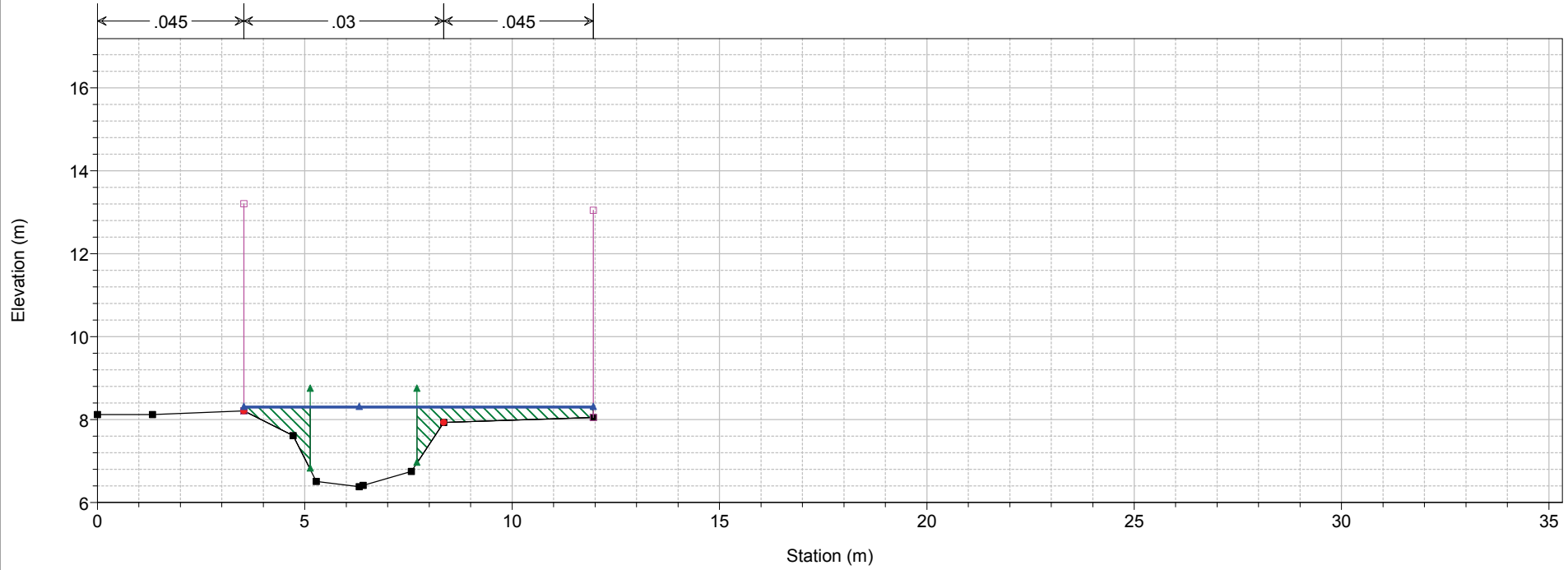
1) TR200 3H 2) TR303H
River = Fosso dei Fichi Reach = Fichi RS = 12.99 Sez.1



1) TR200 3H 2) TR303H
 River = Fosso dei Fichi Reach = Fichi RS = 12 Sez. 2

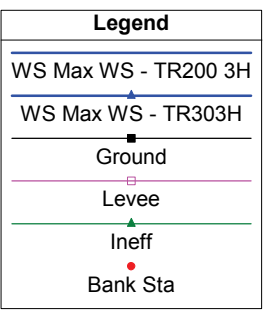
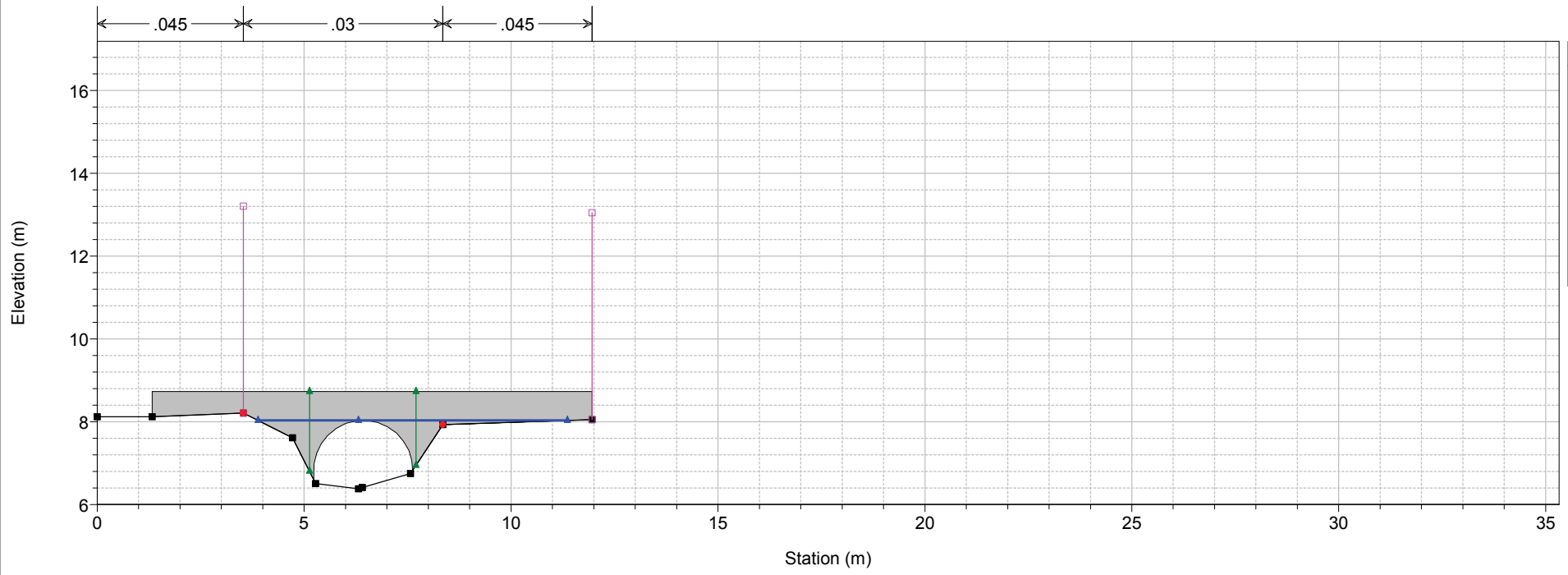


1) TR200 3H 2) TR303H
 River = Fosso dei Fichi Reach = Fichi RS = 11.9

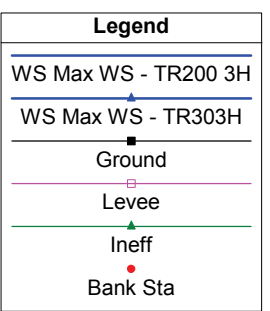
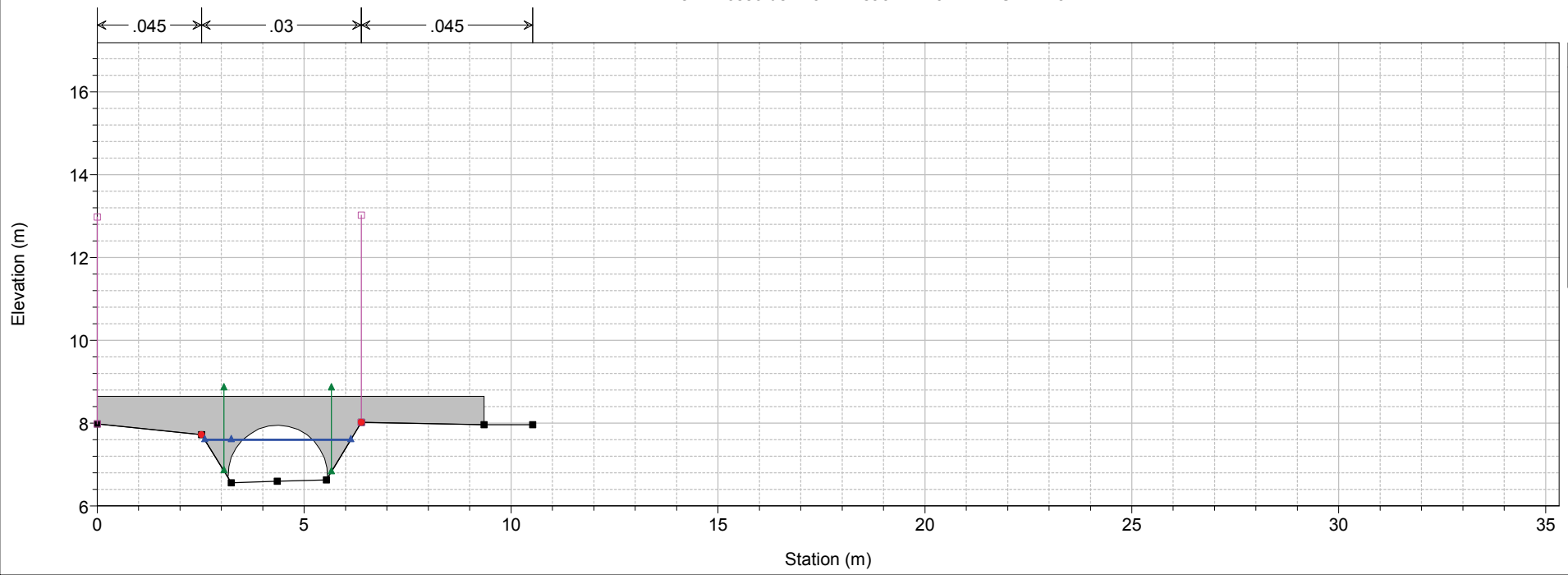


1 cm Horiz. = 1.5 m 1 cm Vert. = 1.5 m

1) TR200 3H 2) TR303H
 River = Fosso dei Fichi Reach = Fichi RS = 11.5 BR

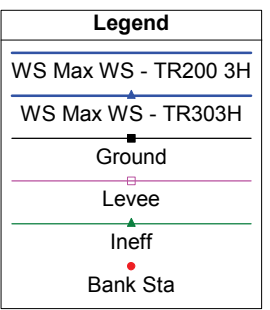
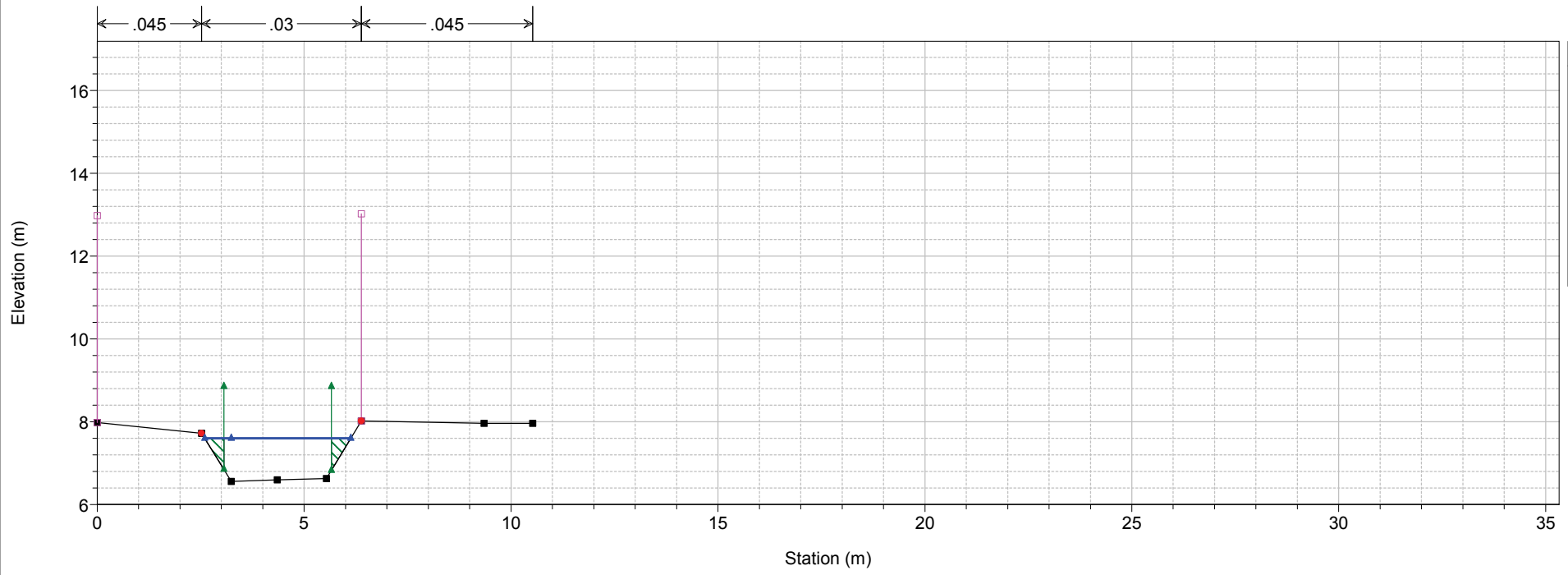


1) TR200 3H 2) TR303H
 River = Fosso dei Fichi Reach = Fichi RS = 11.5 BR

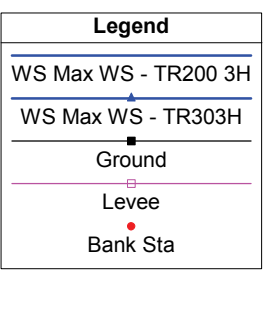
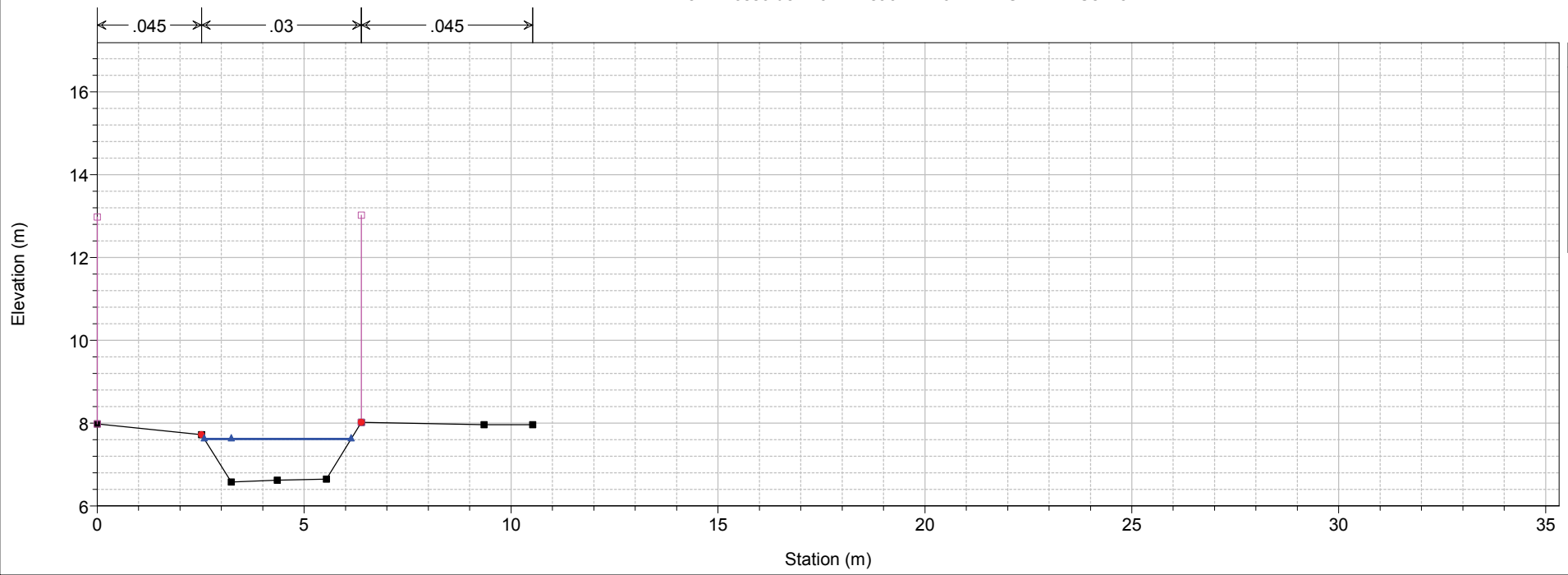


1 cm Horiz. = 1.5 m 1 cm Vert. = 1.5 m

1) TR200 3H 2) TR303H
 River = Fosso dei Fichi Reach = Fichi RS = 11.1

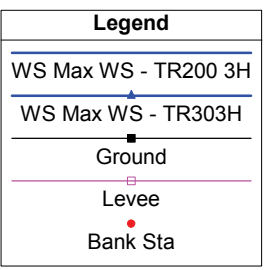
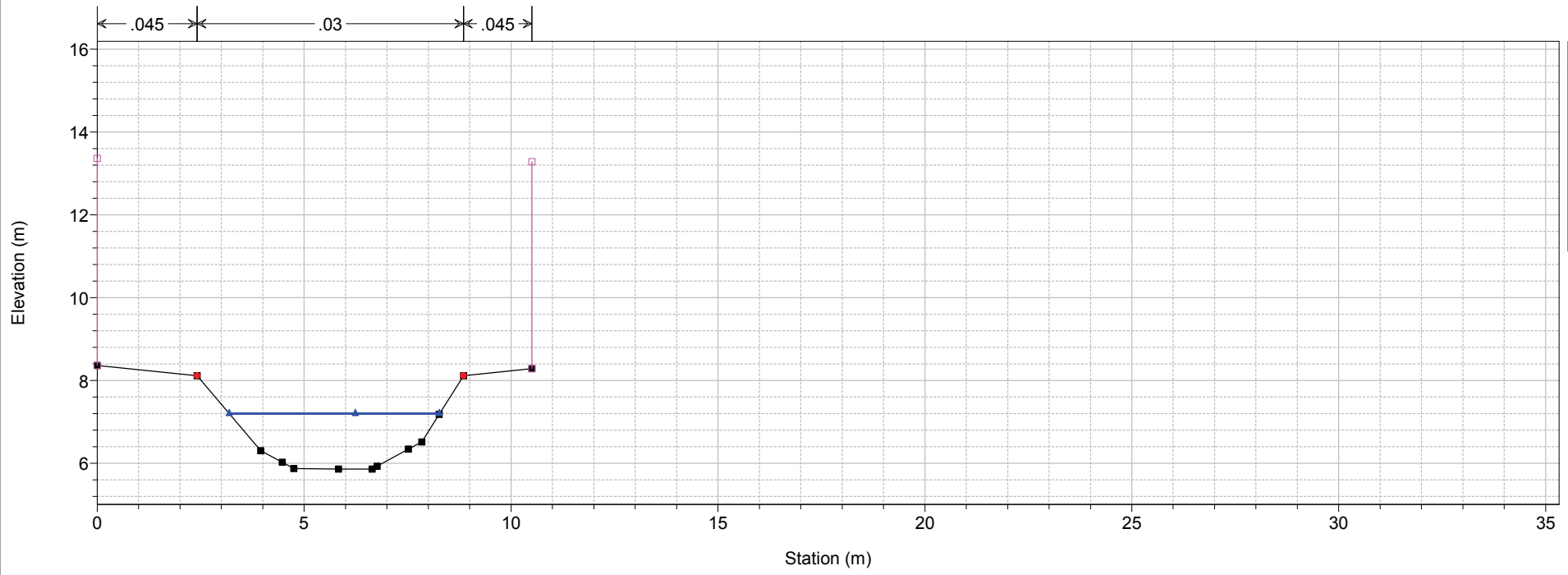


1) TR200 3H 2) TR303H
 River = Fosso dei Fichi Reach = Fichi RS = 11 Sez. 3

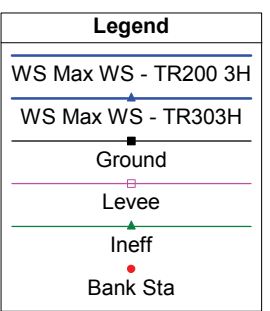
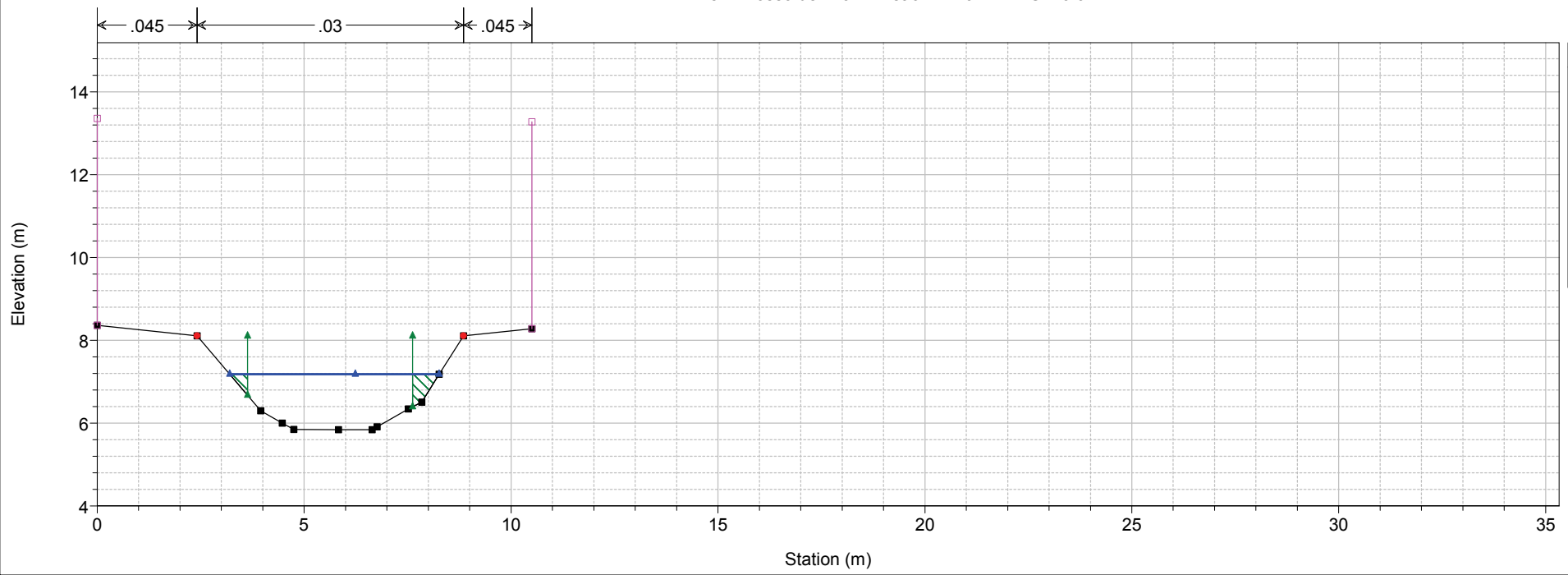


1 cm Horiz. = 1.5 m 1 cm Vert. = 1.5 m

1) TR200 3H 2) TR303H
 River = Fosso dei Fichi Reach = Fichi RS = 10 Sez. 4

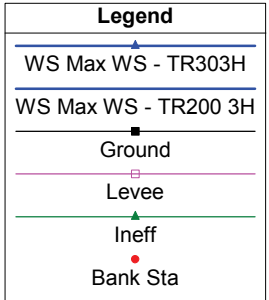
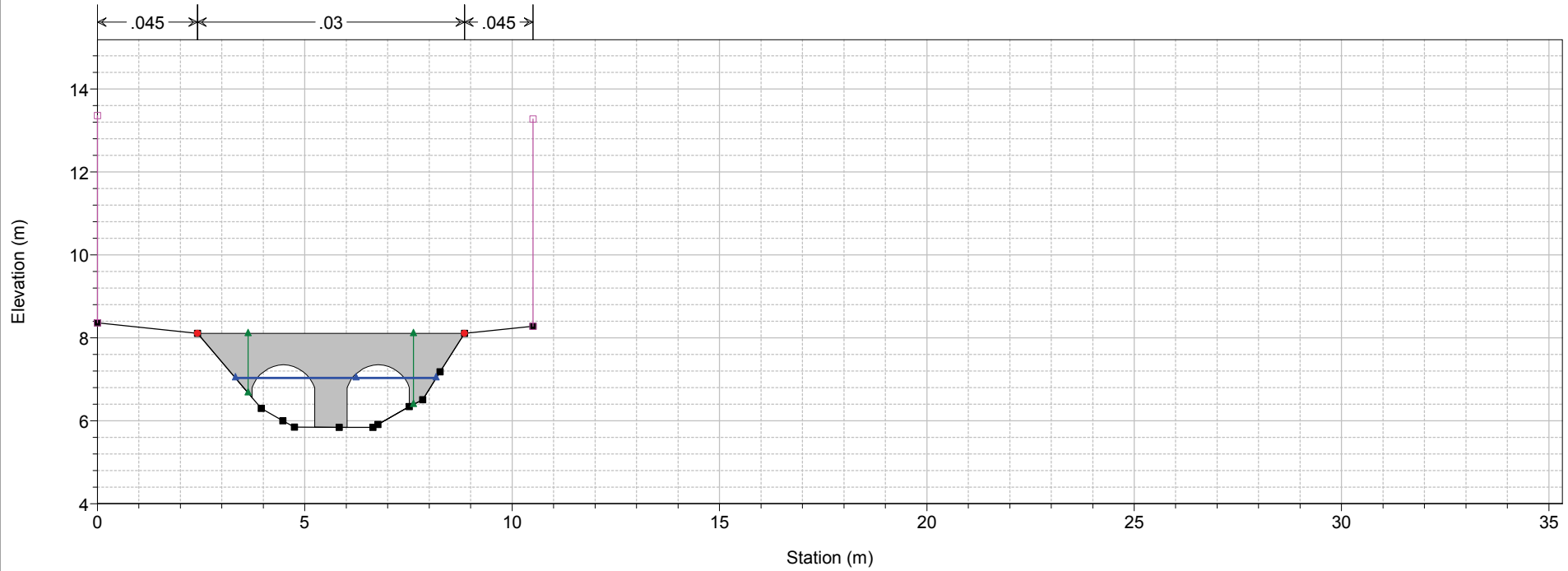


1) TR200 3H 2) TR303H
 River = Fosso dei Fichi Reach = Fichi RS = 9.9

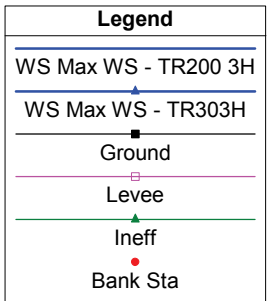
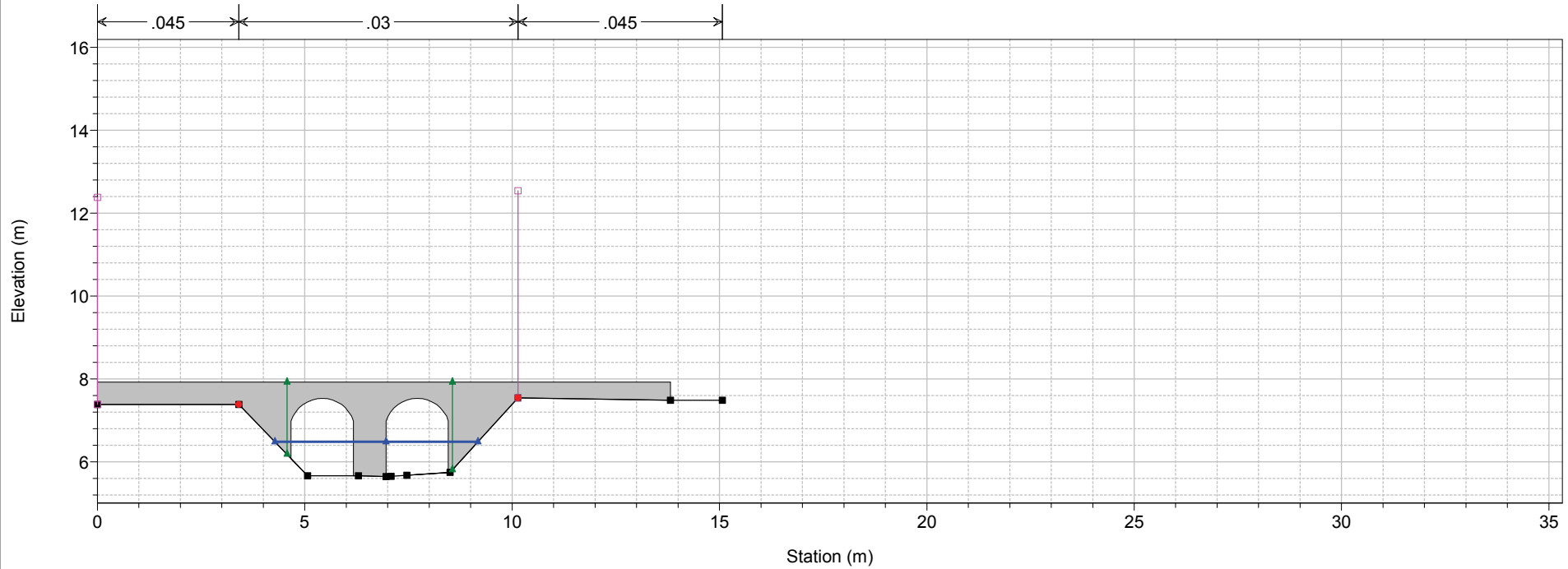


1 cm Horiz. = 1.5 m 1 cm Vert. = 1.5 m

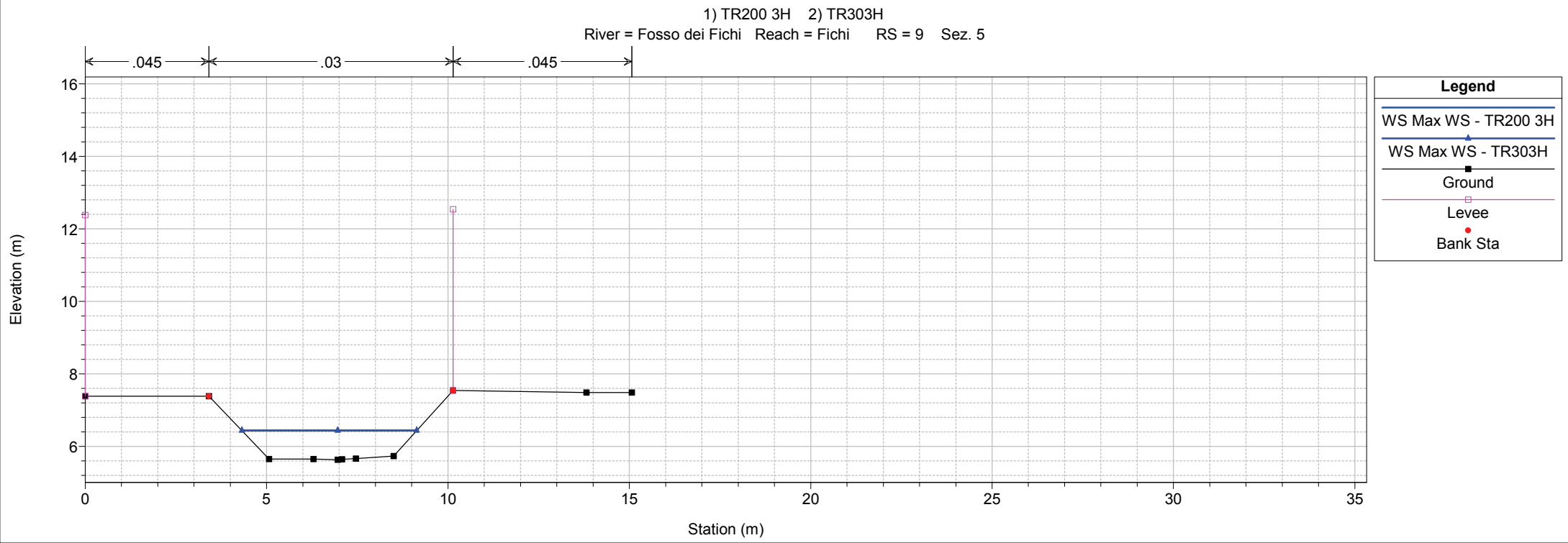
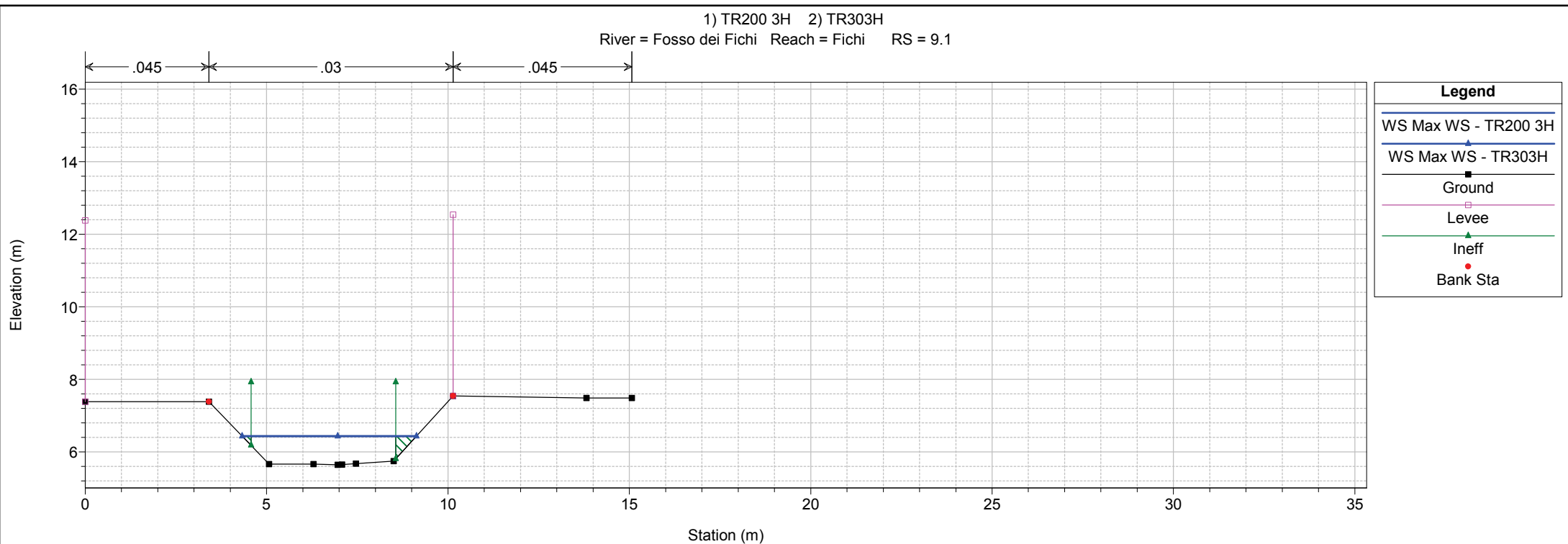
1) TR200 3H 2) TR303H
 River = Fosso dei Fichi Reach = Fichi RS = 9.5 BR



1) TR200 3H 2) TR303H
 River = Fosso dei Fichi Reach = Fichi RS = 9.5 BR

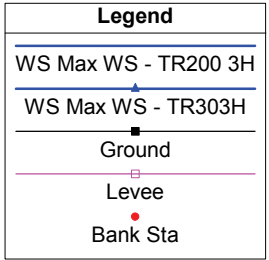
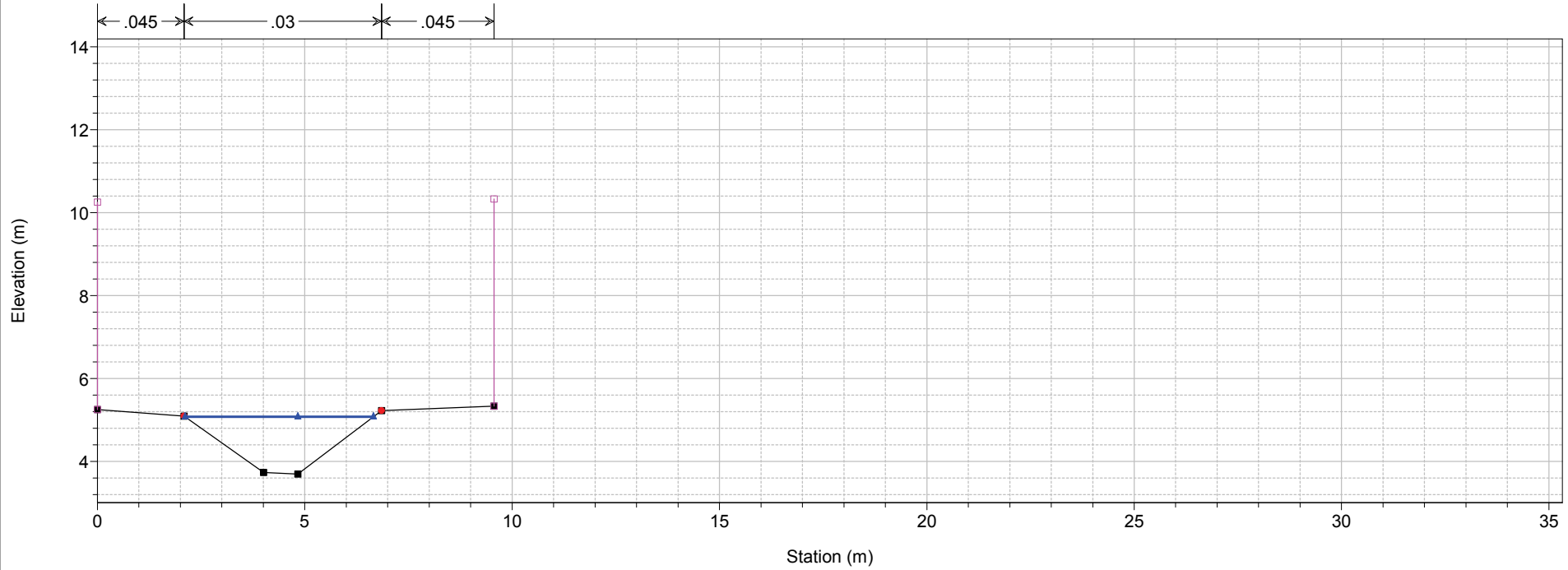


1 cm Horiz. = 1.5 m 1 cm Vert. = 1.5 m

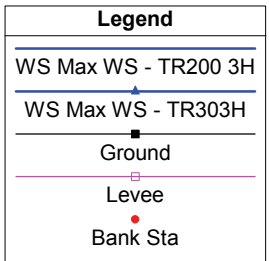
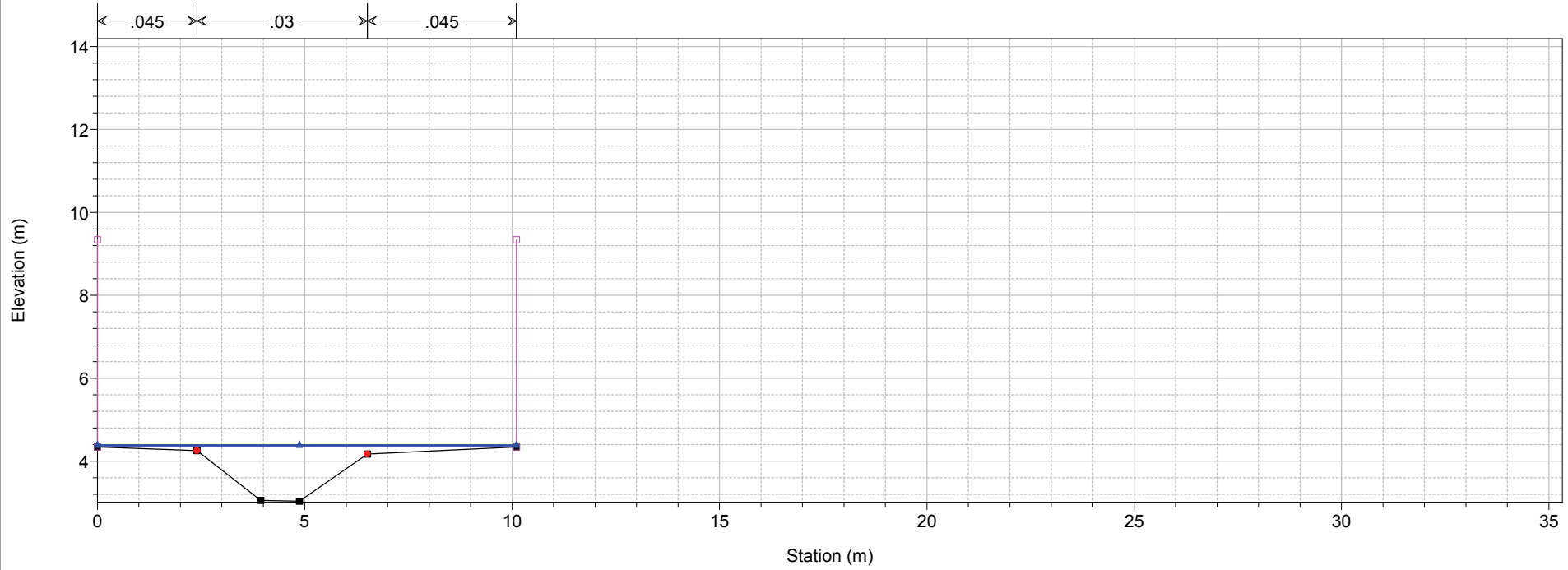


1 cm Horiz. = 1.5 m 1 cm Vert. = 1.5 m

1) TR200 3H 2) TR303H
River = Fosso dei Fichi Reach = Fichi RS = 8 Sez. 6

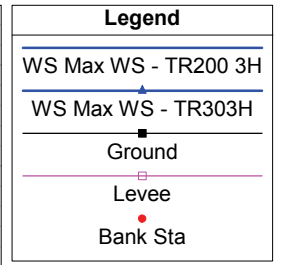
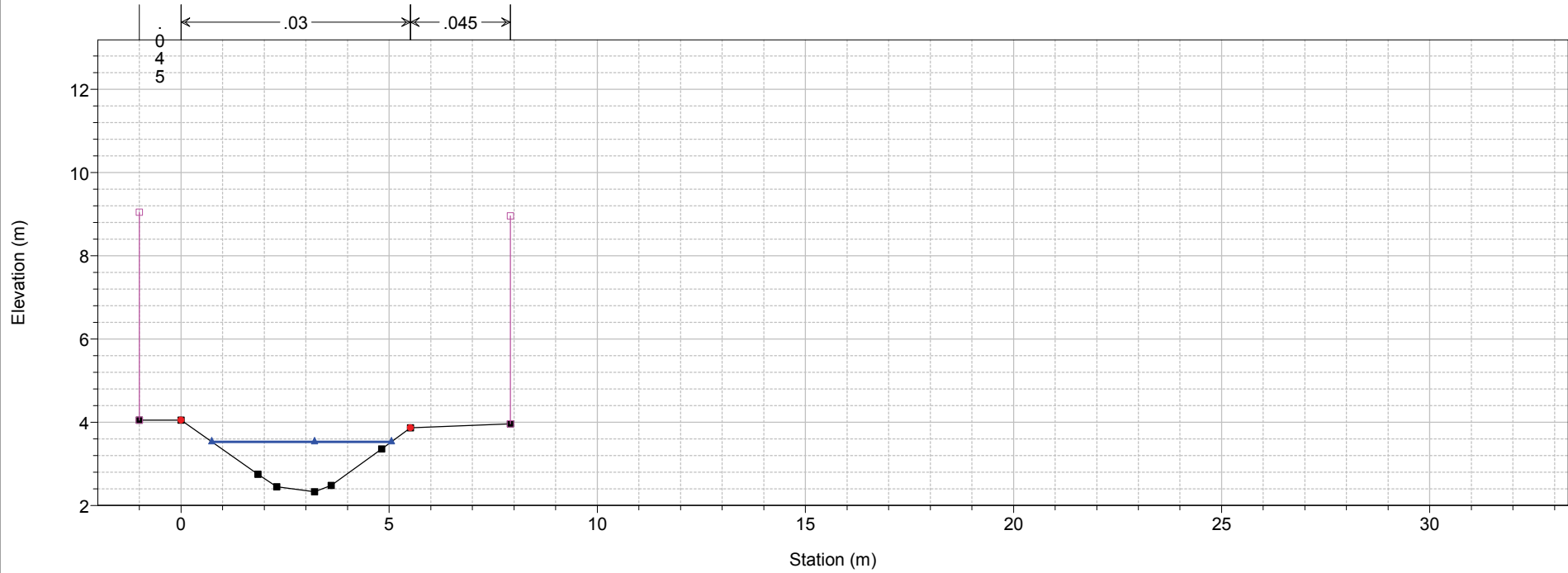


1) TR200 3H 2) TR303H
River = Fosso dei Fichi Reach = Fichi RS = 7 Sez. 7

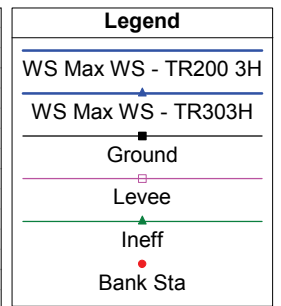
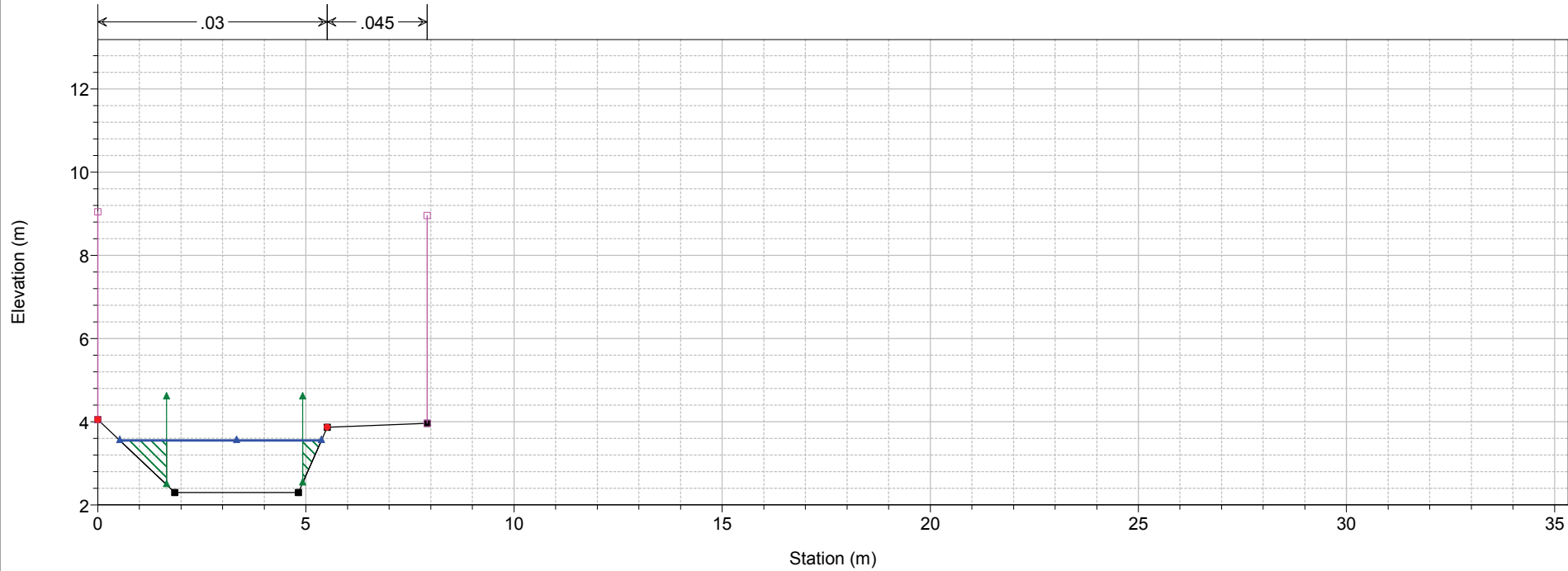


1 cm Horiz. = 1.5 m 1 cm Vert. = 1.5 m

1) TR200 3H 2) TR303H
 River = Fosso dei Fichi Reach = Fichi RS = 6 Sez. 8

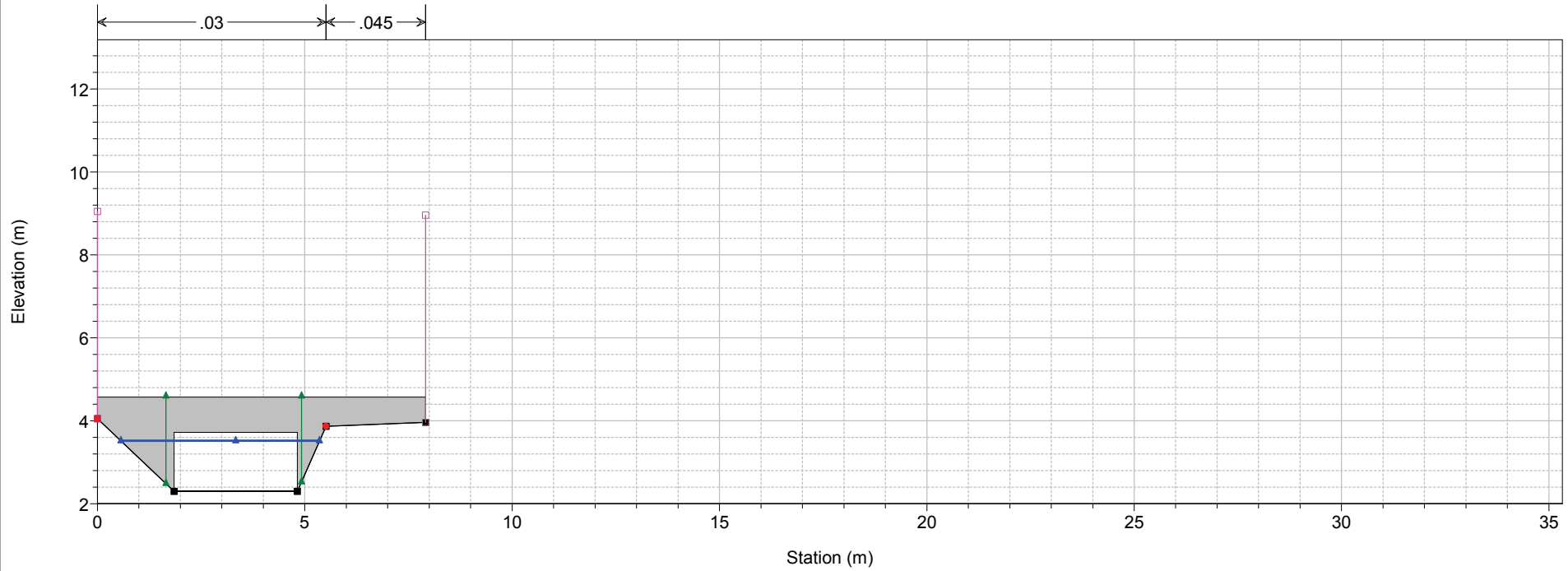


1) TR200 3H 2) TR303H
 River = Fosso dei Fichi Reach = Fichi RS = 5.9

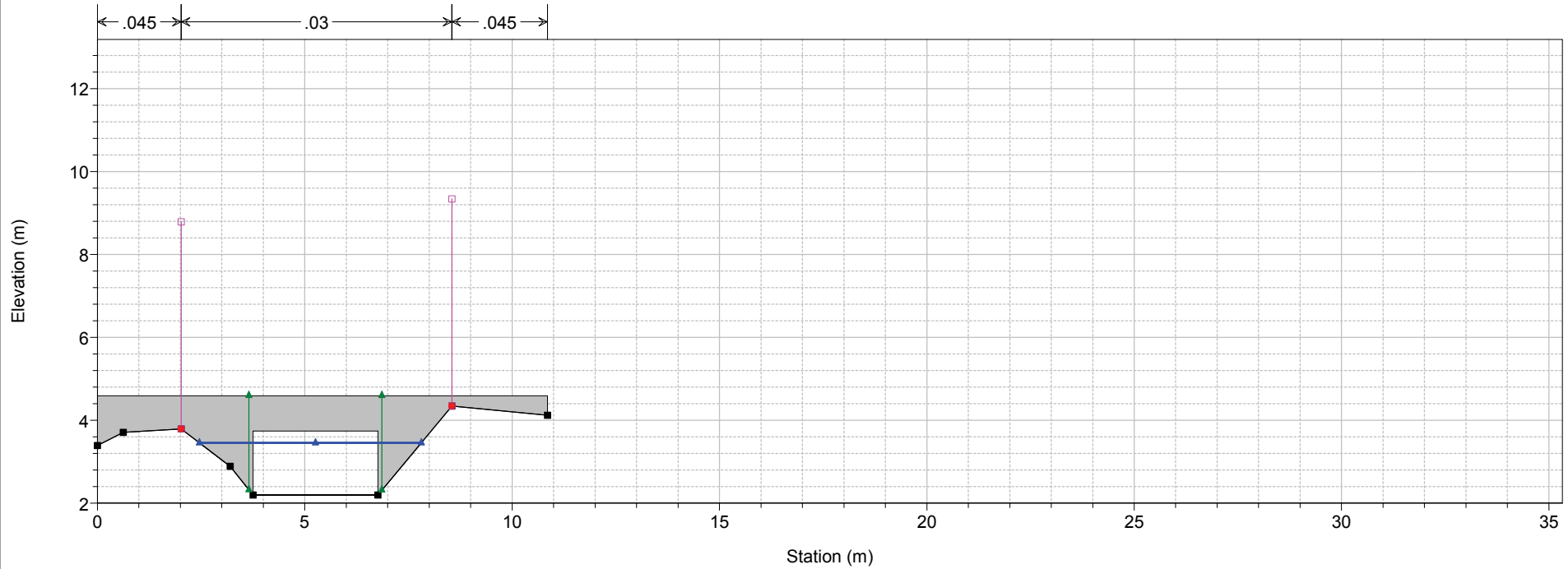


1 cm Horiz. = 1.5 m 1 cm Vert. = 1.5 m

1) TR200 3H 2) TR303H
River = Fosso dei Fichi Reach = Fichi RS = 5.5 BR

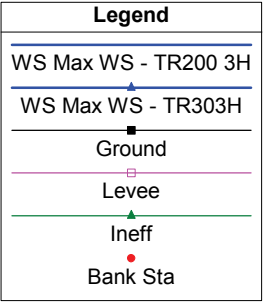
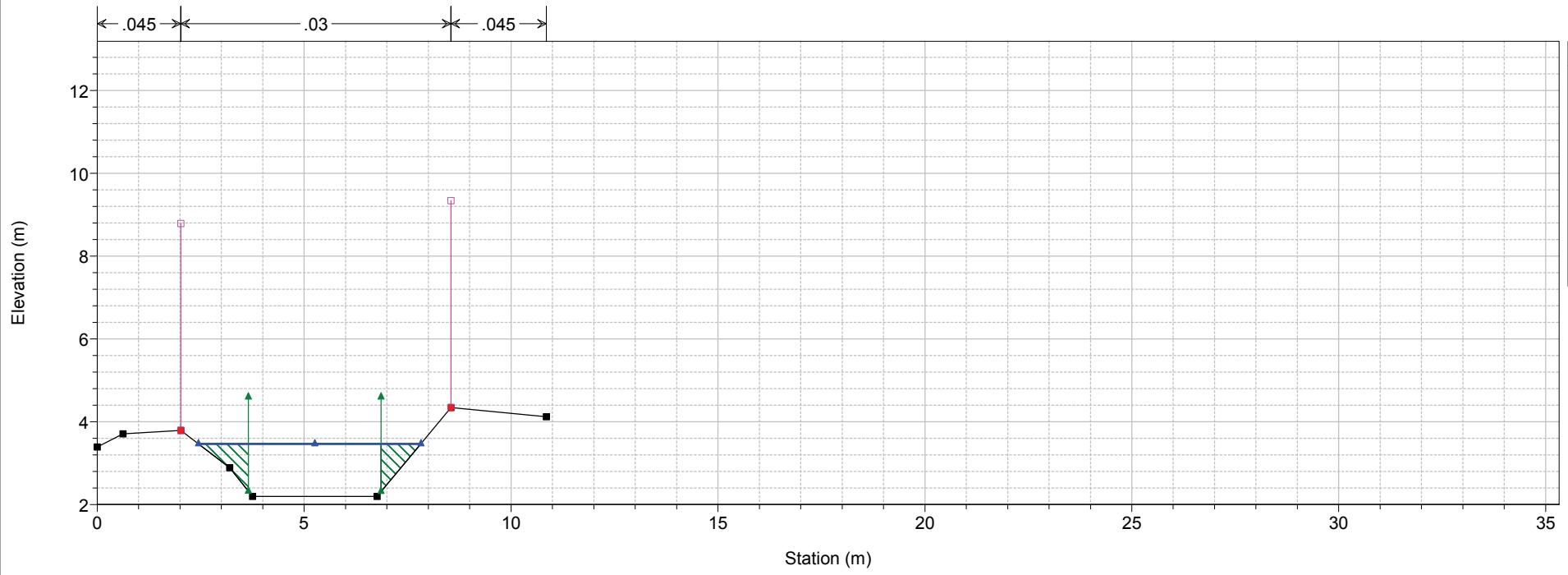


1) TR200 3H 2) TR303H
River = Fosso dei Fichi Reach = Fichi RS = 5.5 BR

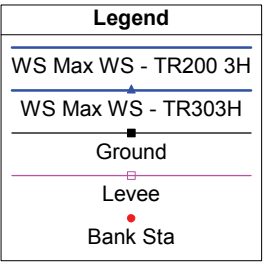
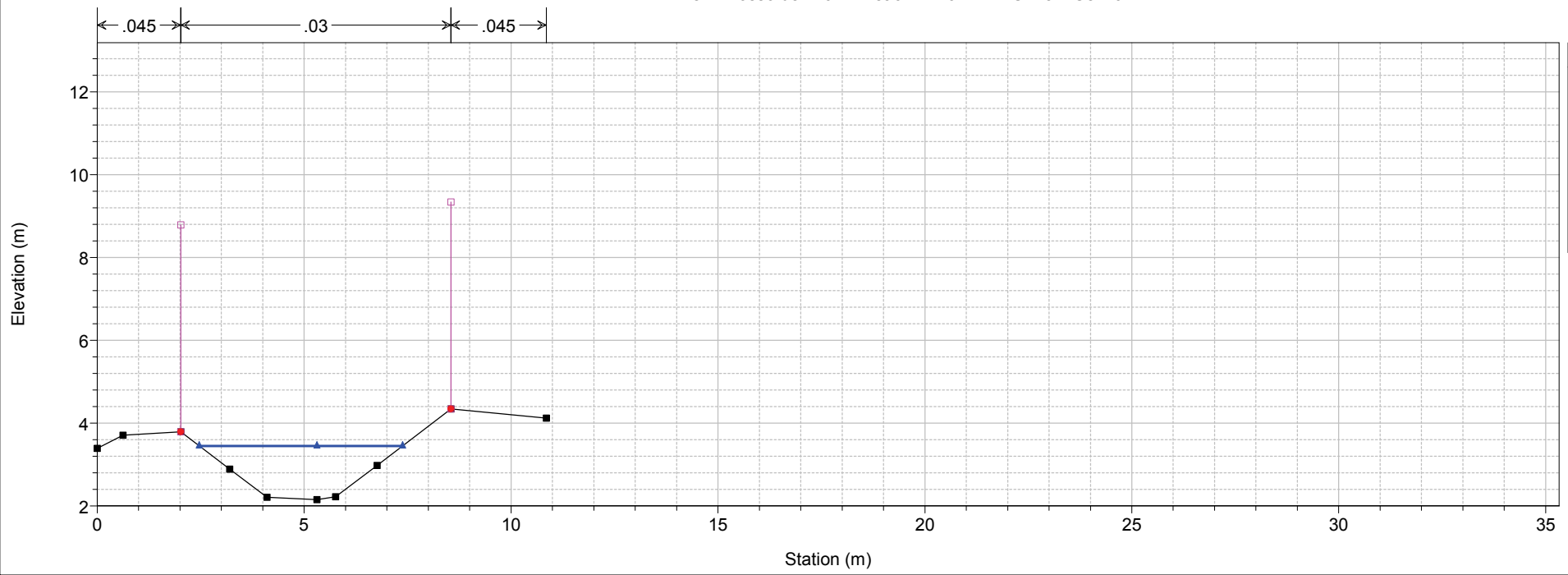


1 cm Horiz. = 1.5 m 1 cm Vert. = 1.5 m

1) TR200 3H 2) TR303H
 River = Fosso dei Fichi Reach = Fichi RS = 5.1

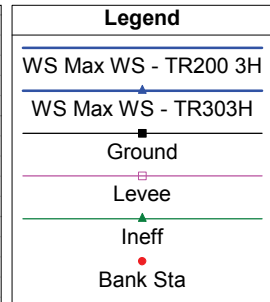
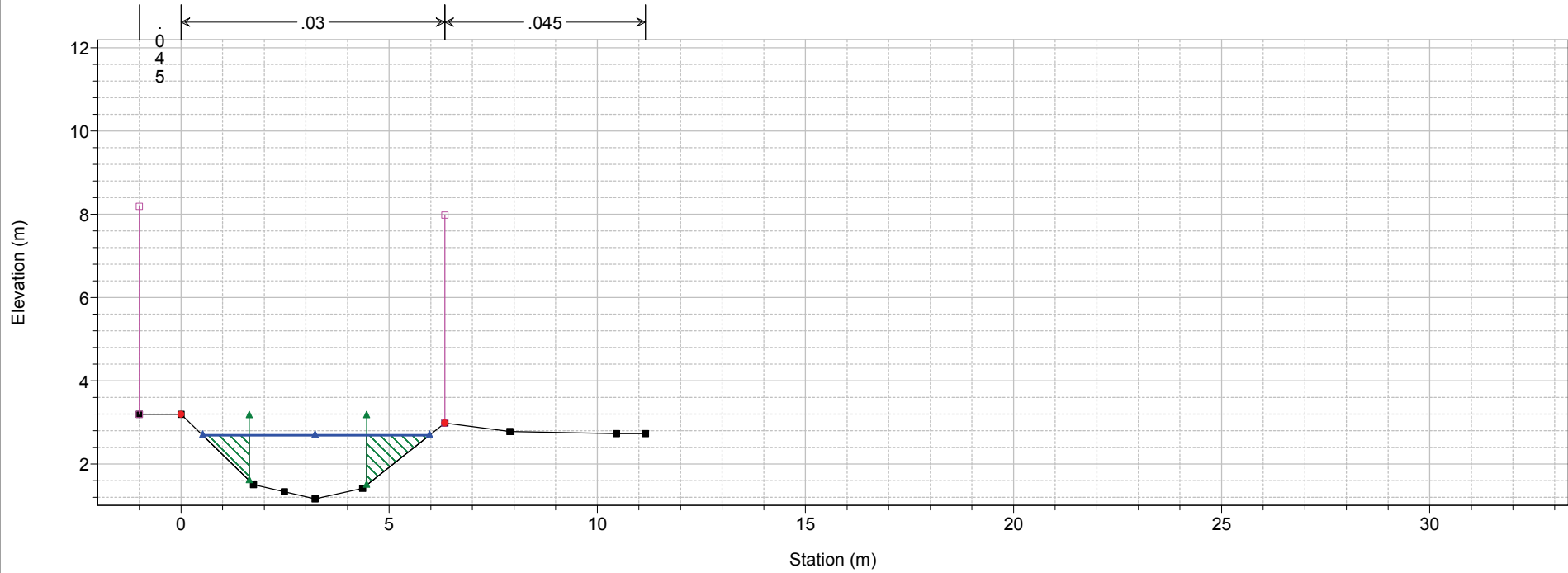


1) TR200 3H 2) TR303H
 River = Fosso dei Fichi Reach = Fichi RS = 5 Sez. 9

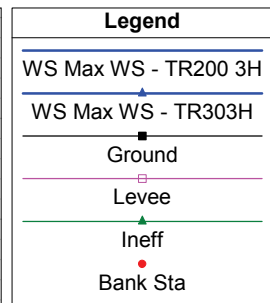
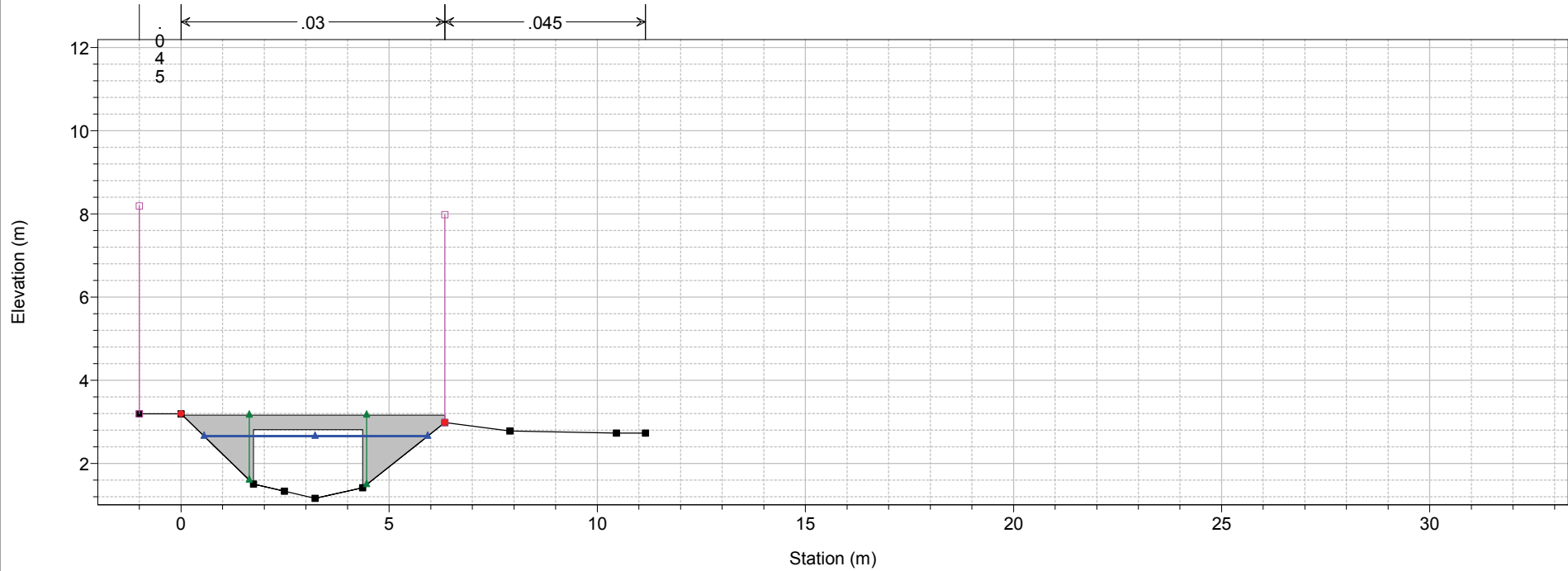


1 cm Horiz. = 1.5 m 1 cm Vert. = 1.5 m

1) TR200 3H 2) TR303H
 River = Fosso dei Fichi Reach = Fichi RS = 4 Sez. 10



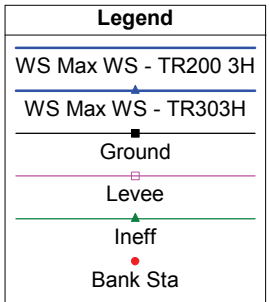
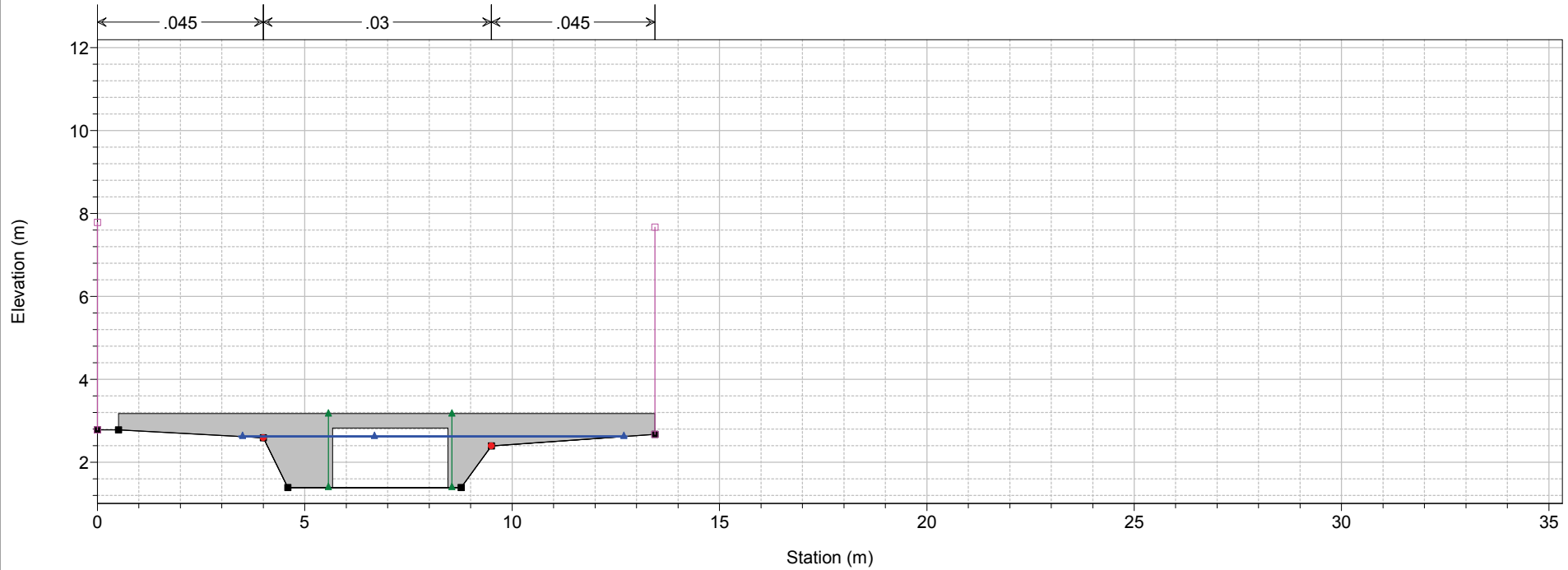
1) TR200 3H 2) TR303H
 River = Fosso dei Fichi Reach = Fichi RS = 3.5 BR



1 cm Horiz. = 1.5 m 1 cm Vert. = 1.5 m

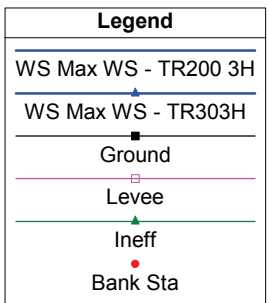
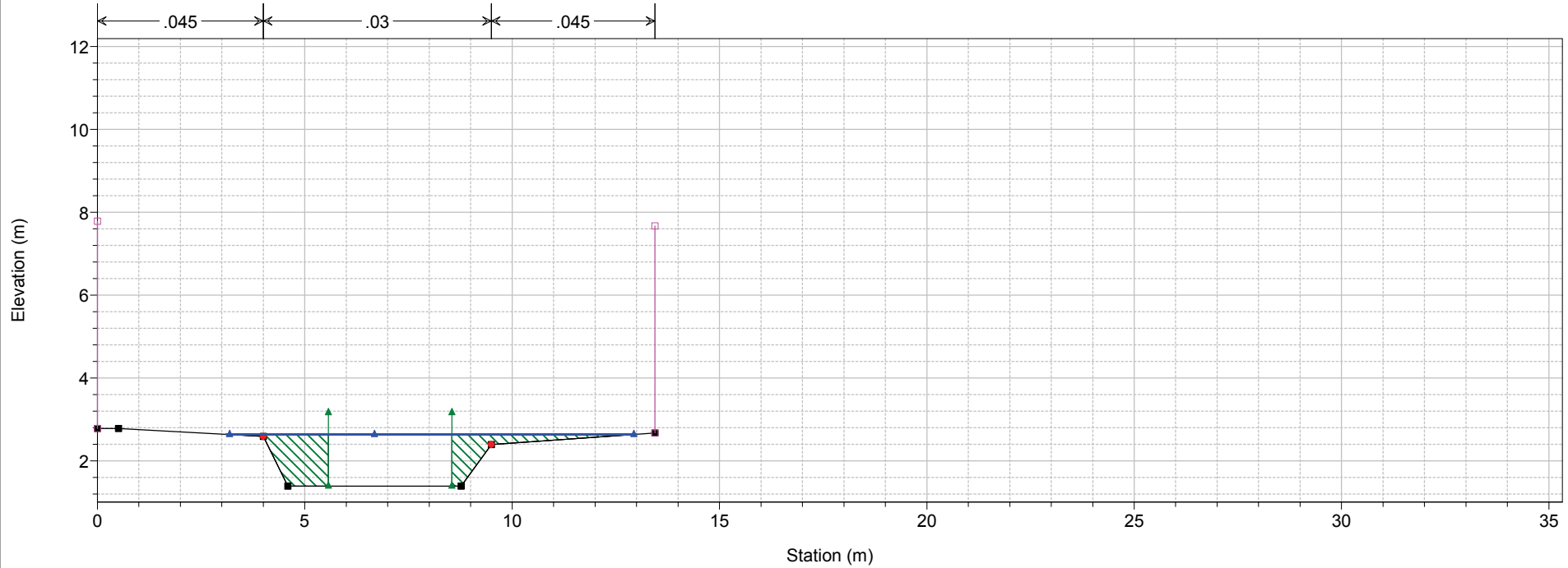
1) TR200 3H 2) TR303H

River = Fosso dei Fichi Reach = Fichi RS = 3.5 BR



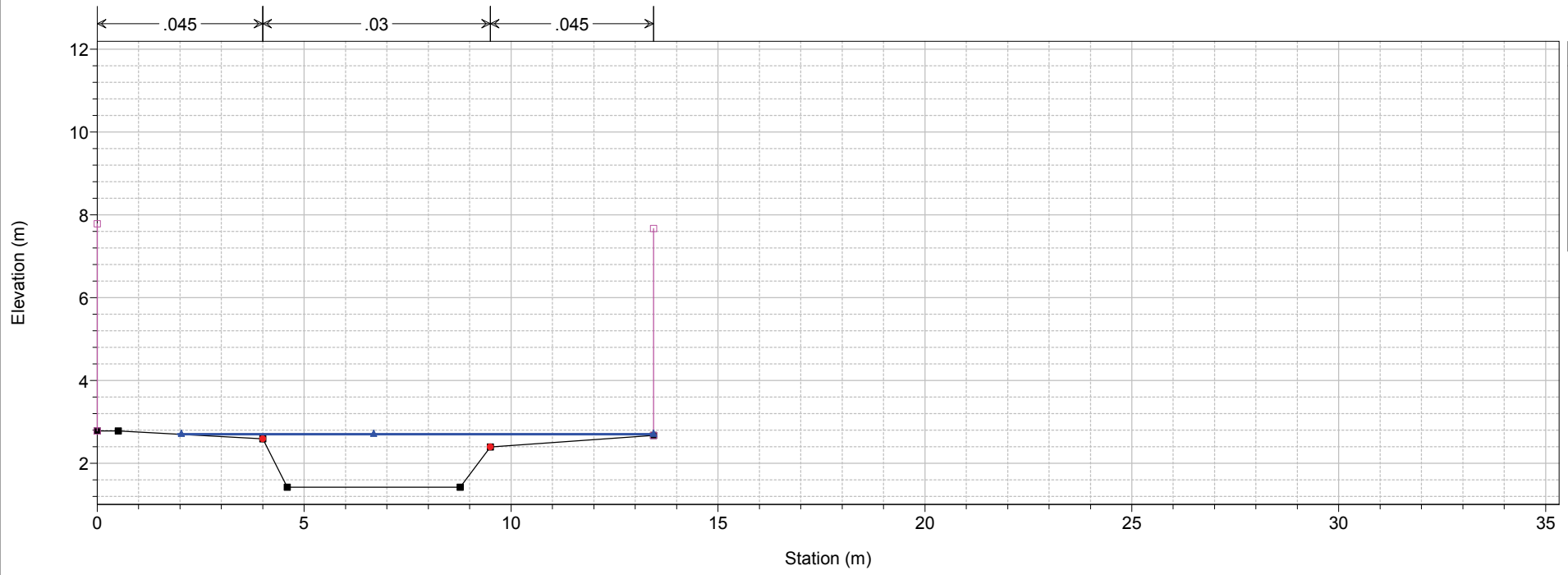
1) TR200 3H 2) TR303H

River = Fosso dei Fichi Reach = Fichi RS = 3.1

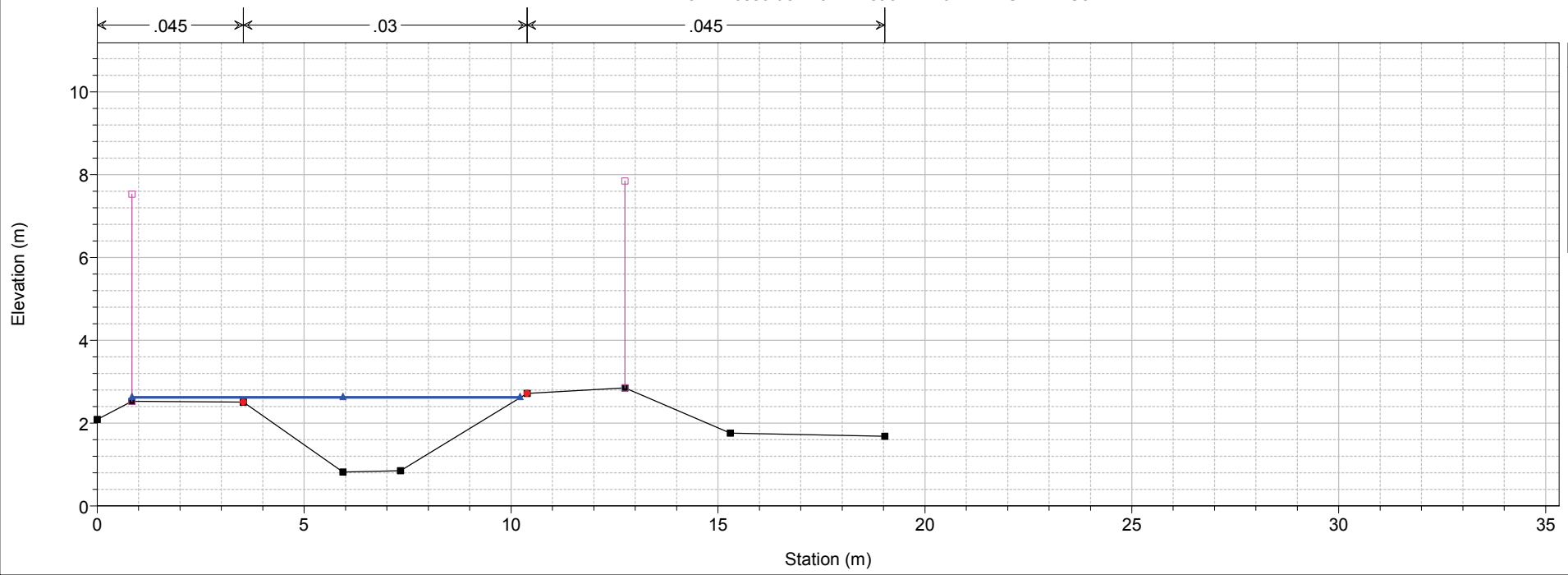


1 cm Horiz. = 1.5 m 1 cm Vert. = 1.5 m

1) TR200 3H 2) TR303H
 River = Fosso dei Fichi Reach = Fichi RS = 3 Sez. 11

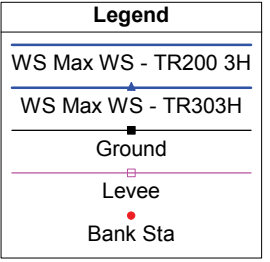
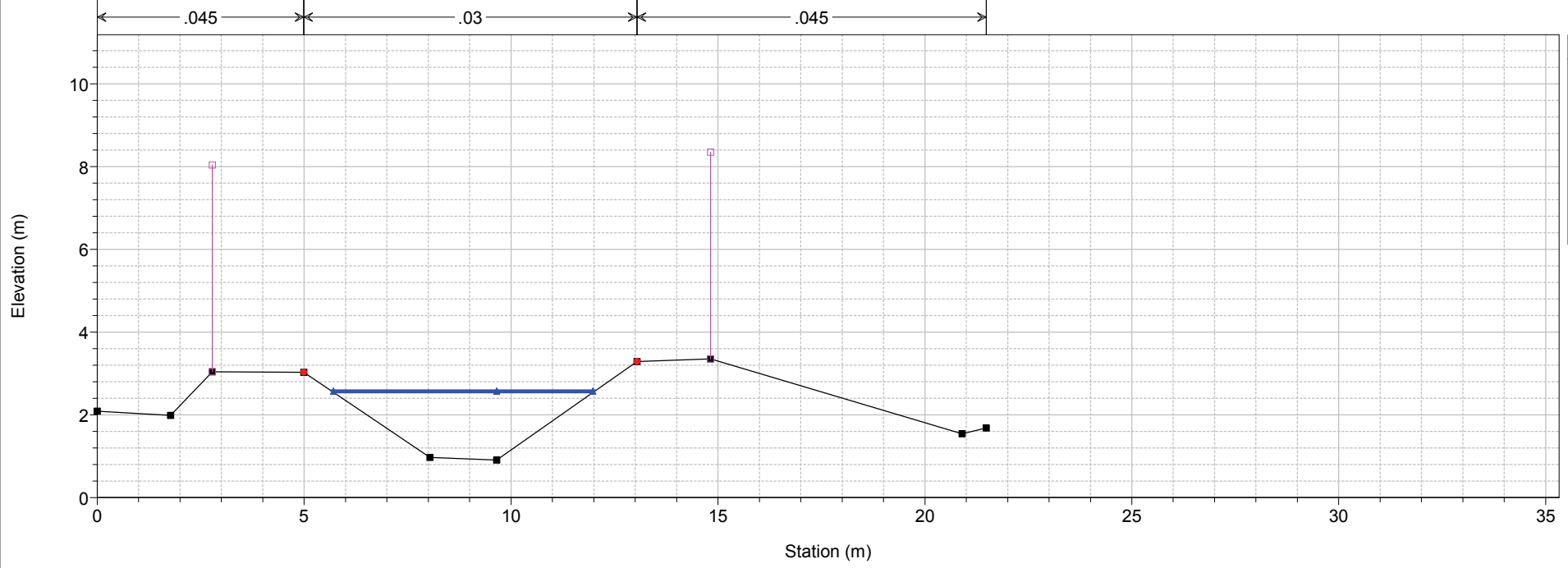


1) TR200 3H 2) TR303H
 River = Fosso dei Fichi Reach = Fichi RS = 2 Sez. 12

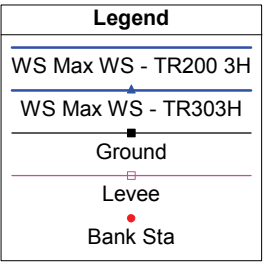
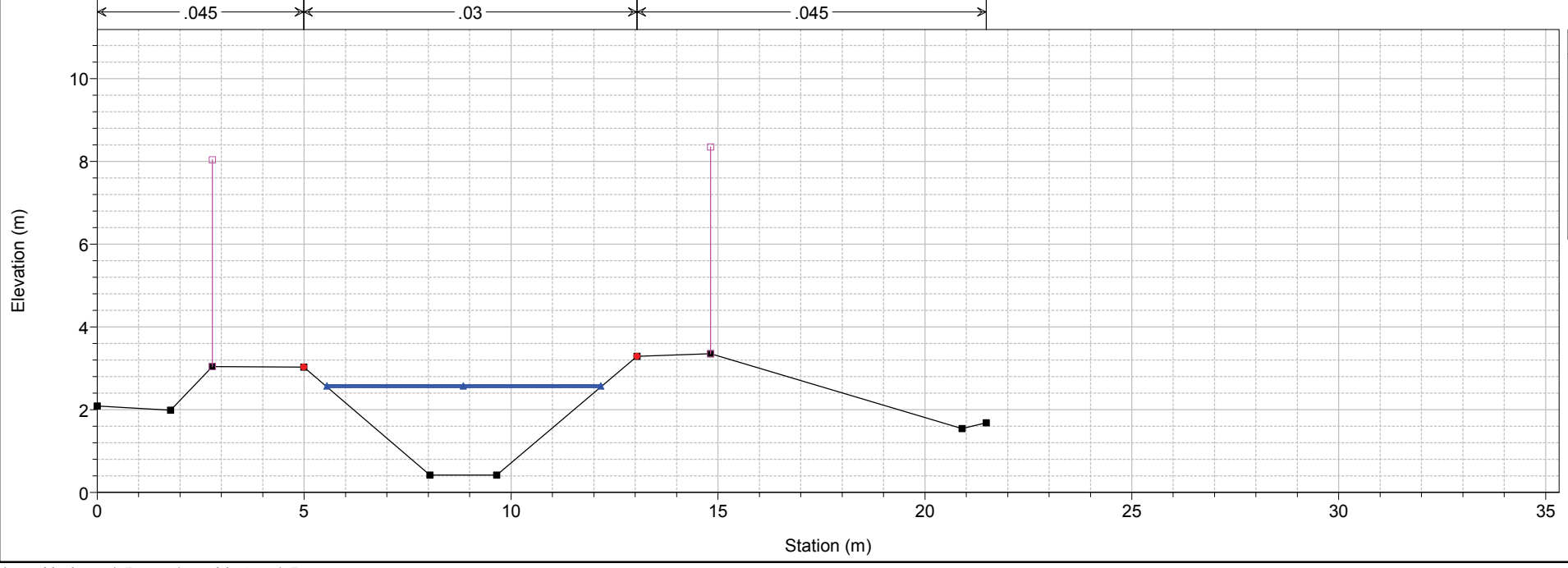


1 cm Horiz. = 1.5 m 1 cm Vert. = 1.5 m

1) TR200 3H 2) TR303H
 River = Fosso dei Fichi Reach = Fichi RS = 1 Sez. 13



1) TR200 3H 2) TR303H
 River = Fosso dei Fichi Reach = Fichi RS = 0.9 Sez. 13



1 cm Horiz. = 1.5 m 1 cm Vert. = 1.5 m

| Reach | River Sta | Profile | Plan | Q Total (m3/s) | Min Ch El (m) | W.S. Elev (m) | Crit W.S. (m) | E.G. Elev (m) | E.G. Slope (m/m) | Vel Chnl (m/s) | Flow Area (m2) | Top Width (m) | Froude # Chl |
|-------|-----------|---------|----------|-------------------|------------------|------------------|------------------|------------------|---------------------|-------------------|-------------------|------------------|--------------|
| Fichi | 13 | Max WS | TR200 3H | 32.24 | 7.63 | 9.35 | 9.64 | 10.37 | 0.018926 | 4.75 | 8.46 | 10.80 | 1.37 |
| Fichi | 13 | Max WS | TR303H | 20.29 | 7.63 | 9.17 | 9.34 | 9.82 | 0.014177 | 3.70 | 6.52 | 10.80 | 1.15 |
| Fichi | 12.99 | Max WS | TR200 3H | 32.24 | 7.63 | 9.35 | 9.64 | 10.37 | 0.019040 | 4.76 | 8.44 | 10.80 | 1.37 |
| Fichi | 12.99 | Max WS | TR303H | 20.29 | 7.63 | 9.17 | 9.34 | 9.82 | 0.014260 | 3.71 | 6.50 | 10.80 | 1.16 |
| Fichi | 12.98 | | | Lat Struct | | | | | | | | | |
| Fichi | 12.97 | | | Lat Struct | | | | | | | | | |
| Fichi | 12 | Max WS | TR200 3H | 6.49 | 6.34 | 8.36 | 7.37 | 8.40 | 0.000828 | 0.95 | 7.75 | 8.43 | 0.26 |
| Fichi | 12 | Max WS | TR303H | 6.47 | 6.34 | 8.34 | 7.36 | 8.38 | 0.000873 | 0.96 | 7.58 | 8.43 | 0.27 |
| Fichi | 11.9 | Max WS | TR200 3H | 6.49 | 6.38 | 8.31 | 7.40 | 8.41 | 0.001005 | 1.42 | 4.56 | 8.43 | 0.34 |
| Fichi | 11.9 | Max WS | TR303H | 6.47 | 6.38 | 8.29 | 7.40 | 8.39 | 0.001041 | 1.44 | 4.50 | 8.43 | 0.35 |
| Fichi | 11.5 | | | Bridge | | | | | | | | | |
| Fichi | 11.1 | Max WS | TR200 3H | 6.49 | 6.56 | 7.60 | 7.47 | 7.93 | 0.006626 | 2.52 | 2.57 | 3.53 | 0.81 |
| Fichi | 11.1 | Max WS | TR303H | 6.47 | 6.56 | 7.60 | 7.47 | 7.92 | 0.006624 | 2.52 | 2.57 | 3.53 | 0.81 |
| Fichi | 11 | Max WS | TR200 3H | 6.49 | 6.58 | 7.62 | 7.47 | 7.87 | 0.008120 | 2.21 | 2.94 | 3.55 | 0.77 |
| Fichi | 11 | Max WS | TR303H | 6.47 | 6.58 | 7.62 | 7.47 | 7.87 | 0.008117 | 2.20 | 2.94 | 3.55 | 0.77 |
| Fichi | 10.98 | | | Lat Struct | | | | | | | | | |
| Fichi | 10.97 | | | Lat Struct | | | | | | | | | |
| Fichi | 10 | Max WS | TR200 3H | 6.49 | 5.86 | 7.20 | 6.67 | 7.28 | 0.001849 | 1.27 | 5.12 | 5.09 | 0.40 |
| Fichi | 10 | Max WS | TR303H | 6.47 | 5.86 | 7.20 | 6.67 | 7.28 | 0.001852 | 1.27 | 5.11 | 5.08 | 0.40 |
| Fichi | 9.9 | Max WS | TR200 3H | 6.49 | 5.84 | 7.18 | 6.65 | 7.28 | 0.001606 | 1.39 | 4.68 | 5.06 | 0.41 |
| Fichi | 9.9 | Max WS | TR303H | 6.47 | 5.84 | 7.18 | 6.65 | 7.28 | 0.001608 | 1.39 | 4.67 | 5.06 | 0.41 |
| Fichi | 9.5 | | | Bridge | | | | | | | | | |
| Fichi | 9.1 | Max WS | TR200 3H | 6.49 | 5.64 | 6.43 | 6.35 | 6.69 | 0.007425 | 2.23 | 2.91 | 4.81 | 0.84 |
| Fichi | 9.1 | Max WS | TR303H | 6.47 | 5.64 | 6.43 | 6.35 | 6.68 | 0.007434 | 2.23 | 2.90 | 4.80 | 0.84 |
| Fichi | 9 | Max WS | TR200 3H | 6.49 | 5.63 | 6.43 | 6.34 | 6.65 | 0.007788 | 2.05 | 3.17 | 4.82 | 0.81 |
| Fichi | 9 | Max WS | TR303H | 6.47 | 5.63 | 6.43 | 6.34 | 6.65 | 0.007785 | 2.04 | 3.17 | 4.82 | 0.80 |
| Fichi | 8 | Max WS | TR200 3H | 6.49 | 3.69 | 5.07 | 4.81 | 5.23 | 0.004797 | 1.77 | 3.66 | 4.55 | 0.63 |
| Fichi | 8 | Max WS | TR303H | 6.47 | 3.69 | 5.07 | 4.81 | 5.23 | 0.004795 | 1.77 | 3.65 | 4.54 | 0.63 |
| Fichi | 7.98 | | | Lat Struct | | | | | | | | | |
| Fichi | 7.97 | | | Lat Struct | | | | | | | | | |
| Fichi | 7 | Max WS | TR200 3H | 6.33 | 3.03 | 4.38 | 4.09 | 4.52 | 0.003761 | 1.68 | 4.29 | 10.10 | 0.57 |
| Fichi | 7 | Max WS | TR303H | 6.32 | 3.03 | 4.38 | 4.09 | 4.52 | 0.003753 | 1.68 | 4.28 | 10.10 | 0.57 |
| Fichi | 6 | Max WS | TR200 3H | 6.08 | 2.33 | 3.53 | 3.37 | 3.73 | 0.006527 | 1.95 | 3.11 | 4.32 | 0.73 |
| Fichi | 6 | Max WS | TR303H | 6.07 | 2.33 | 3.53 | 3.37 | 3.73 | 0.006531 | 1.95 | 3.11 | 4.32 | 0.74 |
| Fichi | 5.9 | Max WS | TR200 3H | 6.08 | 2.30 | 3.55 | 3.01 | 3.67 | 0.001647 | 1.50 | 4.06 | 4.84 | 0.43 |
| Fichi | 5.9 | Max WS | TR303H | 6.07 | 2.30 | 3.55 | 3.01 | 3.66 | 0.001648 | 1.50 | 4.06 | 4.84 | 0.43 |
| Fichi | 5.5 | | | Bridge | | | | | | | | | |
| Fichi | 5.1 | Max WS | TR200 3H | 6.08 | 2.20 | 3.47 | 2.92 | 3.58 | 0.001545 | 1.50 | 4.06 | 5.38 | 0.42 |
| Fichi | 5.1 | Max WS | TR303H | 6.07 | 2.20 | 3.47 | 2.92 | 3.58 | 0.001547 | 1.50 | 4.06 | 5.38 | 0.43 |
| Fichi | 5 | Max WS | TR200 3H | 6.08 | 2.15 | 3.45 | 3.07 | 3.56 | 0.003055 | 1.47 | 4.12 | 4.91 | 0.51 |
| Fichi | 5 | Max WS | TR303H | 6.07 | 2.15 | 3.45 | 3.07 | 3.56 | 0.003056 | 1.47 | 4.12 | 4.91 | 0.51 |
| Fichi | 4 | Max WS | TR200 3H | 6.08 | 1.16 | 2.69 | 2.10 | 2.82 | 0.001568 | 1.58 | 3.85 | 5.46 | 0.43 |
| Fichi | 4 | Max WS | TR303H | 6.07 | 1.16 | 2.69 | 2.10 | 2.81 | 0.001582 | 1.58 | 3.84 | 5.45 | 0.43 |
| Fichi | 3.5 | | | Bridge | | | | | | | | | |
| Fichi | 3.1 | Max WS | TR200 3H | 6.08 | 1.39 | 2.64 | 2.14 | 2.77 | 0.001783 | 1.63 | 3.72 | 9.90 | 0.47 |
| Fichi | 3.1 | Max WS | TR303H | 6.07 | 1.39 | 2.63 | 2.14 | 2.77 | 0.001803 | 1.64 | 3.71 | 9.75 | 0.47 |
| Fichi | 3 | Max WS | TR200 3H | 6.08 | 1.42 | 2.70 | 2.00 | 2.75 | 0.000843 | 0.93 | 7.15 | 11.50 | 0.28 |
| Fichi | 3 | Max WS | TR303H | 6.07 | 1.42 | 2.70 | 2.00 | 2.74 | 0.000855 | 0.94 | 7.09 | 11.41 | 0.28 |
| Fichi | 2.98 | | | Lat Struct | | | | | | | | | |
| Fichi | 2.97 | | | Lat Struct | | | | | | | | | |
| Fichi | 2 | Max WS | TR200 3H | 4.68 | 0.82 | 2.63 | 1.62 | 2.65 | 0.000373 | 0.63 | 7.72 | 9.41 | 0.19 |
| Fichi | 2 | Max WS | TR303H | 5.07 | 0.82 | 2.62 | 1.66 | 2.64 | 0.000460 | 0.69 | 7.58 | 9.38 | 0.21 |

HEC-RAS River: Fosso dei Fichi Reach: Fichi Profile: Max WS (Continued)

| Reach | River Sta | Profile | Plan | Q Total (m3/s) | Min Ch El (m) | W.S. Elev (m) | Crit W.S. (m) | E.G. Elev (m) | E.G. Slope (m/m) | Vel Chnl (m/s) | Flow Area (m2) | Top Width (m) | Froude # Chl |
|-------|-----------|---------|----------|-------------------|------------------|------------------|------------------|------------------|---------------------|-------------------|-------------------|------------------|--------------|
| Fichi | 1 | Max WS | TR200 3H | 4.04 | 0.91 | 2.59 | 1.63 | 2.61 | 0.000395 | 0.61 | 6.59 | 6.39 | 0.19 |
| Fichi | 1 | Max WS | TR303H | 4.68 | 0.91 | 2.54 | 1.69 | 2.57 | 0.000595 | 0.74 | 6.32 | 6.27 | 0.24 |
| Fichi | 0.9 | Max WS | TR200 3H | 4.04 | 0.42 | 2.59 | 1.14 | 2.60 | 0.000161 | 0.45 | 9.03 | 6.71 | 0.12 |
| Fichi | 0.9 | Max WS | TR303H | 4.68 | 0.42 | 2.55 | 1.20 | 2.56 | 0.000235 | 0.53 | 8.75 | 6.61 | 0.15 |

| Reach | River Sta | Profile | Plan | Q US (m3/s) | Q Leaving Total (m3/s) | Q DS (m3/s) | Q Weir (m3/s) | Q Gates (m3/s) | Wr Top Width (m) | Weir Max Depth (m) | Weir Avg Depth (m) | Min El Weir Flow (m) | E.G. US. (m) | W.S. US. (m) | E.G. DS (m) | W.S. DS (m) |
|-------|-----------|---------|----------|----------------|---------------------------|----------------|------------------|-------------------|---------------------|-----------------------|-----------------------|-------------------------|-----------------|-----------------|----------------|----------------|
| Fichi | 12.98 | Max WS | TR200 3H | 32.24 | 21.90 | 6.49 | 21.90 | | 122.34 | 0.51 | 0.21 | 8.05 | 10.37 | 9.35 | 8.40 | 8.36 |
| Fichi | 12.98 | Max WS | TR303H | 20.29 | 12.96 | 6.47 | 12.96 | | 122.34 | 0.33 | 0.15 | 8.05 | 9.81 | 9.17 | 8.39 | 8.34 |
| Fichi | 12.97 | Max WS | TR200 3H | 32.24 | 3.85 | 6.49 | 3.85 | | 55.17 | 0.28 | 0.10 | 8.21 | 10.37 | 9.35 | 8.40 | 8.36 |
| Fichi | 12.97 | Max WS | TR303H | 20.29 | 0.85 | 6.47 | 0.85 | | 32.64 | 0.13 | 0.06 | 8.21 | 9.81 | 9.17 | 8.39 | 8.34 |
| Fichi | 10.98 | Max WS | TR200 3H | 6.49 | 0.00 | 6.49 | 0.00 | | | | | 8.02 | 7.87 | 7.62 | 7.28 | 7.20 |
| Fichi | 10.98 | Max WS | TR303H | 6.47 | 0.00 | 6.47 | 0.00 | | | | | 8.02 | 7.87 | 7.62 | 7.28 | 7.20 |
| Fichi | 10.97 | Max WS | TR200 3H | 6.49 | 0.00 | 6.49 | 0.00 | | | | | 7.98 | 7.87 | 7.62 | 7.28 | 7.20 |
| Fichi | 10.97 | Max WS | TR303H | 6.47 | 0.00 | 6.47 | 0.00 | | | | | 7.98 | 7.87 | 7.62 | 7.28 | 7.20 |
| Fichi | 7.98 | Max WS | TR200 3H | 6.49 | 0.22 | 6.08 | 0.22 | | 41.14 | 0.04 | 0.02 | 3.96 | 5.23 | 5.07 | 3.73 | 3.53 |
| Fichi | 7.98 | Max WS | TR303H | 6.47 | 0.21 | 6.07 | 0.21 | | 40.67 | 0.04 | 0.02 | 3.96 | 5.23 | 5.07 | 3.73 | 3.53 |
| Fichi | 7.97 | Max WS | TR200 3H | 6.49 | 0.20 | 6.08 | 0.20 | | 38.05 | 0.04 | 0.02 | 4.05 | 5.23 | 5.07 | 3.73 | 3.53 |
| Fichi | 7.97 | Max WS | TR303H | 6.47 | 0.19 | 6.07 | 0.19 | | 37.60 | 0.04 | 0.02 | 4.05 | 5.23 | 5.07 | 3.73 | 3.53 |
| Fichi | 2.98 | Max WS | TR200 3H | 6.08 | 0.07 | 4.04 | 0.07 | | 17.23 | 0.03 | 0.02 | 2.67 | 2.75 | 2.70 | 2.60 | 2.59 |
| Fichi | 2.98 | Max WS | TR303H | 6.07 | 0.04 | 4.68 | 0.04 | | 14.38 | 0.03 | 0.01 | 2.67 | 2.74 | 2.70 | 2.56 | 2.55 |
| Fichi | 2.97 | Max WS | TR200 3H | 6.08 | 1.97 | 4.04 | 1.97 | | 100.42 | 0.10 | 0.05 | 2.53 | 2.75 | 2.70 | 2.60 | 2.59 |
| Fichi | 2.97 | Max WS | TR303H | 6.07 | 1.35 | 4.68 | 1.35 | | 87.71 | 0.09 | 0.04 | 2.53 | 2.74 | 2.70 | 2.56 | 2.55 |